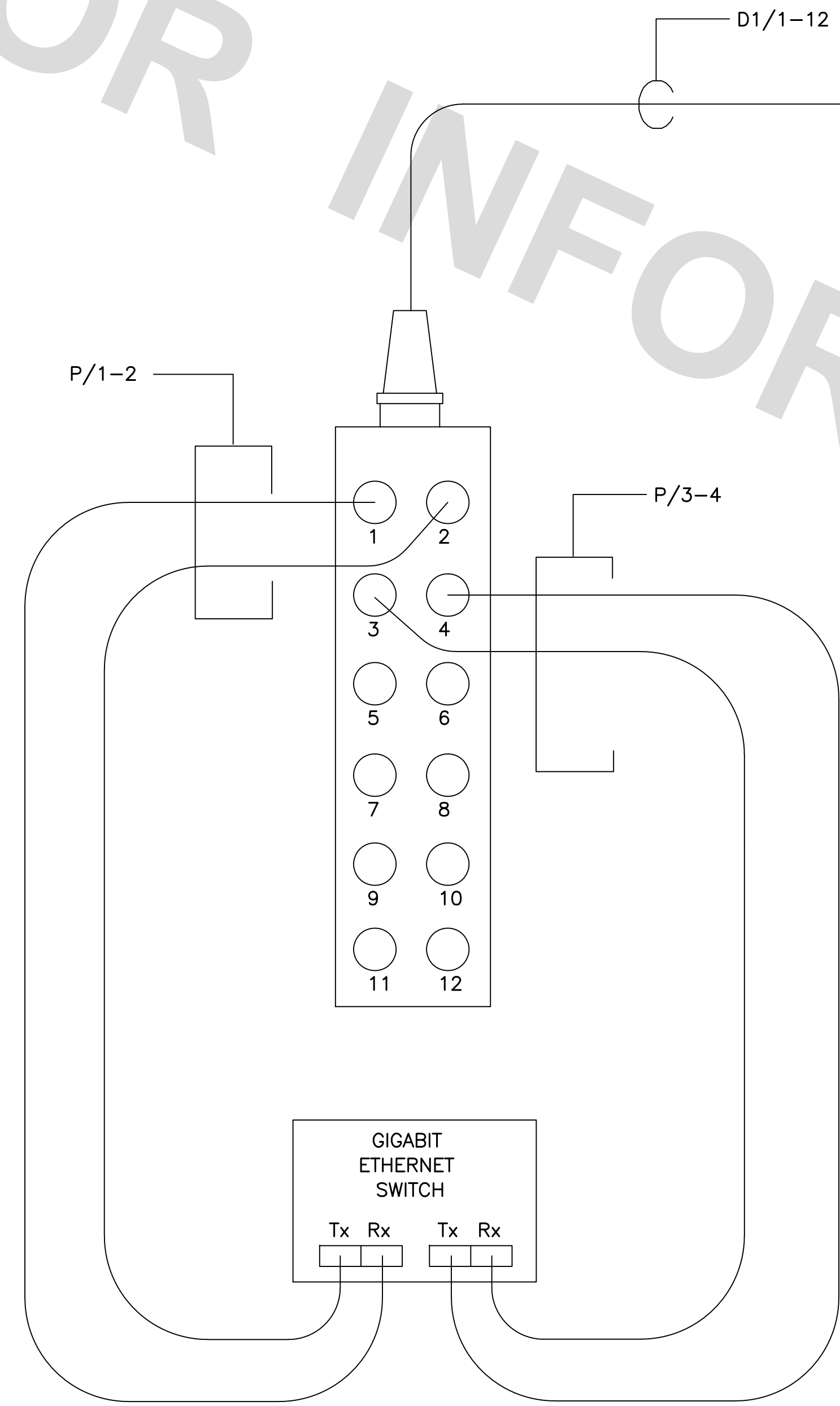


TYPICAL END-RUN TRAFFIC SIGNAL CONTROLLER CABINET

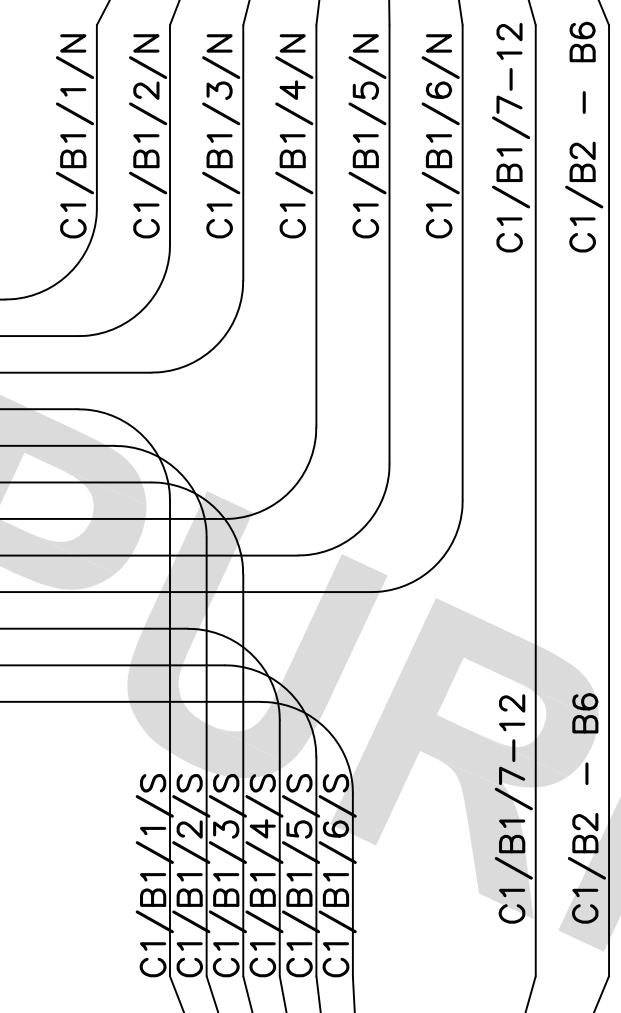
JUNCTION BOX

PROJECT NO.	SHEET

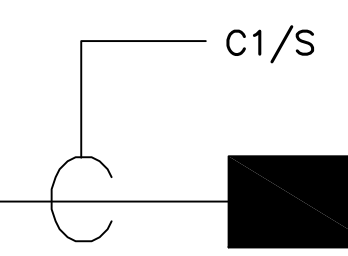
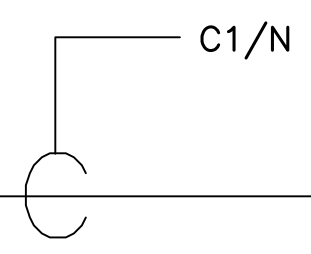


DROP CABLE
 FUSION SPLICE D1/1-3 TO C1/B1/1-3/N
 AND D1/4-6 TO C1/B1/1-3/S
 FUSION SPLICE D1/7-9 TO C1/B1/4-6/N
 AND D1/10-12 TO C1/B1/4-6/S
 STRANDS D1/7-12 ARE SPARE

- D1
- D2
- D3
- D4
- D5
- D6
- D7
- D8
- D9
- D10
- D11
- D12



SM F/O



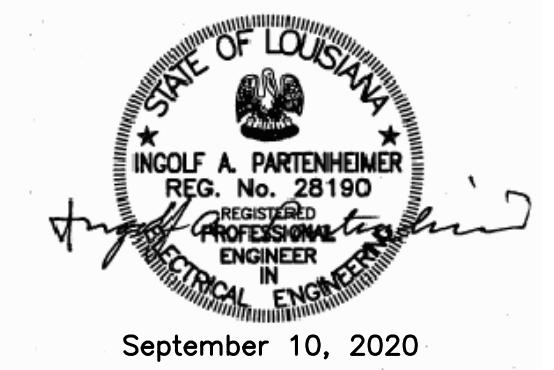
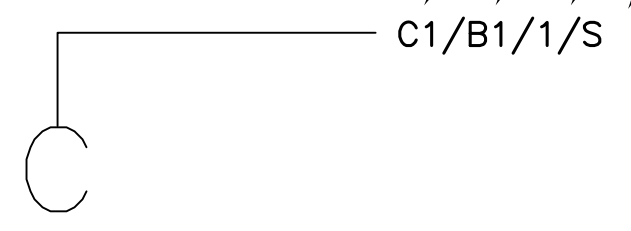
CABLE END SHALL BE SEALED WITH COLD SHRINK TUBING AND COILED WITHIN OPTICAL SPLICE ENCLOSURE.

FIBER OPTIC COLOR CODE

- | | |
|----------|-----------|
| 1 BLUE | 7 RED |
| 2 ORANGE | 8 BLACK |
| 3 GREEN | 9 YELLOW |
| 4 BROWN | 10 VIOLET |
| 5 SLATE | 11 ROSE |
| 6 WHITE | 12 AQUA |

LEGEND

- INDICATES CABLE No. (C-CABLE, D-DROP CABLE, P-PATCH CORD, XC-EXISTING CABLE)
- INDICATES BUFFER No.
- INDICATES FIBER No.
- INDICATES DIRECTION OF CONTINUATION



STANDARD PLAN NO. 906-05	DATED September 10, 2019	SHEET NO. 5 OF 5
-----------------------------	-----------------------------	---------------------

FIBER OPTIC DETAILS
(TYPICAL SPLICE END-RUN)

ENGINEERING DIVISION DEPARTMENT OF TRANSPORTATION AND DRAINAGE CITY OF BATON ROUGE & PARISH OF EAST BATON ROUGE			
DESIGNED	DRAWN	CHECKED	APPROVED
T.E.D.	G. VANNICE	S. EDEL	I. PARTENHEIMER

DATE	DESCRIPTION REVISIONS	BY

ENGINEERING ACQUISITION STUDY FORM 03