



Baton Rouge SSO Program

2002 Consent Decree

Quarterly Report No. 82

October 24, 2022



October 24, 2022

CERTIFIED – RETURN RECEIPT REQUESTED

Ms. Cheryl Seager
Director
Water Enforcement Branch (6EN-W)
Compliance Assurance and Enforcement Division
U.S. Environmental Protection Agency, Region VI
1445 Ross Avenue
Dallas, Texas 75202-2733

Re: City of Baton Rouge and Parish of East Baton Rouge
Consent Decree-Civil Action No. 01-978-B-M3
Eighty Second Quarterly Report - **Period Ending September 30, 2022**

Ms. Seager,

Pursuant to Paragraph 51 of the Consent Decree, the City of Baton Rouge and Parish of East Baton Rouge hereby submits the 82nd Consent Decree Quarterly Report covering activities for the quarter ending September 30, 2022. An Executive Summary is included in the beginning of this report that describes the progress of compliance related activities of the program during the past quarter. In addition, this report contains a summary of compliance with and activities related to:

- Cross Connection Elimination Plan
- Collection System Preventive Maintenance Program (PMP)
- Sanitary Sewer Overflow Response Plan (SSORP)
- Reporting of Unauthorized Discharges
- Consent Decree Compliance Status

These activities are described in Sections VIII, IX, X, XI, XX and XXI of the Consent Decree.

Pursuant to Paragraph 49 and 117 of the Consent Decree, the City of Baton Rouge and Parish of East Baton Rouge hereby submits for review and approval three copies of the 82nd Consent Decree Quarterly Report to the US EPA and LDEQ and one copy to the US DOJ and City/Parish DES.

I certify that the information contained in or accompanying this sixty third quarterly report is true, accurate and complete. As to those identified portions of this document for which I cannot personally verify their truth and accuracy, I certify as the official having supervisory responsibility for the persons who, acting under my direct instructions, made the verification, that this is true, accurate and complete.

Should you require additional information concerning this matter, please let me know.

Sincerely yours,



Richard Speer, PE
Environmental Services Director

cc: Honorable Sharon Weston-Broome, Mayor-President
Darryl Gissel, Chief Administrative Officer
Chief, Environmental Enforcement Section, US DOJ
Mr. Bobby Mayweather, LDEQ
Dr. Chuck Carr Brown, LDEQ
Ms. Mona Bates, US EPA Region 6
Mr. Carlos Zequeira, (6RC-EA)
Ms. Darlene Whitten-Hill, (6EN-WC)
Mr. Anderson Dotson, III
Mr. Bob Abbott
Mr. Joseph Young, Jacobs
Ms. Elizabeth Gibert, Jacobs
Mr. Carlos Giron, Jacobs
Mr. Adam M. Smith, PE
Mr. Rickey P. Brouillette, PE
Ms. Cheryl P. Berry, PE
Mr. Darren P. Braud
Mr. Ted D. Stephens
Mr. John P. Ward
Mr. Paul F. Nata

**CITY-PARISH DEPARTMENTAL MEMORANDUM
WASTEWATER COLLECTION DIVISION**

345 Chippewa St.
Baton Rouge, LA 70805

Date: October 19, 2022

To: Mr. Darren P. Braud, Wastewater Collection Division
Mr. Paul Nata, Wastewater Collection Division
Mr. Michael Lowe, Wastewater Treatment and Disposal Division


From: Ms. Cheryl Berry, P.E., Sewer Engineering Division

Re: City of Baton Rouge and Parish of East Baton Rouge
Consent Decree-Civil Action No. 01-978-B-M3
Eighty Second Quarterly Report – Period Ending September 30, 2022
Data Review


Sir or Madam:

Draft copies of the above referenced report have been submitted for your review. This review is to insure that the data submitted under your direction, has been stated in a truthful and accurate manner in the Eighty Second Quarterly Report. Once the review of your portion of data is complete and corrected, please sign below the paragraph stating that fact and return for processing.

Sincerely,


Cheryl D. Berry, P.E.
Sewer Engineering

I certify that the information contained in or accompanying the portion of the Eighty Second Quarterly Report that I am responsible for is true, accurate, and complete. As to those identified portions of this document for which I cannot personally verify their truth and accuracy, I certify as the official having supervisory responsibility for the persons who, acting under my direct instructions, made the verification, that this is true, accurate and complete.



xc: Document Control

**CITY-PARISH DEPARTMENTAL MEMORANDUM
WASTEWATER COLLECTION DIVISION**

345 Chippewa St.
Baton Rouge, LA 70805

Date: October 19, 2022

To: Mr. Darren P. Braud, Wastewater Collection Division
Mr. Paul Nata, Wastewater Collection Division
Mr. Michael Lowe, Wastewater Treatment and Disposal Division


From: Ms. Cheryl Berry, P.E., Sewer Engineering Division

Re: City of Baton Rouge and Parish of East Baton Rouge
Consent Decree-Civil Action No. 01-978-B-M3
Eighty Second Quarterly Report – Period Ending September 30, 2022
Data Review

Sir or Madam:


Draft copies of the above referenced report have been submitted for your review. This review is to insure that the data submitted under your direction, has been stated in a truthful and accurate manner in the Eighty Second Quarterly Report. Once the review of your portion of data is complete and corrected, please sign below the paragraph stating that fact and return for processing.

Sincerely,



Cheryl D. Berry, PE
Sewer Engineering

I certify that the information contained in or accompanying the portion of the Eighty Second Quarterly Report that I am responsible for is true, accurate, and complete. As to those identified portions of this document for which I cannot personally verify their truth and accuracy, I certify as the official having supervisory responsibility for the persons who, acting under my direct instructions, made the verification, that this is true, accurate and complete.



xc: Document Control

**CITY-PARISH DEPARTMENTAL MEMORANDUM
WASTEWATER COLLECTION DIVISION**

345 Chippewa St.
Baton Rouge, LA 70805

Date: October 19, 2022

To: Mr. Darren P. Braud, Wastewater Collection Division
Mr. Paul Nata, Wastewater Collection Division
Mr. Michael Lowe, Wastewater Treatment and Disposal Division


From: Ms. Cheryl Berry, P.E., Sewer Engineering Division

Re: City of Baton Rouge and Parish of East Baton Rouge
Consent Decree-Civil Action No. 01-978-B-M3
Eighty Second Quarterly Report – Period Ending September 30, 2022
Data Review

Sir or Madam:

Draft copies of the above referenced report have been submitted for your review. This review is to insure that the data submitted under your direction, has been stated in a truthful and accurate manner in the Eighty Second Quarterly Report. Once the review of your portion of data is complete and corrected, please sign below the paragraph stating that fact and return for processing.

Sincerely,


Cheryl D. Berry, PE
Sewer Engineering

I certify that the information contained in or accompanying the portion of the Eighty Second Quarterly Report that I am responsible for is true, accurate, and complete. As to those identified portions of this document for which I cannot personally verify their truth and accuracy, I certify as the official having supervisory responsibility for the persons who, acting under my direct instructions, made the verification, that this is true, accurate and complete.


10-19-22

xc: Document Control

82nd Quarterly Report - Executive Summary

General Overview

On March 14, 2002, the City of Baton Rouge, Louisiana and the Parish of East Baton Rouge, Louisiana (collectively “the City/Parish”) entered into a Consent Decree with the United States and the State of Louisiana. Since that time an Agreement and Order Regarding the Modification of the Consent Decree was lodged with the court in late 2008 and was approved by the Department of Justice (DOJ), Environmental Protection Agency (EPA), and Louisiana Department of Environmental Quality (LDEQ) in April 2009. This 2009 Consent Decree Modification specifically adopts the City/Parish’s September 2008 Second Remedial Measures Action Plan (RMAP2). In addition, in late 2012 the City/Parish submitted a request for compliance schedule extension which was approved by DOJ, EPA, and LDEQ on June 16, 2013 in the *Revised Second Agreement and Order Regarding the Modification of the Consent Decree* (aka *Revised Second Consent Decree Modification*) which was included as *Attachment 1: Revised Second Agreement and Order Regarding the Modification of the Consent Decree with the 45th Quarterly EPA Report*.

The following Quarterly Progress Report is hereby submitted to fulfill the reporting requirements described in Section XVIII – Reporting, of the 2002 Consent Decree. The sections in this Executive Summary and in the rest of this Quarterly Report highlight the work associated with the 2002 Consent Decree, the 2009 Consent Decree Modification, and the 2013 Revised Second Consent Decree Modification.

Report Organization

The report organization and description of what is included in each section of the Quarterly Report is as follows:

Executive Summary – This section herein, summarizes regulatory submittals, and activities that took place during the past quarter in addition to describing those items awaiting submittal/approval. This section also summarizes the compliance with and activities related to the implementation of the First Remedial Measures Action Plan (RMAP1) and Second Remedial Measures Action Plan (RMAP2) projects, including the status of design/construction projects in comparison to the schedules that have been established pursuant to the Consent Decree for those projects; and schedule deadlines and milestones achieved during the calendar quarter, as well as those expected to be achieved during the next quarter.

Summary of Activity Totals – This table summarizes the overall City/Parish service area maintenance activities per quarter.

Preventative Maintenance Plan Summary Totals (North and South) – These tables detail the maintenance activities performed in the North and South areas.

Part A: Cross-Connection Elimination Plan – This section summarizes any cross-connections identified and eliminated during the reporting period.

Part B: Preventative Maintenance Program – This section provides a brief description of preventative maintenance activities that took place during the reporting period.

Part C: Sanitary Sewer Overflow Response Plan – This section briefly summarizes activities related to compliance/noncompliance with the Sanitary Sewer Overflow Response Plan (SSORP) requirements of the Consent Decree during the reporting period.

Part D: Reporting of Unauthorized Discharges – This section summarizes the details of each unauthorized discharge occurring during the reporting period.

Part E: Consent Decree Compliance Status – This section briefly summarizes whether or not the City/Parish is in compliance or non-compliance with the Consent Decree.

Part F: Environmental Results Monitoring (ERM) - Section XIV requires the City/Parish DES to implement and follow the Environmental Results Monitoring Plan attached in Exhibit G of the Consent Decree. The Environmental Results Monitoring Plan is designed to measure environmental benefits resulting from the work performed under the Consent

Decree through measurement of water quality improvements. The City/Parish has conducted the first quarterly Phase II Environmental Results Monitoring event, which is summarized in Part F. Also in Part F is the water sample analysis and chain of custody.

Part G: Supplemental Environmental Projects (SEP) – This section summarizes the status of the SEP projects. However, currently all SEP projects have been completed and the final SEP Completion Report has been submitted. Therefore, this section is not included in the Quarterly Report for this reporting period.

The rest of this section highlights activities that are to be included in the Executive Summary Section of the Quarterly Report. Additionally, the remainder of the Quarterly Report sections is attached as well.

Summary of Regulatory Actions (Quarter Ending September 30, 2022)

This portion of the Executive Summary highlights significant dates on which the City/Parish submitted deliverables to the Department of Justice (DOJ), Environmental Protection Agency (EPA), and Louisiana Department of Environmental Quality (LDEQ). Additionally, this list also reports all meetings and phone conversations that have taken place during the past quarter with parties listed.

History of Submittals

A summary of important regulatory submittals to date provided by the City/Parish to the EPA, DOJ, and LDEQ is presented in Table 1.

Table 1. DOJ, EPA, and LDEQ Submittal History

Name	Date Submitted	Additional Information
Sewer System Model Verification and Revised Second Remedial Action Plan	November 2006	Submittal of CDM's 2005 RMAP2 Report with changes in the South WWTP Projects
Addressing Existing Noncompliance Issues and Future Wet Weather Flow Management Requirements at the South WWTP	January 2007	Summary of findings/recommendations for the South WWTP
EPA RMAP2 Approval Letter	July 2007	EPA Letter Approving November 2006 Submittal and South WWTP recommendations. Disapproved interim limits and left for further discussion the time extension request due to hurricanes
South WWTP Summary of Immediate Action Plan Projects	October 2007	Summary of IAP projects to date, per EPA phone request on October 12, 2008
EPA RMAP1 Project Status Report	December 2007	Summary of RMAP1 projects to date, including request for time extension
EPA Prioritization Submittal	April 2008	Summary of program/RMAP2 prioritization, maps, draft milestones, per EPA phone request on February 12, 2008
EPA Memorandum - Consolidation of South and Central Wastewater Treatment Plants in Baton Rouge, Louisiana	August 2008	City/Parish request "no objection" for the retirement of the Central WWTP
Request for Modification to the Approved RMAP2 Submittal - Second Remedial Measures Action Plan (RMAP2) Submittal for the Baton Rouge SSO Control and Wastewater Facilities Program	September 2008	City/Parish formal RMAP2 Submittal
Response to Public Comments of the Agreement and Order Regarding the Modification of the Consent Decree – Civil Action No. 01-978-B-M3 (M.D. La.)	January 2009	City/Parish draft response to public comments regarding the Consent Decree Modification

Table 1. DOJ, EPA, and LDEQ Submittal History

Name	Date Submitted	Additional Information
Updated Response to Public Comments of the Agreement and Order Regarding the Modification of the Consent Decree – Civil Action No. 01-978-B-M3 (M.D. La.)	February 2009	City/Parish final response to public comments regarding the Consent Decree Modification
Signed Agreement and Order Regarding Modification of the Consent Decree – Civil Action No. 01-978-B-M3 (M.D. La.)	April 2009	DOJ/EPA approval of the <i>Second Remedial Measures Action Plan (RMAP2) Submittal for the Baton Rouge SSO Control and Wastewater Facilities Program Report</i> submitted by the City/Parish in September 2008, also included as an attachment in the signed Agreement and Order.
Request for Time Extension/Modification of the Compliance Schedule in the Approved RMAP2 Submittal – Civil Action No. 01-978-B-M3 (M.D. La.)	July 2011	City/Parish formal Request for Time Extension/Modification of the Compliance Schedule (3 years)
Modified Request for Time Extension/Modification of the Compliance Schedule in the Approved RMAP2 Submittal – Civil Action No. 01-978-B-M3 (M.D. La.)	October 2012	City/Parish formal Request for Time Extension/Modification of the Compliance Schedule (4 years)
Signed Revised Second Agreement and Order Regarding Modification of the Consent Decree – Civil Action No. 01-978-B-M3 (M.D. La.)	June 2013	DOJ/EPA approval of the City/Parish’s 4-year extension request from October 2012 (revised compliance schedule is included as an attachment in the signed Agreement and Order)
Response of City Of Baton Rouge/Parish Of East Baton Rouge To Administrative Order (AO) Docket Number CWA-06-2016-1767 dated April 15, 2016	May 2016	Final memorandum issued to EPA June 1, 2016 describing completion of all activities required under the AO ahead of required AO deadline of June 17, 2016.
Request for Extension on Industrial Use Survey (Pre-Treatment) City of Baton Rouge/Parish of East Baton Rouge Administrative Order – CWA-06-2016-1749 Agency Interest No. 4841 Water Permit No. LA0036412, LA0036439, LA0036421	August 2016	Request for extension of date to complete Industrial User (IU) Survey, the final task to address the administrative order, due to the Great Flood of 2016 and its impact on businesses.
City of Baton Rouge and Parish of East Baton Rouge Consent Decree-Civil Action No. 01-978-B-M3 Completion of 66% Milestone	November 2016	Notification of completion of final 66% milestone project, Highland Road-Burbank Drive Sewer Area Upgrades (08-FM-ST-0023), which had been delayed due to the contractor defaulting on the project, requiring the remaining work to be compiled into another project and the advertisement period to begin again.
Final Report Administrative Order – CWA-06-20161749, Agency Interest No. 4841, Water Permit No. LA0036412, LA0036439, LA0036421	December 2016	Notification of completion of all administrative order findings and items.
City of Baton Rouge and Parish of East Baton Rouge Consent Decree-Civil Action No. 01-978-B-M3 Completion of 100% Milestone	January 2019	Notification of completion of 100% milestone projects

Below in Table 2 is a summary of Consent Decree reporting deliverables.

Table 2. Summary of Consent Decree Reporting Deliverables

Name	Deadline	Completion Date	Resubmission/Update
<i>Quarterly Reports</i>			
	81 st	31-Jul-22	29-Jul-22
	80 th	30-Apr-22	29-Apr-22
	79 th	31-Jan-22	22-Jan-22

Table 2. Summary of Consent Decree Reporting Deliverables

Name	Deadline	Completion Date	Resubmission/Update
	78 th	31-Oct-21	28-Oct-21
	77 th	31-Jul-21	29-Jul-21
	76 th	30-Apr-21	23-Apr-21
	75 th	31-Jan-21	22-Jan-21
	74 th	31-Oct-20	21-Oct-20
	73 rd	31-Jul-20	22-Jul-20
	72 nd	30-Apr-20	22-Apr-20
	71 st	31-Jan-20	21-Jan-20
	70 th	31-Oct-19	21-Oct-19
	69 th	31-Jul-19	22-Jul-19
	68 th	30-Apr-19	24-Apr-19
	67 th	31-Jan-19	23-Jan-19
	66 th	31-Oct-18	22-Oct-18
	65 th	31-Jul-18	25-Jul-18
	64 th	30-Apr-18	23-Apr-18
	63 rd	31-Jan-18	Jan-23-18
	62 nd	31-Oct-17	23-Oct-17
	61 st	31-Jul-17	24-Jul-17
	60 th	30-Apr-17	26-Apr-17
	59 th	31-Jan-17	20-Jan-17
	58 th	31-Oct-16	21-Oct-16
	57 th	31-Jul-16	22-Jul-16
	56 th	30-Apr-16	22-Apr-16
	55 th	31-Jan-16	23-Jan-16
	54 th	31-Oct-15	23-Oct-15
	53 rd	31-Jul-15	24-Jul-15
	52 nd	30-Apr-15	24-Apr-15
	51 st	31-Jan-15	21-Jan-15
	50 th	31-Oct-14	20-Oct-14
	49 th	31-Jul-14	22-Jul-14
	48 th	30-Apr-14	21-Apr-14
	47 th	31-Jan-14	21-Jan-14
	46 th	31-Oct-13	18-Oct-13
	45 th	31-Jul-13	24-Jul-13
			1-Aug-13

Table 2. Summary of Consent Decree Reporting Deliverables

Name	Deadline	Completion Date	Resubmission/Update
	44th	30-Apr-13	19-Apr-13
	43 rd	31-Jan-13	25-Jan-13
	42 nd	31-Oct-12	23-Oct-12
	41 st	31-Jul-12	25-Jul-12
	40 th	30-Apr-12	26-Apr-12
	39 th	31-Jan-12	26-Jan-12
	38 th	31-Oct-11	26-Oct-11
	37 th	31-Jul-11	27-Jul-11
	36 th	30-Apr-11	27-Apr-11
	35 th	31-Jan-11	28-Jan-11
	34 th	31-Oct-10	25-Oct-10
	33 rd	31-Jul-10	26-Jul-10
	32 nd	30-Apr-10	26-Apr-10
	31 st	31-Jan-10	25-Jan-10
	30 th	31-Oct-09	23-Oct-09
	29 th	31-Jul-09	24-Jul-09
	28 th	30-Apr-09	24-Apr-09
	27 th	31-Jan-09	30-Jan-09
	26 th	31-Oct-08	17-Oct-08
	25 th	31-Jul-08	25-Jul-08
	24 th	30-Apr-08	20-Apr-08
	23 rd	31-Jan-08	23-Jan-08
	22 nd	31-Oct-07	23-Oct-07
	21 st	31-Jul-07	23-Jul-07
	20 th	30-Apr-07	25-Apr-07
	19 th	31-Jan-07	26-Jan-07
	18 th	31-Oct-06	25-Oct-06
	17 th	31-Jul-06	28-Jul-06
	16 th	30-Apr-06	24-Apr-06
	15 th	31-Jan-06	23-Jan-06
	14 th	31-Oct-05	21-Oct-05
	13 th	31-Jul-05	15-Jul-05
	12 th	30-Apr-05	11-Apr-05
	11 th	31-Jan-05	24-Jan-05

Table 2. Summary of Consent Decree Reporting Deliverables

Name	Deadline	Completion Date	Resubmission/Update	
	10 th	31-Oct-04	27-Oct-04	
	9 th	31-Jul-04	26-Jul-04	
	8 th	30-Apr-04	23-Apr-04	
	7 th	31-Jan-04	30-Jan-04	
	6 th	31-Oct-03	30-Oct-03	
	5 th	31-Jul-03	17-Jul-03	
	4 th	30-Apr-03	24-Apr-03	
	3 rd	31-Jan-03	27-Jan-03	
	2 nd	31-Oct-02	23-Oct-02	
	1 st	31-Jul-02	23-Jul-02	
<i>Annual Reports</i>				
	2021	31-Jan-22	31-Jan-22	
	2020	31-Jan-21	29-Jan-21	
	2019	31-Jan-20	30-Jan-20	
	2018	31-Jan-19	30-Jan-19	
	2017	31-Jan-18	30-Jan-18	
	2016	31-Jan-17	30-Jan-17	
	2015	31-Jan-16	30-Jan-16	
	2014	31-Jan-15	30-Jan-15	
	2013	31-Jan-14	30-Jan-14	
	2012	31-Jan-13	29-Jan-13	
	2011	31-Jan-12	28-Jan-12	
	2010	31-Jan-11	28-Jan-11	
	2009	31-Jan-10	31-Jan-10	30-Apr-10
	2008	31-Jan-09	31-Jan-09	
	2007	31-Jan-08	31-Jan-08	
	2006	31-Jan-07	27-Jan-07	
	2005	31-Jan-06	24-Jan-06	
	2004	31-Jan-05	31-Jan-05	
	2003	31-Jan-04	30-Jan-04	
	2002	31-Jan-03	29-Jan-02	
<i>Other Reports and Plans</i>				
Collection System PMP Plan	30-Mar-01	29-Mar-01		
Treatment Plant PMP Plan	30-Mar-01	29-Mar-01		

Table 2. Summary of Consent Decree Reporting Deliverables

Name	Deadline	Completion Date	Resubmission/Update
Treatment Facility Assessment Report	30-Mar-02	26-Mar-02	
SEP Completion Report	15-Sep-04	10-Sep-04	
2 nd RMAP Report	1-Dec-02	20-Nov-02	8-Sep-08
RMAP1 Completion Report	30-Apr-11	27-Apr-11	
Updated Outreach and Public Awareness Plan		13-Nov-01	27-Apr-11
RMAP2 33% Milestone Completion Report		21-Jul-15	
RMAP2 66% Milestone Completion Report		21-Jul-15	

RMAP1 Status and Schedule for Completion

The RMAP1 projects listed in Exhibit F of the Consent Decree were those projects common to the alternatives presented in Section XII - Remedial Measures: Collection System Remedial Program of the Consent Decree. There are a total of nineteen of these “common” projects that were identified through various modeling and Value Engineering efforts associated with the original Sanitary Sewer Overflow (SSO) Corrective Action Plan developed by Montgomery Watson (MWH) in 1998. These projects were common to the alternative plans presented in the Consent Decree that were focused on utilizing deep tunnels/storage to control the SSOs throughout the City/Parish’s wastewater collection system. The phased implementation of these RMAP1 projects initially began sometime at the end of 1999 and the beginning of 2000. These projects were planned to start and finish at different times due to funding constraints.

Since the date of entry into the Consent Decree, the City/Parish has been diligently working on the design and construction of these RMAP1 projects and has completed most of them either on, or ahead of schedule. However, during the planned execution of these projects significant events have taken place with the change in technical approach of the Collection System Remedial Program that affected some of these projects.

In the years 2004 and 2005, the City/Parish decided to re-evaluate the planned technical approach of their Collection System Remedial Program, while in the process of executing the RMAP1 projects. The review resulted in a significant change in technical approach from deep tunnels and storage, to sewer rehabilitation. Therefore, the original RMAP1 projects not yet been initiated were all re-examined, and some wound up not fitting into the “new” plan. These projects were then shelved, and others were re-evaluated to see if they fit into the new plan. During this time period the City/Parish’s consultants that were hired to help plan and execute these projects were changed as well. Jacobs (formerly CH2M HILL) is currently the City/Parish’s consultant for the SSO Control and Wastewater Facilities Program.

In December 2007, the City/Parish and Jacobs (formerly CH2M HILL) submitted a detailed *RMAP1 Status Report* to the EPA that summarized the status to date of all of the RMAP1 projects. This report included a formal “Request for Time Extension” for those RMAP1 projects not yet completed, and a corresponding schedule for project completion. This report was submitted as the milestone requirement pursuant to Section XVIII – Reporting, of the Consent Decree. This report and request for time extension was verbally approved by the EPA during the conference call on February 12, 2008.

The City/Parish re-submitted RMAP1 milestones as outlined in the *Second Remedial Measures Action Plan (RMAP2) Submittal for the Baton Rouge Sanitary Sewer Overflow Control and Wastewater Facilities Program* (September 2008). As previously mentioned, the 2009 Consent Decree Modification was approved in April 2009 by DOJ, EPA, and LDEQ. This approval formally accepted the RMAP1 milestones presented in the *Second Remedial Measures Action Plan (RMAP2) Submittal for the Baton Rouge Sanitary Sewer Overflow Control and Wastewater Facilities Program* (September 2008).

The current status of the RMAP1 projects is presented in Table 3 below. All 14 RMAP1 projects are functionally completed, and 13 of the 14 were done either on, or ahead of schedule. The RMAP1 - Industriplex project had several issues arise during the construction phase pertaining to unavoidable utility conflicts, difficult easement acquisitions,

alignment changes, and permitting and other utility coordination issues that caused significant delays with the project which could not be overcome by reasonable actions by the City/Parish and its construction contractor. This project is functionally complete and has been in operation since 1st quarter 2011. The City/Parish asserts that this project is not susceptible to stipulated penalties due to the circumstances of the delay beyond the control of the City/Parish. The circumstances behind the delay are explained in detail below and have been also mentioned in the previous Quarterly EPA Reports. The *RMAP1 Completion Report* was included previously in *Attachment 1: Updated Outreach and Public Awareness Plan and RMAP1 Completion Report* at the end of the 36th Quarterly EPA Report.

Table 3. EPA Consent Decree Summary and RMAP1 Milestones

Consent Decree Projects	Corresponding City/Parish Projects	Milestone Date	Projects Completed	Projects Completed	Project Status Summary
		Construction Status	5/4/2007	9/1/2008	
			Complete	Complete	
N-05 PS 24 Area Upgrades	*PS 24/43 Area Upgrade (01-RMP-N05)		●		
N-06 PS 43 Area Upgrades					
N-09 PS 44/46 Area Upgrades	PS 44/46 Area Upgrades (01-RMP-N09)		●		
N-10 PS 240 Area Upgrades	PS 240 Area Upgrades (01-RMP-N10)		●		
***N-99 North Further Investigations	NTSN SS Eval. Study (99-RMP-N-99)		●		
	**Bellingrath Rehab. (03-RMP-N14) (NSRP)		●		
	**Frenchtown Road Sewer Rehab. (03-RMP-N15)		●		
	**North Area Comprehensive Rehab. (03-RMP-N23)		●		
	**PS 45 Area Rehab. (00-RMP-N31)		●		
C-03 PS 2 Area Rehabilitation	PS 2 Area Upgrades (01-RMP-C03)		●		
S-01B SWWTP Influent PS	SSO SWWTP Infl. PS Upgrade (99-RMP-SO1B)		●		
S-11 PS 40 Area Rehabilitation	S-11 PS 40 Area Rehabilitation		●		
***S-99 South Further Investigations	SSO Engr-South (99-RMP-S99)		●		
	PS 944 Area Upgrade Grv Sewer (99-RMP-S99)		●		
	PS 944 Area Upgrade (99-RMP-S99)		●		
	PS 177 Area Upgrade (99-RMP-S99)		●		
	**PS 211 Area Upgrades (99-RMP-S11)		●		
N-01 Choctaw Basin Return System	Choctaw Area Storage (04-RMP-N22)				RMAP1 project suspended. Project is included as RMAP2: Choctaw Storage.

Table 3. EPA Consent Decree Summary and RMAP1 Milestones

	Milestone Date	Projects Completed	Projects Completed	Project Status Summary
		5/4/2007	9/1/2008	
		Construction Status Complete	Complete	
Consent Decree Projects	Corresponding City/Parish Projects			
N-13 North Choctaw Basin System	S-05 PS 58B Area Upgrades MWH RMAP2			RMAP1 project suspended. Project is included as RMAP2: Choctaw Storage PS.
N-04 PS 47 Area Upgrades	N-04 PS 47 Area Upgrades			RMAP1 project suspended. Project is included as RMAP2: Group Project 1B – Veterans Memorial Parkway PS FM.
N-07 PS 39/55 Area Upgrades	N-07 PS 39/55 Area Upgrades			RMAP1 project suspended. Project is included as RMAP2: Group Project 1B – Veterans Memorial Parkway PS FM.
N-11 PS 65 Area Upgrades	PS 65 and 65A Area Upgrades (01-RMP-N11)			Project suspended. Evaluated for inclusion in RMAP2 and Master Plan. Project proposed as a part of the Master Plan.
N-02 PS 49/52 Area Upgrades	PS 49/52 Area Upgrade (01-RMP-N02)		4 th Quarter 2008	Project completed – 4th quarter 2008 (at 80% complete with construction). Project was in dispute with construction contractor. Both parties reached an agreement on terms and job was closed at 80% complete.
N-12 North Sewer Rehab Projects	North Sewer Rehab Projects (03-RMP-N12)		4 th Quarter 2007	Project completed – 4th quarter 2007.
S-08 Industriplex Area Upgrades	Industriplex Area PS 355 and FM Upgrades (99-RMP-S08)		2 nd Quarter 2010	Project completed – 1st quarter 2011.
S-14 Kleinpeter Area Upgrades	Kleinpeter Area Upgrades (03-RMP-S14)		2 nd Quarter 2010	Project completed – 2nd quarter 2009.
S-16 PS 136 Area Upgrades	PS 136 Area Upgrades (99-RMP-S16)		2 nd Quarter 2010	Project completed – 2nd quarter 2010.
*Notes: This project was executed as a combination of two RMAP1 projects				
**Notes: These projects were added as RMAP1 projects by the City/Parish after entry into the Consent Decree				
***Notes: This RMAP1 project was split up into multiple projects for better execution				

RMAP2 Project Descriptions and Schedule for Completion

The City/Parish and Jacobs (formerly CH2M HILL) have functionally completed the execution of the RMAP2 projects included herein, as outlined in the April 2009 Consent Decree Modification by DOJ, EPA, and LDEQ (that adopts the corresponding), *Second Remedial Measures Action Plan (RMAP2) Submittal for the Baton Rouge Sanitary Sewer Overflow Control and Wastewater Facilities Program* (September 2008). In January 2019, a letter titled “City of Baton Rouge and Parish of East Baton Rouge Consent Decree-Civil Action No. 01-978-B-M3 Completion of 100% Milestone” was sent to inform parties of the completion of the 100% milestone. In addition, the City/Parish is adhering to the revised compliance schedule approved in the June 2013 *Revised Second Consent Decree Modification* by DOJ, EPA, and LDEQ that formally approves the City/Parish’s 4-year extension request. The extension was the focus of the *Modified Request for Time Extension/Modification of the Compliance Schedule in the Approved RMAP2 Submittal* (October 2012). The modified request document was included previously as *Attachment 1: Revised Second Agreement and Order Regarding the Modification of the Consent Decree* in the 45th Quarterly EPA Report.

In preparing the 2008 report, priority was given to the locations of known overflows (in order to reduce the frequency of overflows) and projects required to get the wastewater treatment plants in compliance with the Louisiana Pollution

Discharge Elimination System (LPDES) permits. Areas of the collection system that were found to have excessive levels of infiltration or inflow were identified for rehabilitation. Hydraulic capacity improvement projects were initiated and size modification were performed to accommodate the predicted designed peak wet weather flows and the anticipated growth in the project areas. Peak wet weather flows were predicted based on the previously selected/inherited (2002) 2-year frequency, 12-hour duration design storm approved by the EPA prior to 2006.

The City/Parish has met and in many cases exceeded the RMAP2 schedules. The City/Parish encountered many issues/effects from construction activities. Contractor and workforce availability were a regular issue of concern. In addition, the capacity of both internal and external support functions were continually an issue of concern, particularly due to the stresses already placed on several key support roles, especially with regards to the City/Parish procurement system, and to a lesser degree with state/local permit acquisitions/approvals. All of these support systems were under strain as RMAP2 work was conducted.

The Consent Decree schedule was very demanding, and the time lost from Force Majeure events affected not only the critical early planning stages of the program, but also had significant impacts on construction, project schedules and implementation. The City/Parish kept track of those events in regard to their effect on schedule and compliance, and the effect those events had on the associated construction costs and contractor availability for RMAP2 project work that is functionally complete.

The City/Parish refined and performed quality control reviews of the hydraulic model of the sewer system, incorporating new information as it became available. These on-going refinements altered the RMAP2 projects to improve their effectiveness. With the EPA and LDEQ approval, the City/Parish regularly documented RMAP2 project changes (scope changes, project additions, project deletions, and schedule changes) in the Quarterly and Annual EPA Reports.

The Program Delivery Plan (PDP) was updated in the end of 2017. Tables 4, 5 and 6 were updated to reflect any project changes associated with the SSO Program.

As noted in Table 1, the City/Parish submitted an updated request for time extension (4 years) for the RMAP2 projects listed below on October 23, 2012 included in the document titled *Modified Request for Time Extension/Modification of the Compliance Schedule in the Approved RMAP2 Submittal* which was signed/formalized by DOJ/EPA/LDEQ in June 2013. The City/Parish has incorporated schedule modifications in order to take into account the changes included in the approved 4 year request for time extension. In addition, any other specific project changes since the extension approval or delays are noted in the Tables 4, 5, and 6 in this section.

The RMAP2 projects are separated into three categories with descriptions.

Category 1: Comprehensive Sewer Basin Rehabilitation

Based on sewer system digital model analysis and flow monitoring, approximately twenty-six (26) sub-basins within the collection system required comprehensive rehabilitation. Sewer system comprehensive rehabilitation projects have been implemented to repair or replace components of the system that are defective and permit excessive infiltration and inflow.

Table 4 presents the Category 1 comprehensive rehabilitation sub-basin projects and a delivery milestone schedules.

Note that any pump station improvements are included in the projects listed in Category 2, Pump Station and Transmission Improvements on the following pages.

Table 4. Updated EPA Consent Decree RMAP 2 Milestones for Category 1 Projects

Construction Milestone	33% Milestone	66% Milestone	100% Milestone	Project Status Summaries
	1 st QTR 2013	2 nd QTR 2015	4 th QTR 2018	
Milestone Date	Functionally Complete*	Functionally Complete*	Functionally Complete*	
Jefferson Hwy – HooShooToo Road	●			Project completed – 3 rd quarter 2009.
Staring Lane – Boone Drive Area Rehabilitation Project	●			Project completed – 2 nd quarter 2010.
Burbank Drive – Gardere Lane Area Rehabilitation Project	●			Project completed – 1 st quarter 2011.
Oak Villa – Choctaw Street Area Rehabilitation Project	●			Project completed – 3 rd quarter 2011.
Scotland Avenue – Progress Road Area Rehabilitation Project	●			Project completed – 2 nd quarter 2011.
Elm Grove Garden Road – Harding Boulevard Area Rehabilitation Project	●			Project completed – 3 rd quarter 2011.
Sharp Road – Florida Boulevard Area Rehabilitation Project	●			Project completed – 3 rd quarter 2012.
Kenilworth Boulevard – Boone Drive Area Rehabilitation Project	●			Project completed – 3 rd quarter 2012.
Foster Drive – Government Street Area Rehabilitation Project Phase A	●			Project completed – 4 th quarter 2011.
Foster Drive – Government Street Area Rehabilitation Project Phase B	●			Project completed – 3 rd quarter 2012.
Silverleaf Road – Ford Street Area Rehabilitation Project	●			Project completed – 4 th quarter 2012.
Brookstown Road – Evangeline Street Phase I Area Rehabilitation Project	●			Project completed – 4 th quarter 2012.
Brookstown Road – Evangeline Street Phase II Area Rehabilitation Project	●			Project completed – 4 th quarter 2012.
Bluebonnet Blvd – Jefferson Hwy Phase I Area Rehabilitation Project		●		Project completed – 4 th quarter 2012.
Bluebonnet Blvd – Jefferson Hwy Phase II Area Rehabilitation Project		●		Project completed – 1 st quarter 2013.
Highland Road – Washington Street Area Rehabilitation Project		●		Project completed – 3 rd quarter 2013.
Stanford Avenue – Morning Glory Road Area Rehabilitation Project	●			Project completed – 4 th quarter 2012.
Airline Highway – Goodwood Blvd Phase I Area Rehabilitation Project		●		Project completed – 3 rd quarter 2014.
Airline Highway – Goodwood Blvd Phase II Area Rehabilitation Project		●		Project completed – 2 nd quarter 2015.
Acadian Thruway – Claycut Road Area Rehabilitation Project		●		Project completed – 1 st quarter 2013.
Acadian Thruway – Perkins Road Area Rehabilitation Project	●			Project completed – 4 th quarter 2012.
Antioch Road – Chadsford Drive Area Rehabilitation Project		●		Project completed – 2 nd quarter 2015.
Jones Creek Road – Tiger Bend Road Area Rehabilitation Project			●	Project completed – 1 st quarter 2016.

Table 4. Updated EPA Consent Decree RMAP 2 Milestones for Category 1 Projects

Construction Milestone	33% Milestone	66% Milestone	100% Milestone	Project Status Summaries
	1 st QTR 2013	2 nd QTR 2015	4 th QTR 2018	
Milestone Date	Functionally Complete*	Functionally Complete*	Functionally Complete*	
Scenic Highway – Spanish Town Road Phase I Area Rehabilitation Project		●		Project completed – 2 nd quarter 2015.
Scenic Highway – Spanish Town Road Phase II Area Rehabilitation Project			●	Project completed – 2 nd quarter 2016.
Siegen Lane – Interstate 10 Area Rehabilitation Project			●	Project completed – 2 nd quarter 2017.
Interstate 110 – Hollywood Street Area Rehabilitation Project			●	Project completed – 3 rd quarter 2015.
Ardenwood Drive – Winbourne Street Area Rehabilitation Project			●	Project completed – 3 rd quarter 2016.
Flannery Road – Florida Boulevard Phase I Area Rehabilitation Project			●	Project completed – 3 rd quarter 2017.
Flannery Road – Florida Boulevard Phase II Area Rehabilitation Project			●	Project completed – 3 rd quarter 2018.
East Boulevard – Government Street Area Rehabilitation Project			●	Project completed – 3 rd quarter 2017.
North 38 th Street – Gus Young Avenue Area Rehabilitation Project			●	Project completed – 3 rd quarter 2018.

*A project is deemed “Functionally Complete” when a project has been constructed in accordance with the engineering and operation specifications and has been tested to function as required. The definition functionally complete may or may not mean that the asset has been put into service as designed. Further definition can be found within Quarterly Report #56.

Category 2: Pump Station and Transmission Improvements

The Infoworks digital wastewater model was used to identify necessary increases in capacity of existing gravity mains, pump stations, and transmission mains to accommodate peak wastewater flows remaining in the rehabilitated collection system. Table 5 presents a list of Category 2 projects with corresponding milestone schedules.

Table 5. EPA Consent Decree RMAP2 Milestones for Category 2 Projects

Construction Milestone	33% Milestone	66% Milestone	100% Milestone	Project Status Summaries
	1 st QTR 2013	2 nd QTR 2015	4 th QTR 2018	
Milestone Date	Functionally Complete*	Functionally Complete*	Functionally Complete*	
Capitol Lake – Gayosa Street Area Capacity Improvements	●			Project completed – 2 nd quarter 2012.
Gurney Road – Joor Road	●			Project completed – 4 th quarter 2009.
Sullivan Rd./Lovett Rd./Wax Rd. Sewer Upgrades	●			Project completed – 1 st quarter 2011.
Comite Road – Foster Road Sewer Area Upgrades - Phase I	●			Project completed – 2 nd quarter 2010.
Foster Road –Hooper Road Sewer Area Upgrade	●			Project completed – 4 th quarter 2010.

Table 5. EPA Consent Decree RMAP2 Milestones for Category 2 Projects

Construction Milestone	33% Milestone	66% Milestone	100% Milestone	Project Status Summaries
Milestone Date	1 st QTR 2013	2 nd QTR 2015	4 th QTR 2018	
Construction Status	Functionally Complete*	Functionally Complete*	Functionally Complete*	
Zachary Area Transmission Network Improvements Phase I - 3 Pump Stations and Equalization Basin		●		Project completed – 1 st quarter 2013.
Zachary Area Transmission Network Improvements Phase II–Red Mud Lakes Forcemain to NWWTP		●		Project completed – 2 nd quarter 2016.
Zachary Area Transmission Network Improvements Phase III – Forcemain to Highway 964 to Red Mud Lakes		●		Project completed – 4 th quarter 2014.
Zachary Area Transmission Network Improvements Phase IV–Zachary Improvements		●		Project completed – 4 th quarter 2011.
Zachary Area Transmission Network Improvements Phase V – Zachary Improvements			●	Project completed – 1 st quarter 2017.
South Boulevard – St. Joseph Street Sewer Area Upgrades	●			Project completed – 2 nd quarter 2012.
South Boulevard – St. Joseph Street Sewer Area Upgrades – Phase B			●	Project completed – 3 rd quarter 2017.
Downtown Area Pump Station Improvements		●		Project completed – 2 nd quarter 2012.
Highland Road – Buchanan Street Sewer Area Upgrades	●			Project completed – 4 th quarter 2011.
Citiplace/Essen Area - PS119 & Forcemain Improvements	●			Project completed – 3 rd quarter 2012.
Group Project 1A (Metro Airport Sewer Upgrades)		●		Project completed – 2 nd quarter 2013.
Group Project 1B (Metro Airport Sewer Area Pump Station & Forcemain Upgrades)		●		Project completed – 1 st quarter 2016.
Perkins/Old Perkins Area - Booster PS 514 Improvements		●		Project completed – 2 nd quarter 2013.
Group Project 2 (Old Perkins – Highland Road Area Upgrades)	●			Project completed – 2 nd quarter 2012.
Highland Road – Burbank Drive Capacity Improvements		●		Project completed – 4 th quarter 2016.
Nicholson Drive – Highland Road – Perkins Road Capacity Improvements Phase A		●		Project completed – 1 st quarter 2012.
Nicholson Drive – Highland Road – Perkins Road Capacity Improvements Phase B		●		Project completed – 1 st quarter 2015.
Bayou Duplantier Area Sewer Upgrades		●		Project completed – 3 rd quarter 2013.

Table 5. EPA Consent Decree RMAP2 Milestones for Category 2 Projects

Construction Milestone	33% Milestone	66% Milestone	100% Milestone	Project Status Summaries
	Milestone Date	1 st QTR 2013	2 nd QTR 2015	
Construction Status	Functionally Complete*	Functionally Complete*	Functionally Complete*	
25th Street - North Acadian Thruway	●			Improvements constructed in Capital Lake-Gayosa Drive Project and South Blvd.-Saint Joseph Street Project. See status updates for the two projects mentioned in this table above.
Government St - South Acadian Thruway Sewer Area Upgrades			●	Project completed – 1 st quarter 2016.
Plank Road-Kleinpeter Road Sewer Area Upgrades		●		Project completed – 1 st quarter 2016.
O’Neal Lane Pipeline Improvements – Group A		●		Project completed – 4 th quarter 2014.
O’Neal Lane Pipeline Improvements – Group B		●		Project completed – 2 nd quarter 2015.
Multiple PS - Nicholson Dr - Brightside Dr		●		Project completed – 2 nd quarter 2015.
Pump Station 58 Capacity Improvements		●		Project completed – 1 st quarter 2015.
Staring Lane FM (Phase I - Burbank Drive to Highland Road)	●			Project completed – 2 nd quarter 2010.
Staring Lane FM (Phase II-Highland Road to Perkins Road)		●		Project completed – 4 th quarter 2013.
Staring Lane FM (Phase III - Perkins to PS58)		●		Project completed – 3 rd quarter 2014.
Multiple PS - Jefferson Hwy - Park Forest Dr		●		Project completed – 3 rd quarter 2012.
Airline Highway Pipeline Improvements-Phase A			●	Project completed – 3 rd quarter 2017.
Airline Highway Pipeline Improvements-Phase B			●	Project completed – 3 rd quarter 2018.
Multiple PS - Highland Road - Kenilworth Parkway			●	Project completed – 2 nd quarter 2017.
Florida Boulevard Pump Station Improvements			●	Project completed – 4 th quarter 2018.
Plank Road Pump Station Improvements			●	Project completed – 1 st quarter 2017.
Multiple PS - Highway 61 - Plank Road			●	Project completed – 2 nd quarter 2018.
O’Neal Lane Pump Station Improvements – Group A			●	Project completed – 2 nd quarter 2017.
O’Neal Lane Pump Station Improvements – Group B			●	Project completed – 3 rd quarter 2017.
Sherwood Forest Blvd – Goodwood Blvd Pipeline Improvements			●	Project completed – 1 st quarter 2018.
Joor Road - Greenwell Springs Road Sewer Area Upgrades			●	Project completed – 3 rd quarter 2018.
Plank Road - Port Hudson Pride Road Sewer Area Upgrades			●	Project completed – 3 rd quarter 2015.
Highland Road Pipeline Improvements-Group A			●	Project completed – 3 rd quarter 2016.

Table 5. EPA Consent Decree RMAP2 Milestones for Category 2 Projects

Construction Milestone	33% Milestone	66% Milestone	100% Milestone	Project Status Summaries
	1 st QTR 2013	2 nd QTR 2015	4 th QTR 2018	
Milestone Date	Functionally Complete*	Functionally Complete*	Functionally Complete*	
Highland Road Pipeline Improvements-Group B			●	Project completed – 2 nd quarter 2017.
Oak Villa Boulevard - Monterrey Boulevard Sewer Area Upgrades			●	Project completed – 2 nd quarter 2017.
Lovett Road – Greenwell Springs Road Sewer Area Upgrades			●	Project completed – 4 th quarter 2018.
Hooper Road Pump Station Improvements			●	Project completed – 3 rd quarter 2018.
Multiple PS - Prescott Rd-Greenwell Springs Rd			●	Project completed – 4 th quarter 2018.
Multiple PS - Burbank Drive - Siegen Lane			●	Project complete – 4 th quarter 2017.
Pump Station 42 Improvements		●		Project complete – 1 st quarter 2016.
Pump Station 42 Forcemain - Phase I		●		Project complete – 3 rd quarter 2014.
Pump Station 42 Forcemain - Phase II		●		Project complete – 2 nd quarter 2014.
Central Consolidated Pump Stations		●		Project complete – 4 th quarter 2014.
Central Consolidated Forcemains-Phase I		●		Project complete – 3 rd quarter 2013.
Central Consolidated Forcemains-Phase II		●		Project complete – 3 rd quarter 2014.

*A project is deemed "Functionally Complete" when a project has been constructed in accordance with the engineering and operation specifications and has been tested to function as required. The definition functionally complete may or may not mean that the asset has been put into service as designed. Further definition can be found within Quarterly Report #56.

Category 3: Wastewater Treatment and Storage

This category of project includes wet weather improvements at the City/Parish wastewater treatment plants (WWTPs), as well as storage facilities throughout the service area.

There are not any RMAP2 projects that have been identified at the North WWTP. Also, since the existing Central WWTP had insufficient flows to justify the cost of renovation and upgrading for future requirements, it was decommissioned in July 2016 as the RMAP2 projects are completed at the South WWTP. Flows for the current Central service area have been diverted to the South WWTP. The City/Parish received notification that termination of Louisiana Pollutant Discharge Elimination System permit, Number LA0036421, was granted by the LDEQ on May 30, 2017 and the termination was effective on June 30, 2017 (Agency Interest (AI) # 4842).

Wastewater Treatment Projects that are part of RMAP2 submittal are summarized below:

- Immediate Action Plan (IAP) South WWTP Project that includes screening, trickling filter recirculation pumping, primary treatment improvements, and bio-solids thickening improvements. Effluent pumping improvements were also completed as part of the IAP.
- Phase 1 Improvements at the South WWTP for Wet Weather Flow including influent pumping, screening and grit removal for a predicted flow of 345 MGD. Phase 1 also includes 66 million gallons of equalization storage at the South WWTP.

- Phase 2 Improvements at the South WWTP include wet weather flow treatment with a peak capacity of 205 MGD (as previously approved in the November 2006 RMAP2).

In addition, there are two storage projects sized to reduce peak flows to existing North WWTP that are listed below and depicted as well in Table 6:

- Choctaw Storage Facility
- Hooper Storage Facility

These storage projects are part of the transmission system which permits retainage of wet weather peak flows. The details of the wastewater treatment and storage projects are listed in Table 6 below.

Table 6. EPA Consent Decree RMAP2 Milestones for Category 3 Projects

Construction Milestone	33% Milestone	66% Milestone	100% Milestone	Project Status Summaries
	Milestone Date	1 st QTR 2013	2 nd QTR 2015	
Construction Status	Functionally Complete*	Functionally Complete*	Functionally Complete*	
Choctaw Storage and Pump Station Facility		●		Project completed – 3 rd quarter 2013.
Hooper Storage Facility		●		Project completed – 2 nd quarter 2016.
SWWTP IAP (Consolidated – Screening, Primary Treatment, Trickling Filter Recirculation, Sludge Handling)	●			Project completed – 2 nd quarter 2011.
SWWTP IAP (Effluent Pumping Improvements)	●			Project completed – 1 st quarter 2008.
SWWTP Wet Weather Improvements-Phase I		●		Project completed – 2 nd quarter 2013.
SWWTP Wet Weather Improvements-Phase II (PDP portion)		●		Project completed – 2 nd quarter 2015.

*A project is deemed "Functionally Complete" when a project has been constructed in accordance with the engineering and operation specifications and has been tested to function as required. The definition functionally complete may or may not mean that the asset has been put into service as designed. Further definition can be found within Quarterly Report #56.

Additional Projects Outside of Consent Decree

This category of project is composed of several additional projects the City/Parish has agreed to implement not presently included/tracked by the RMAP2 Consent Decree Compliance Schedule, and specifically includes wet weather improvements at the City/Parish wastewater treatment plants (WWTPs), as well as storage facilities throughout the service area. Many of these projects will greatly improve the operation and maintenance of the wastewater collection system, WWTPs, and storage facilities. Specifically included in this group of projects are both the SCADA Project and the Standby Power Program, which will help optimize the overall operation of the treatment facilities and pump stations, while minimizing risks associated with SSOs. Several of these projects have been initiated by the City/Parish on their own without EPA/LDEQ approval, because they were needed due to emergency, or due to additional scope added late to a project, and for easier project execution. All of these additional projects are summarized below and project statuses are provided in Table 7.

Table 7. Proposed Schedule for Projects Outside of Consent Decree

	Start	Scheduled Finish	Project Status Summary
NWWTP Plantwide & Master SCADA Project	Complete	Complete	Project completed – 4 th quarter 2018.

Table 7. Proposed Schedule for Projects Outside of Consent Decree

	Start	Scheduled Finish	Project Status Summary
NWWTP Standby Generator Project	Complete	Complete	Project completed – 4 th quarter 2018.
NWWTP Pretreatment & Grit Removal Rehabilitation Project	Complete	Complete	Project completed – 4 th quarter 2018.
NWWTP General Electrical Rehabilitation Project	Complete	Complete	Project completed – 4 th quarter 2018.
NWWTP Odor Control & Sodium Hypochlorite Project	Complete	Complete	Project completed – 4 th quarter 2018.
NWWTP Sustainability Improvements Project	Complete	Complete	Project completed – 3 rd quarter 2018.
NWWTP Master Plan Project #3 (Public Project) – Plant Buffer	Complete	Complete	Project completed – 3 rd quarter 2018.
SWWTP Wet Weather Improvements – Phase II (Master Plan portion)	Complete	Complete	Project completed – 2 nd quarter 2015.
Sewer System and WWTP Stand-by Power Program	Complete	Complete	Project completed – 4 th quarter 2018.
SCADA (Collection System, Operations Data and Control Center)	Complete	Complete	Project completed – 4 th quarter 2018.
Environmental Services Facility	Complete	Complete	Project completed – 2 nd quarter 2017. (DES consolidated staff into one facility to facilitate communications and operations)
NWWTP Odor Control Project	Complete	Complete	Project completed – 4 th quarter 2010.
Comite –Foster Road Sewer Area Upgrades - Phase II	Complete	Complete	Project completed – 1 st quarter 2011.
Zachary Area Transmission Network Improvements Phase V – Zachary Improvements	Complete	Project moved into RMAP2. See Table 5	Project moved into RMAP2. See Table 5 for project status update
South Boulevard – Saint Joseph Street Phase B	Complete	Project moved into RMAP2. See Table 5	Project moved into RMAP2. See Table 5 for project status update
Central WWTP Decommissioning Project	Complete	Complete	Project completed – 2 nd quarter 2017. (Central WWTP decommissioned 3 rd quarter 2016; permit discontinued 2 nd quarter 2017.)
Ward Creek Aerial Crossing Replacement Emergency Project	Complete	Complete	Project completed – 3 rd quarter 2015.
South Basin Coordination Project	Complete	Complete	Project completed – 4 th quarter 2016.
South WWTP Landscape Buffer Area	Complete	Complete	Project completed – 2 nd quarter 2016.

Status of Other Consent Decree Requirements

Consent Decree Section XV - Outreach and Public Awareness Plan

Section XV requires the City/Parish DES to implement and follow the Outreach and Public Awareness Program Plan attached in Exhibit H of the Consent Decree. The Outreach and Public Awareness Program Plan was updated in December 2007 and has been completed and reviewed/approved by the City/Parish and can be found in *Attachment 1: Updated Outreach and Public Awareness Plan and RMAP1 Completion Report* located at the end of the 36th Quarterly EPA Report.

Outreach and Public Awareness Program Plan implementation efforts have been on-going. Public information tools such as the website (<http://www.brprojects.com/>) are continuously updated with new information about the program, project information (including monthly and quarterly progress reports detailing the status of the projects), and regulatory information and associated reference documents, etc. Fact sheets and brochures have also been developed that can be accessed via the website and that have been distributed during public meetings; these fact sheets describe pertinent information about and aspects of the Program. Additionally, prior to any field work, informational door hangers are also hung on those homes where inspection work will be taking place.

The Program quarterly progress reports have been made available and distributed to the public. To date, the reports have been, and still are, posted on the website for the public to download at their convenience and are always distributed to City/Parish and DES staff. The plan is for these reports to continue to be distributed and posted on the website; in addition, the public quarterly progress reports will also be handed out or mailed to anyone who requests them throughout the duration of the SSO Control and Wastewater Facilities Program.

Program communications continue to provide City/Parish residents with time critical information on SSO Program projects, educational information on SSOs, and updates on the status of the Program and related projects. In close collaboration with the Office of the Mayor-President and the Department of Environmental Services (DES), the Program initiated a construction communication outreach component to complement the Program's current communication activities. The Program Communication Team designed and distributed a variety of outreach materials. A telephone hotline for residents to call with questions was developed and coordination between the SSO Program and the C-P's 311 call center was established. Additionally, materials including information letters, handouts, and door hangers announcing road closures were developed and are distributed on an as needed basis. A summary of outreach activities for the quarter are as follows:

Public Outreach Summary 3rd Quarter 2022 (Through September 30, 2022)

The Wastewater Collection division of DES continued the inspection and sewer repair call-ahead and follow up outreach to residents. This activity includes the calling of customers when an inspector is on their way to investigate a complaint, they receive a call to report the findings of that inspection, and customers are called when a repair is scheduled at their property. The increased proactive communication is a result of a customer service improvement plan developed earlier in 2021.

In addition, DES continued the "Cap the Cleanout" campaign throughout the City-Parish. This effort includes representatives of DES going door to door to inspect and investigate open and damaged cleanouts throughout the City-Parish, mostly in high I/I Pump Station Basins. Within this effort, cleanout caps are being placed on the defective cleanouts, or repairs are being ordered to remediate the issue. Through this inspection process, when a defective cleanout is found on the private side, the homeowner receives a letter stating the impacts of open cleanouts to the sanitary sewer system, and the importance of repairing the damaged cleanout.

DES Communication Initiatives Summary 3rd Quarter 2022 (Through September 30, 2022)

Throughout the 3rd quarter of 2022, the City-Parish Department of Environmental Services' (DES) led numerous efforts to educate and engage with residents, students, and stakeholder groups throughout East Baton Rouge Parish on wastewater, environmental, and sustainability functions, topics, and practices.

Public Outreach and Community Engagement

- Continued coordinating the DES School Outreach Committee to plan and implement 2022 school outreach and engagement initiatives, including:
 - Finalized parameters for school-based student competition during current school year
 - Participated in East Baton Rouge Parish School System Science Curriculum Committee, including committee meeting on Sept. 15
 - Continued communications with East Baton Rouge Parish School System representatives and science instructional leadership to develop a framework for a pilot program for deploying focused curriculum with public school partners
 - Confirmed participation and began planning for Scotlandville Magnet High School College and Career Fair
 - Finalized and produced new virtual lesson plan curriculum for distribution to school outreach network partners, with content focused on helping students understand the impacts of their daily habits on their carbon output/footprint and take that information to their homes
- Developed and implemented public messaging campaign to promote awareness and attendance of Fall 2022 Household Hazardous Materials Collection Day held Oct. 1, 2022, including:
 - Press release announcing the event
 - Public service radio, TV, and billboard announcements
 - Two-week daily social media content and campaign materials, paid radio media campaign
 - Custom graphics to promote the event and accepted items
 - Organic and paid Nextdoor content to promote the event to communities throughout East Baton Rouge Parish (garnering 26,456 impressions through organic posts and 42,599 impressions through sponsored ads, see *Appendix B*)
 - Final social media reminders and announcements in advance of the semi-annual collection day
- Continued working with one of the nation's leading out-of-home providers, Lamar Advertising Co., on out-of-home advertising campaign to raise public awareness of the harmful impacts of wipes when flushed down the toilet (see *Appendix C*)
 - Metrics for the initial campaign cycle (4/12/22 – 7/7/22) include the following:
 - Total digital impressions: 2.2 million
 - Total estimated static location impressions: 6.6 million
 - Total estimated impressions over life of campaign: 8.8 million, including 400,000 bonus impressions as part of in-kind contributions from Lamar Advertising Co.
 - Metrics to-date for the resulting campaign cycle (8/15/22 – 10/10/22) include the following:
 - Total estimated impressions received: 1.1 million, including 50,000 bonus impressions
- Supported public engagement for East Baton Rouge Parish Stormwater Utility District's proposed stormwater fee, including development of presentation materials, key messages, social media content, and a robust website with information and searchable GIS database for residents to understand their estimated fee structure (see *Appendix D*)
- Developed initial plan and strategy for 2023 out of home campaign focused on stormwater management, including identifying target locations for static and digital placement and reviewing with DES team, and began developing corresponding public outreach, education, and communication strategy for Q4 2022
- Finalized public video/presentation for Environmental Services Facility to highlight and promote engagement among DES staff and the general public

- Coordinated meetings between DES and public works staff and Metro Council legislative aides in August 2022 to provide updates on key projects and initiatives within each council district throughout East Baton Rouge Parish and request input or feedback as to how services are being delivered to their constituents
- Continued maintaining two webpages – brprojects.com and whatsgood.brla.gov – designed to provide information and educational resources to the public focused on the City-Parish’s SSO Program and wipe and FOG awareness initiatives, respectively
 - Updated brprojects.com with relevant reports and information
 - Created FAQs page with schema markup on staging site and edited frequently asked questions content
 - Developed Google Analytics reports on site metrics, conducted site audits, addressed search engine robots.txt issue, ran SEO audits, addressed mixed content and link issues, added and configured SEO plugin, set category and author indexes to no-index, improved site accessibility, and added meta descriptions and images

**Baton Rouge 2002 Consent Decree Quarterly Report
Preventive Maintenance Plan Summary Totals
Jul. 1 - Sept. 30, 2022**

Summary of Activities	1st Quarter (80)		2nd Quarter (81)		3rd Quarter (82)		4th Quarter (83)		Totals		
	80th Quarterly Total	Cum. % Complete	81st Quarterly Total	Cum. % Complete	82nd Quarterly Total	Cum. % Complete	83rd Quarterly Total	Cum. % Complete	Cum. Annual Total	Cum. % Complete	Annual Goal
Gravity Collection System (8,510,000ft/38,000MH)											
Lines Cleaned (ft)	118,676	21%	116,970	41%	32,394	47%	0	47%	268,040	47%	570,000
CCIV Inspected (ft)	107,355	19%	130,405	42%	69,949	54%	0	54%	307,709	54%	570,000
Smoke Tested (ft)	21,900		9,000		18,000		0		48,900		-----
Smoke Tested (no. of locations)	73		35		60		0		168		-----
Dye Water Flooded (no. of locations)	134		173		206		0		513		-----
Manholes Inspected (no.)	67	3%	174	10%	179	17%	0	17%	420	17%	2,500
Lines Repaired (no.)	154		128		95		0		377		-----
MH Rehabbed (no.)	509		208		206		0		923		-----
Force Mains (240 miles)											
Visual Surface Inspection (miles)	32.0	27%	27.8	50%	23.8	70%	0.0	70%	83.6	70%	120
Repaired (no.)	2		1		2		0		5		-----
Air Release Valves (604)											
Inspected/Maintained	160	17%	139	31%	119	44%	0	44%	418	44%	960 to 1,200
Repaired (no.)	40		52		34		0		126		-----
Pump & Lift Stations (421)											
Inspections (no.)	3,154	7%	2,893	13%	3,259	21%	0	21%	9,306	21%	45,136
Wet wells cleaned	167		212		213		0		592		-----
Repaired (no.)	29		28		33		0		90		-----
Peak Flow Storage Facilities (2)											
Little Peak site visits - Decommissioned	0	0%	0	0%	0	0%	0	0%	0	0%	104
Big Peak site visits - Decommissioned	0	0%	0	0%	0	0%	0	0%	0	0%	104

Bold is percentage complete strived for on a quarterly basis that was not met.

25%

50%

75%

100%

**Baton Rouge 2002 Consent Decree Quarterly Report
Preventive Maintenance Plan Summary Totals
Jul. 1 - Sept. 30, 2022**

North Plant- LA0036439

Summary of Activities	1st Quarter (EPA Report No. 80)					2nd Quarter (EPA Report No. 81)						
	WWC (w/AMP) (Rout.) (Corr.)	WWC-PS (Rout.) (Corr.)	Field Engr. (Rout.)	Field Engr.- (Rout.)	Quarterly Total	*Cum. % Complete	WWC (w/AMP) (Rout.) (Corr.)	WWC-PS (Rout.) (Corr.)	Field Engr. (Rout.)	Field Engr.- (Rout.)	Quarterly Total	*Cum. % Complete
Gravity Collection System (2,460,000ft/10,640MH)												
Lines Cleaned (ft)			1,095		1,095	0%			11,992		11,992	2%
CCTV Inspected (ft)			5,400		5,400	1%			46,973		46,973	9%
Smoke Tested (ft)			7,500		7,500				2,100		2,100	
Smoke Tested (no. of locations)			25		25				12		12	
Dye Water Flooded (no. of locations)			50		50				63		63	
Manholes Inspected (no.)			4		4	0%			64		64	3%
Lines Repaired (no.)			29		29				38		38	
MH Rehabbed (no.)			190		190				45		45	
Force Mains (120 miles)												
Visual Surface Inspection (miles)		19.0			19.0	16%			16.8		17	30%
Repaired (no.)			2		2				0		0	
Air Release Valves (335)												
Inspected/Maintained		95			95	10%			84		84	19%
Repaired (no.)			25		25				31		31	
Pump & Lift Stations (141)												
Inspections (no.)		1,141			1,141	3%			1,110		1,110	5%
Wet wells cleaned		50			50				65		65	
Repaired (no.)			16		16						0	

Rout.-Routine Maintenance
Corr.-Corrective Maintenance

**Baton Rouge 2002 Consent Decree Quarterly Report
Preventive Maintenance Plan Summary Totals
Jul. 1 - Sept. 30, 2022**

North Plant- LA0036439

Summary of Activities	3rd Quarter (EPA Report No. 82)					4th Quarter (EPA Report No.83)						
	WWC (w/AMP)		WWC-PS		Field Engr.-	WWC (w/AMP)		WWC-PS		Field Engr.-	Quarterly Total	*Cum. % Complete
	(Rout.)	(Corr.)	(Rout.)	(Corr.)	(Rout.)	(Rout.)	(Corr.)	(Rout.)	(Corr.)	(Rout.)		
Gravity Collection System (2,460,000ft/10,640MH)												
Lines Cleaned (ft)					7,588						7,588	4%
CCTV Inspected (ft)					11,697						11,697	11%
Smoke Tested (ft)					7,500						7,500	
Smoke Tested (no. of locations)					25						25	
Dye Water Flooded (no. of locations)					58						58	
Manholes Inspected (no.)					26						26	4%
Lines Repaired (no.)					20						20	
MH Rehabbed (no.)					81						81	
											0	
Force Mains (120 miles)											0	
Visual Surface Inspection (miles)					14.2						14	42%
Repaired (no.)					2						2	
											0	
											0	
Air Release Valves (335)											0	
Inspected/Maintained					71						71	26%
Repaired (no.)					20						20	
											0	
											0	
Pump & Lift Stations (141)											0	
Inspections (no.)					1,305						1,305	8%
Wet wells cleaned					76						76	
Repaired (no.)					12						12	

Rout.-Routine Maintenance
Corr.-Corrective Maintenance

**Baton Rouge 2002 Consent Decree Quarterly Report
Preventive Maintenance Plan Summary Totals
Jul. 1 - Sept. 30, 2022**

South Plant-LA0036412

Summary of Activities	1st Quarter (EPA Report No. 80)					2nd Quarter (EPA Report No. 81)						
	WWC (w/AMP)		WWC-PS		Field Engr.	WWC (w/AMP)		WWC-PS		Field Engr.	Quarterly Total	*Cum. % Complete
	(Rout.)	(Corr.)	(Rout.)	(Corr.)	(Rout.)	(Rout.)	(Corr.)	(Rout.)	(Corr.)	(Rout.)		
Gravity Collection System (4,640,000ft/21,580MH)												
Lines Cleaned (ft)					117,581						104,978	39%
CCTV Inspected (ft)					101,955						83,432	33%
Smoke Tested (ft)					14,400						6,900	
Smoke Tested (no. of locations)					48						23	
Dye Water Flooded (no. of locations)					84						110	
Manholes Inspected (no.)					63						110	7%
Lines Repaired (no.)					125						90	
MH Rehabbed (no.)					319						163	
Force Mains (110 miles)												
Visual Surface Inspection (miles)												
Repaired (no.)			13.0								11.0	20%
											1	
Air Release Valves (251)												
Inspected/Maintained												
Repaired (no.)			65								55	13%
											21	
Pump & Lift Stations (259)												
Inspections (no.)												
Wet wells cleaned			2,013								1,783	8%
Repaired (no.)			117								147	
											28	
Peak Flow Storage Facilities (2)												
Little Peak site visits-Decommissioned												
Big Peak site visits- Decommissioned												
											0	0%
											0	0%

Rout.-Routine Maintenance
Corr.-Corrective Maintenance

**Baton Rouge 2002 Consent Decree Quarterly Report
Preventive Maintenance Plan Summary Totals
Jul. 1 - Sept. 30, 2022**

South Plant-LA0036412

Summary of Activities	3rd Quarter (EPA Report No. 82)						4th Quarter (EPA Report No. 83)								
	WWC (w/AMP)		WWC-PS		Field Engr.	Engr.-	WWC (w/AMP)		WWC-PS		Field Engr.	Engr.-	*Cum. % Complete	Quarterly Total	*Cum. % Complete
	(Rout.)	(Corr.)	(Rout.)	(Corr.)	(Rout.)	(Rout.)	(Rout.)	(Corr.)	(Rout.)	(Corr.)	(Rout.)	(Rout.)			
Gravity Collection System (4,640,000ft/21,580MH)															
Lines Cleaned (ft)							24,806						0		43%
CCTV Inspected (ft)							58,252						0		43%
Smoke Tested (ft)							10,500						0		
Smoke Tested (no. of locations)							35						0		
Dye Water Flooded (no. of locations)							148						0		
Manholes Inspected (no.)							153						0		13%
Lines Repaired (no.)							75						0		
MH Rehabbed (no.)							125						0		
Force Mains (110 miles)															
Visual Surface Inspection (miles)							9.60						9.6		28%
Repaired (no.)													0		
Air Release Valves (251)															
Inspected/Maintained															
Repaired (no.)							48			14			48		18%
Pump & Lift Stations (259)															
Inspections (no.)							1,954						1,954		13%
Wet wells cleaned							137						137		
Repaired (no.)										21			21		
Peak Flow Storage Facilities (2)															
Little Peak site visits-Decommissioned													0		0%
Big Peak site visits- Decommissioned													0		0%

Rout.-Routine Maintenance
Corr.-Corrective Maintenance

Table of Contents

	<u>PART</u>
CROSS CONNECTION ELIMINATION PLAN	A
COLLECTION SYSTEM PREVENTIVE MAINTENANCE PROGRAM (PMP)	B
SANITARY SEWER OVERFLOW RESPONSE PLAN (SSORP)	C
REPORTING OF UNAUTHORIZED DISCHARGES	D
CONSENT DECREE COMPLIANCE STATUS	E

Part A:
**Cross Connection
Elimination Plan**

**Baton Rouge Consent Decree Quarterly Report
 Part A - Cross Connection Elimination Plan**

Requirement: Pursuant to Paragraph 16, Section VIII of the Consent Decree, if the City/Parish identifies any Cross Connection in the Collection System, it shall be permanently sealed or eliminated within 30 days of identification or if the City/Parish elects to have the work performed by a contractor, within 60 days of identification.

Summary of Activities

One cross connection was discovered during this quarter. There is no anticipated non-compliance. During the reporting period approximately 18,000 linear feet of sewer was smoke tested to identify violations of City/Parish ordinances regarding private cross connections. No private cross connection was identified. There was no exceptions in enforcing the ban on private cross connections.

Summary	North Plant LA0036439 AI# 4843	South Plant LA0036412 AI# 4841	Total
Total No. of Cross Connections Identified:	0	1	1
Total No. of Cross Connections Eliminated:	0	1	1
Total No. of Private Cross Connections Identified:	0	0	0
Total No. of Private Cross Connections Eliminated:	0	0	0

Part A – Cross Connection Elimination Plan

Summary of Cross Connections Identified						
Number	Date Identified	Location	Private (Y/N)	Current Status	Notice Date	Date Eliminated
North Plant (LA0036439 AI# 4843)						
South Plant (LA0036412 AI# 4841)						
1	08/22/2022	10861 Alco Ave.	N	Eliminated		09/02/2022

The City/Parish [is] [is not] in compliance with Section VIII Elimination of Cross Connections for the period 07/01/22 to 09/30/22. If not, see comments above.

Part B:
Preventive Maintenance
Program (PMP)

Baton Rouge Consent Decree Quarterly Report Part B - Preventive Maintenance Program (PMP)

Requirement: Pursuant to Exhibit I of the Consent Decree, the City/Parish shall report compliance and include a brief narrative summary of activities related to compliance and/or non-compliance with the Preventive Maintenance Program during the reporting period. In accordance with the Collection System Preventive Maintenance Plan, Paragraph 1.4, specific activities performed related to collection system preventive maintenance will be reported to the EPA and LDEQ on a quarterly basis.

Summary of Activities

During the reporting period the City/Parish Department of Environmental Services staff, have followed our standard operating procedures, and continued to follow the equipment manufacturers' recommended operation and maintenance requirements, as referenced in the Collection System Preventive Maintenance Plan. A summary of the collection system preventive maintenance activities for this reporting period is provided in the table on page B-2. As indicated, the primary preventive maintenance activity is inspection of facilities, including gravity sewers (through CCTV), manholes, ARVs and other facilities. Quarterly goals for specific activities identified in the Collection System Preventive Maintenance Plan were not achieved this quarter. The percentages of collection lines cleaned, CCTV, manholes inspected, Force Mains inspected, ARV and Pump & Lift Stations inspected did not reach the 3rd quarter goal of 75%. We will increase the inspection quantities required on the Physical Inspection project for the next quarter. We do not anticipate any non-compliance related to preventive maintenance activities in the future. Note that the gravity system preventative maintenance activities are tied to the design schedules of the RMAP2 Submittal Category 1- Comprehensive Rehabilitation Projects.

We provided information for each treatment plant service area and have identified whether the activity was routine (standard preventive maintenance) or corrective (in response to a particular complaint or perceived problem) in nature.

There were no problems encountered or deficiencies identified in the Preventive Maintenance Program plans.

Part B - Preventive Maintenance Program (PMP)

Summary of Collection System Activities

	Quarterly Total Jul.-Sept. 2022	Cumulative 2022 Annual Total	2022 Annual Goal
Gravity Collection System (8,510,000ft/38,000MH)			
Lines Cleaned (ft)	32,394	268,040	570,000
CCTV Inspected (ft)	69,949	307,709	570,000
Smoke Tested (ft)	18,000	48,900	----
Smoke Tested (no. of locations)	60	168	----
Dye Water Flooded (no. of locations)	206	513	----
Manholes Inspected (no.)	179	420	2,500
Lines Repaired (no.)	95	377	----
MH Rehabbed (no.)	206	923	----
Force Mains (240 miles)			
Visual Surface Inspection (miles)	23.8	83.6	120
Repaired (no.)	2	5	----
Air Release Valves (604)			
Inspected / Maintained	119	418	960 to 1,200
Repaired (no.)	34	126	----
Pump & Lift Stations (421)			
Inspections (no.)	3,259	9,306	45,136
Wet wells cleaned	213	592	----
Repaired (no.)	33	90	----
Peak Flow Storage Facilities (2)			
Little Peak site visits- Decommissioned	n/a	n/a	104
Big Peak site visits- Decommissioned	n/a	n/a	104

**Attached are separate Collection System Activity Sheets for each Treatment Plant Service Area.

The City/Parish [is] [is not] in compliance with Section IX Preventive Maintenance Program Plan for the period 07/01/22 to 09/30/22. If not, see comments above.

**Part B – Preventive Maintenance Program (PMP)
Summary of Activities by Treatment Plant Service Area**

North Plant (LA0036439 AI# 4843)

	<u>Routine Maintenance</u>	<u>Corrective Maintenance</u>	<u>Quarterly Total Jul. – Sept. 2022</u>
Gravity Collection System (2,460,000ft/10,640MH)			
Lines Cleaned (ft)	7,588	0	7,588
CCTV Inspected (ft)	11,697	0	11,697
Smoke Tested (ft)	7,500	0	7,500
Smoke Tested (no. of locations)	25	0	25
Dye Water Flooded (no. of locations)	58	0	58
Manholes Inspected (no.)	26	0	26
Lines Repaired (no.)	20	0	20
MH Rehabbed (no.)	81	0	81
Force Mains (120 miles)			
Visual Surface Inspection (miles)	14.2	0.0	14.2
Repaired (no.)	0	2	2
Air Release Valves (335)			
Inspected / Maintained	71	0	71
Repaired (no.)	0	20	20
Pump & Lift Stations (141)			
Inspections (no.)	1,305	0	1,305
Wet wells cleaned	76	0	76
Repaired (no.)	0	12	12

Routine Maintenance - Day to day maintenance work or operational activities carried out on a regular basis, to keep the collection system operating properly. Generally routine maintenance consists of visual, mechanical, electrical, and electronic checks to ensure proper functioning of equipment. Routine maintenance also consists of sewer cleaning; smoke testing, dye water flooding, manhole inspection, and CCTV inspection.

Corrective Maintenance - Maintenance that is required to restore an item to a specified, working order/condition, which is normally initiated as a result of a scheduled or routine inspection. Generally corrective maintenance consists of rehabilitation of gravity lines, manholes, force mains, etc. and generally in conjunction with system inspection activities. Corrective maintenance also consists of repairing or replacing a failed structure such as a pump station or storage facility.

**Part B – Preventive Maintenance Program (PMP)
Summary of Activities by Treatment Plant Service Area**

South Plant (LA0036412 AI# 4841)

	<u>Routine Maintenance</u>	<u>Corrective Maintenance</u>	<u>Quarterly Total Jul. – Sept. 2022</u>
Gravity Collection System (4,640,000ft/21,580MH)			
Lines Cleaned (ft)	24,806	0	24,806
CCTV Inspected (ft)	58,252	0	58,252
Smoke Tested (ft)	10,500	0	10,500
Smoke Tested (no. of locations)	35	0	35
Dye Water Flooded (no. of locations)	148	0	148
Manholes Inspected (no.)	153	0	153
Lines Repaired (no.)	75	0	75
MH Rehabbed (no.)	125	0	125
Force Mains (110 miles)			
Visual Surface Inspection (miles)	9.6	0.0	9.6
Repaired (no.)	0	0	0
Air Release Valves (251)			
Inspected / Maintained	48	0	48
Repaired (no.)	0	14	14
Pump & Lift Stations (259)			
Inspections (no.)	1,954	0	1,954
Wet wells cleaned	137	0	137
Repaired (no.)	0	21	21
Peak Flow Storage Facilities (2)			
Little Peak site visits- Decommissioned	n/a	n/a	n/a
Big Peak site visits- Decommissioned	n/a	n/a	n/a

Routine Maintenance - Day to day maintenance work or operational activities carried out on a regular basis, to keep the collection system operating properly. Generally routine maintenance consists of visual, mechanical, electrical, and electronic checks to ensure proper functioning of equipment. Routine maintenance also consists of sewer cleaning, smoke testing, dye water flooding, manhole inspection, and CCTV inspection.

Corrective Maintenance - Maintenance that is required to restore an item to a specified, working order/condition, which is normally initiated as a result of a scheduled or routine inspection. Generally corrective maintenance consists of rehabilitation of gravity lines, manholes, force mains, etc. and generally in conjunction with system inspection activities. Corrective maintenance also consists of repairing or replacing a failed structure such as a pump station or storage facility.

Part C:
Sanitary Sewer Overflow
Response Plan (SSORP)

Baton Rouge Consent Decree Quarterly Report Part C - Sanitary Sewer Overflow Response Plan (SSORP)

Requirement: Pursuant to Paragraph 24, Section X of the Consent Decree, The City/Parish shall implement the Sanitary Sewer Overflow Response Plan (SSO Response Plan) attached to the Consent Decree as Exhibit A.

Summary of Activities

A total of eighty nine (89) Sanitary Sewer Overflows (SSOs) were responded to during this reporting period, one (1) overflow occurred at the wastewater treatment plants. The Sanitary Sewer Overflow Monitoring Report, included as Part D Reporting of Unauthorized Discharges of this Quarterly Report, provides details about these overflows in the wastewater collection system, including the response action taken. The Sanitary Sewer Overflow Response Plan was followed for all unauthorized discharges during this reporting period. Document revisions and employee training for the SSO Response Plan shall be scheduled. The City/Parish complied with the Collection System Preventive Maintenance Program.

Summary of Unauthorized Discharges	Number
North Plant-LA0036439 AI# 4843 Collection System	22
South Plant-LA0036412 AI# 4841 Collection System	67
Total	89

** See table attached to Part D – Reporting of Unauthorized Discharges for detailed information about individual events.

The City/Parish [is] [is not] in compliance with Section X Sanitary Sewer Overflow Response Plan (SSORP) for the period 07/1/22 to 09/30/22. If not, see comments above.

Part D:
Reporting of
Unauthorized Discharges

Baton Rouge Consent Decree Quarterly Report Part D - Reporting of Unauthorized Discharges

Requirement: Pursuant to Paragraph 26, Section XI of the Consent Decree the City/Parish shall report all Unauthorized Discharges of which it becomes aware to EPA and LDEQ. All such Unauthorized Discharges shall be reported to EPA and LDEQ in the Quarterly Report.

Summary of Unauthorized Discharges

The attached Sanitary Sewer Overflow Monitoring Report provides information about the unauthorized discharges discovered in the collection system during the reporting period, such as the date, location, cause, action taken to reduce or eliminate the discharge, surface water that received the discharge and quantity of the discharge. The attached Sanitary Sewer Overflow Monitoring Report also identifies the steps taken to prevent the recurrence of the discharge. As shown below, a total of eighty nine (89) unauthorized discharges occurred during this quarter, one discharge occurred at the wastewater treatment plants.

Summary of Unauthorized Discharges	Number
North Plant-LA0036439 AI# 4843 Collection System	22
South Plant-LA0036412 AI# 4841 Collection System	67
Total	89

** See attached tables for detailed information about individual events.

There were no unusual SSOs, and no unauthorized discharge equal to or greater than 100,000 gallons during this reporting period.

Implementation of the Remedial Measures Action Plan (RMAP) projects is ongoing which consist of approximately 109 individual projects. Due to the sheer size of our program improvements, it was necessary to break the program into these manageable individual projects taking into consideration sewer basin location, location with the system, and type of construction. Many of these projects have been moving forward concurrently however each is in different stages of completion. Due to this, all the upgraded pump stations that will increase the sewer flows to the plants cannot be operated at full design flows until all downstream capacity improvements are in place. As we have continued to tighten our system with the aggressive rehabilitation programs, but not having all capacity improvements on line yet, we are finding that we are experiencing a temporary increase in sewer overflows in some portions of the collection system. These will continue to subside as we bring more and more of our improvements online.

The City/Parish [is] [is not] in compliance with Section XI Reporting of Unauthorized Discharges for the period 07/01/22 to 09/30/22. If not, see comments above.

**CITY OF BATON ROUGE/PARISH OF EAST BATON ROUGE
SANITARY SEWER OVERFLOWS MONITORING REPORT**

NORTH Sewer District Collection System LPDES LA0036439A1# 4843
07/01/2022 To 09/30/2022

Date	Address	Cause	Action	Prevention	Rec. Waters	Amt. Gale	PS	BOD	TSS	pH	ARG
7/3/2022	3925 Rocky Mountain Dr.	There was evidence of sewage discharge around the sewer manhole. The discharge was caused by a stoppage in the city's main collection line. The Service Inspector did not witness the active overflow. MH# 194A-00101.	Recorded sewage discharge and dispatched wash truck to clear the stoppage. The site was washed with fresh water and deodorized using one gallon of Lemon Breeze.	We will request for the sewer line to be CCTV for debris/roots/grease.	None	25	194A	68	142	7.23	
7/8/2022	8120 Mickens Rd.	AT&T contractors were working in the area and broke a 24 inch Air Release Valve sewer line causing the sewer overflow.	Recorded sewage discharge and dispatched a wash truck to clean the area. The site was washed with fresh water and deodorize the site. One gallon of Pacific Moon was used to deodorized the area. One gallon of Bleach was used to sanitize the site.	A work order was created to have contractors make the sewer repair.	Roberts Canal	200		87	428	7	
7/8/2022	9181 Plank Rd.	There was a malfunctioning Air Release Valve causing the sewer manhole to overflow. ARV# 179-	Recorded sewage discharge and dispatched wash truck to clean the area. The site was washed with fresh water and deodorized using one gallon of Mountain Fresh, one gallon of pacific Moon, two and one half gallons of Beta Magic. One gallon of Bleach was used to sanitize the site.	Pump Station was contacted to dispatch a crew to repair the faulty Air Release Valve.	Monte Sano Bayou	50	179	51	113	7.1	
7/10/2022	14122 Gemini Dr.	Pump Station was down - high wet well - pump station mechanic found the pump station had a bad bleeder valve. Pump Station mechanic replaced the bleeder valve. Pump Station was back in service at 22:30hrs. MH# 192-00024.	Recorded sewage discharge and dispatched wash truck to clean the area. The site was washed with fresh water and deodorized using one gallon of Mountain Fresh, one gallon of pacific Moon, two and one half gallons of Beta Magic. One gallon of Bleach was used to sanitize the site.	Scheduled maintenance records will document operational status of the pump station and make adjustments when needed.	Beaver Creek Bayou	4500	192	37	26	6.63	
7/12/2022	8194 Plank Rd.	There was a stoppage in the 6" service line causing the sewer manhole to overflow. MH# 044-00718	Recorded sewage discharge and dispatched wash truck to clear the stoppage. The site was washed with fresh water and deodorized using four gallons of Mountain Fresh, four gallons of Pacific Moon and two gallons of Lemon Breeze. Four gallons of Bleach was also used to sanitize the site.	We will request for the sewer line to be CCTV for debris/roots/grease.	Roberts Canal	180	44	55	140	6.98	

**CITY OF BATON ROUGE/PARISH OF EAST BATON ROUGE
SANITARY SEWER OVERFLOWS MONITORING REPORT**

NORTH Sewer District Collection System LPDES LA0036439A# 4843
07/01/2022 To 09/30/2022

Date	Address	Cause	Action	Prevention	Rec. Waters	Amt. Gale	PS	BOD	TSS	pH	ARG
7/22/2022	13229 Triple B. Rd	Sewerage system surcharging due to weather conditions, discharging around the six inch cleanout.	Recorded sewage discharge and dispatched wash truck to clean the area. The site was washed with fresh water and deodorized using two gallons of Pacific Moon and one gallon of Bleach was used to sanitize.	We will request for the sewer line to be CCTV for I & I problems.	Beaver Bayou	25	113	29	32	6.98	3.36
7/23/2022	6562 Perimeter Dr.	There was a stoppage in the city's main collection line causing the sewer manhole to overflow. MH# 047-00084	Recorded sewage discharge and dispatched wash truck to clear the stoppage. The site was washed with fresh water and deodorized using one gallon of Pacific Moon. One gallon of Bleach was used to sanitize the site.	We will request for the sewer line to be CCTV for debris/roots/grease.	Roberts Canal	100	47	26	42		
7/26/2022	5353 Lemonwood Dr.	Pump Station #24 - high wet well- the pump station mechanic found nothing wrong with the pump station. Pump station was surcharging due to the heavy rain event.	Recorded sewage discharge and dispatched wash truck to clean the area. The site was washed with fresh water and deodorized using one gallon of Mountain Fresh, one gallon of Pacific Moon, and one gallon of Lemon Breeze.	We will request for the sewer line to be CCTV for I & I problems.	Wildwood Lateral	2500	24	86	171	6.83	
7/27/2022	Winbourne Ave. @ N. Acadian Blvd.	There was a stoppage in the city's main collection line causing the sewer manhole to overflow. MH# 024-00568	Recorded sewage discharge and dispatched wash truck to clear the stoppage. The site was washed with fresh water and deodorized using one gallon of Pacific Moon and two gallons of Mountain Fresh. Two gallons of Bleach was used to sanitize the site.	We will request for the sewer line to be CCTV for debris/roots/grease.	None	50	24	35	29	6.89	
7/28/2022	16703 Stoneridge Dr.	There was a malfunctioning Air Release Valve causing the sewer manhole to overflow. ARV# 164-11	Recorded sewage discharge and dispatched wash truck to clean the area. The site was washed with fresh water and deodorized using one gallon of Pacific Moon, and two and one half gallons of Beta Magic. One gallon of Bleach was used to sanitize the site.	Pump Station was contacted to dispatch a crew to repair the faulty Air Release Valve.	Draughan Creek	4500	164	91	447		

**CITY OF BATON ROUGE/PARISH OF EAST BATON ROUGE
SANITARY SEWER OVERFLOWS MONITORING REPORT**

**NORTH Sewer District Collection System LPDES LA0036439A# 4843
07/01/2022 To 09/30/2022**

Date	Address	Cause	Action	Prevention	Rec. Waters	Amt. Gals	PS	BOD	TSS	pH	ARG
7/30/2022	7823 Greenwell St.	There was evidence of sewage discharge around the sewer manhole. The discharge was caused by a surcharging sewerage system. The Service Inspector did not witness the active overflow. MH# 039-00017.	Recorded sewage discharge and dispatched wash truck to clean the area. The site was washed with fresh water and deodorized using one gallon of Pacific Moon, and two and one half gallons of Beta Magic. One gallon of Bleach was used to sanitize the site.	We will request for the sewer line to be CCTV for I & I problems.	Hollywood Lateral	25	39	38	75	6.92	1
8/1/2022	12011 Haven Ave.	There was evidence of sewage discharge around the sewer manhole. The discharge was caused by pump station # 418 having issues. The Service Inspector did not witness the active overflow. MH# 418-00018.	Recorded sewage discharge and dispatched wash truck to clean the site. The area was washed with fresh water and deodorized using one gallon of Mountain Fresh. One gallon of Bleach was used to sanitize the site.	Scheduled maintenance records will document operational status of the pump station and make adjustment when needed.	None	75	418	51	51	6.98	
8/3/2022	1414 Goudchaux St.	There was evidence of sewage discharge around the sewer manhole. The discharge was caused by pump station # 44 sewerage system surcharging. The Service Inspector did not witness the active overflow. MH# 044-00001.	Recorded sewerage discharge and dispatched wash truck to clean the area. The site was washed with fresh water and deodorized using one gallon of Lemon Breeze, one gallon of Mountain Fresh, and two and one half gallons of Beta Magic.	Scheduled maintenance records will document operational status of the pump station and make adjustment when needed.	None	75	44	11	23	6.92	1.69
8/3/2022	3782 Baton Rouge Ave.	Sewerage system surcharging due to weather conditions. MH# 043-00145.	Recorded sewerage discharge and dispatched wash truck to clean the area. The site was washed with fresh water and deodorized using one gallon of Mountain Fresh, and two gallons of Pacific Moon.	Monitor collection lines system until normal flow resumes.	Knox Canal	25	43	11	23	6.92	1.69
8/3/2022	5962 Nashville Ave.	There was evidence of sewage discharge around the sewer manhole. The discharge was caused by a surcharging sewerage system. The Service Inspector did not witness the active overflow. MH# 035-00091.	Recorded sewerage discharge and dispatched wash truck to clean the area. The site was washed with fresh water and deodorized using one gallon of Mountain Fresh, and one gallon of Pacific Moon. One gallon of Bleach was used to sanitize the site.	We will request for the sewer line to be CCTV for I & I problems.	None	25	35	18	26	6.79	1.69

**CITY OF BATON ROUGE/PARISH OF EAST BATON ROUGE
SANITARY SEWER OVERFLOWS MONITORING REPORT**

NORTH Sewer District Collection System LPDES LA0036439A# 4843
07/10/2022 To 09/30/2022

Date	Address	Cause	Action	Prevention	Rec. Waters Amt. Gals	PS	BOD	TSS	pH	ARG
8/16/2022	3831 Evangeline St.	There was evidence of sewage discharge in a hole. The cause of the overflow is unknown. MH# 025-00084.	Recorded sewage discharge and dispatched wash truck to clean the area. The site was washed with fresh water and deodorized using one gallon of Mountain Fresh, one gallon of Pacific Moon, one gallon of Lemon Breeze. One gallon of Bleach was used to sanitize the site.	We will request that a smoke or Dye Test be performed at this location.	None	25	40	23	7	
8/20/2022	8265 Mc Clelland Dr.	There was a stoppage found in the city's main collection line causing the sewer manhole to overflow. MH# 047-00344.	Recorded sewage discharge and dispatched wash truck to clear the stoppage. The site was washed with fresh water and deodorized using one gallon of Lemon Breeze, and one Pacific Moon.	We will request for the sewer line to be CCTV for debris/roots/grease.	None	50	61	14	6.98	
9/15/2022	11535 Holly Fern Ave.	There was a stoppage causing the sewer manhole to overflow. MH# 243-00014.	Recorded sewage discharge and dispatched wash truck to clear the stoppage. The site was washed with fresh water and deodorized using three gallons of Lemon Breeze, one gallon of Pacific Moon. Three gallons of Bleach was also used to sanitize the site.	We will request for the sewer line to be CCTV for debris/roots/grease.	None	50	57	108	7.18	
9/17/2022	10118 Sagefield Dr.	There was evidence of sewage discharge around the sewer manhole. The discharge was caused by a faulty Air Release Valve. The Service Inspector did not witness the active overflow. ARV# 230.	Recorded sewage discharge and dispatched wash truck to clean the area. The site was washed with fresh water and deodorized using one gallon of Mountain Fresh, and one gallon of Lemon Breeze.	Pump Station Section was contacted to dispatch a crew to repair the faulty Air Release Valve.	None	25	34	43	6.95	
9/20/2022	6612 Audusson Dr.	There was evidence of sewage discharge around the sewer manhole. The discharge was caused by a stoppage in the city's main collection line causing the sewer manhole to overflow. MH# 220-00009.	Recorded sewage discharge and dispatched wash truck to clear the stoppage. The site was washed with fresh water and deodorized using one gallon of Mountain Fresh.	We will request for the sewer line to be CCTV for debris/roots/grease.	None	25	72	149	6.77	

CITY OF BATON ROUGE/PARISH OF EAST BATON ROUGE
SANITARY SEWER OVERFLOWS MONITORING REPORT

SOUTH Sewer District Collection System LPDES LA0036412 AII#4841
07/01/2022 To 09/30/2022

Date	Address	Cause	Action	Prevention	Rec. Waters	Amt. Gals	PS	BOD	TSS	pH	ARG
7/2/2022	155 Marilyn Dr.	There was evidence of sewage discharge around the sewer manhole. The discharge was caused by a stoppage in the city's main collection line. The Service Inspector did not witness the active overflow. MH# 013-05005.	Recorded sewage discharge and dispatched wash truck to clear the stoppage. The site was washed with fresh water and deodorized using one gallon of Mountain Fresh.	We will request for the sewer line to be CCTV for debris/roots/grease	None	25	13	114	147	6.99	
7/5/2022	G S R I Ave.	There was a stoppage in the city's main collection line causing the sewer manhole to overflow. MH# 142-05017.	Recorded sewage discharge and dispatched wash truck to clear the stoppage. The site was washed with fresh water and deodorized using two gallons of Mountain Fresh. One gallon of Bleach was used to sanitize the site.	We will request for the sewer line to be CCTV for debris/roots/grease	Bayou Fountain	3000	142	50	125	7.21	
7/6/2022	634 Longwood Dr.	There was evidence of sewage discharge around the sewer manhole. The discharge was possible caused by a surcharging sewerage system. The Service Inspector did not witness the active overflow. MH# 004-02983.	Recorded sewage discharge and dispatched wash truck to clean the area. The site was washed with fresh water and deodorized using two gallons of Mountain Fresh, and two gallons of Pacific Moon.	We will request for the sewer line to be CCTV for I & I problems.	None	25	4	61	120	6.96	
7/11/2022	2231 Cherokee St.	There was evidence of sewage discharge around the sewer manhole. The discharge was possible caused by a surcharging sewerage system. The Service Inspector did not witness the active overflow. MH# 059-06431.	Recorded sewage discharge and dispatched wash truck to clean the area. The site was washed with fresh water and deodorized using one gallon of Mountain Fresh.	We will request for the sewer line to be CCTV for I & I problems.	None	25	59	126	141	6.97	
7/11/2022	11440 Bard Ave.	There was a stoppage in the city's main collection line causing the four inch clean-out to overflow. MH# 050-00426.	Recorded sewage discharge and dispatched wash truck to clear the stoppage. The site was washed with fresh water and deodorized using one pacific Moon. One gallon of Bleach was used to sanitize the site.	We will request for the sewer line to be CCTV for debris/roots/grease	None	180	50	126	141	6.97	
7/12/2022	9880 Bluebonnet Blvd.	There was a stoppage in the city's main collection line causing the sewer manhole to overflow. MH# 302-05136	Recorded sewage discharge and dispatched wash truck to clear the stoppage. The site was washed with fresh water and deodorized using two gallons of Lemon Breeze. One gallon of Bleach was used to sanitize the site.	We will request for the sewer line to be CCTV for debris/roots/grease.	None	50	302	105	105	6.85	
7/12/2022	10146 Azrok Ave.	There was evidence of sewage discharge around the sewer manhole. The discharge was possible caused by a surcharging sewerage system. The Service Inspector did not witness the active overflow. MH# 088-00053	Recorded sewage discharge and dispatched wash truck to clean the area. The site was washed with fresh water and deodorized using one gallon of Lemon Breeze, and one gallon of Bleach.	We will request for the sewer line to be CCTV for I & I problems.	None	25	88	105	105	6.85	

**CITY OF BATON ROUGE/PARISH OF EAST BATON ROUGE
SANITARY SEWER OVERFLOWS MONITORING REPORT**

SOUTH Sewer District Collection System LPDES LA0036412 A1#4841
07/01/2022 To 09/30/2022

Date	Address	Cause	Action	Prevention	Rec. Waters	Amt. Gals	PS	BOD	TSS	pH	ARG
7/12/2022	10111 E. Groner Ave.	There was evidence of sewage discharge around the sewer manhole. The discharge was possible caused by a surcharging sewerage system. The Service Inspector did not witness the active overflow. MH# 088-00034	Recorded sewage discharge and dispatched wash truck to clean the area. The site was washed with fresh water and deodorized using one gallon of Lemon Breeze, and one gallon of Bleach.	We will request for the sewer line to be CCTV for I & I problems.	None	25	88	105	105	6.85	
7/13/2022	2650 North Blvd.	There was a stoppage in the 6" service line causing the sewer manhole to overflow. MH# 060-07314	Recorded sewage discharge and dispatched wash truck to clear the stoppage. The site was washed with fresh water and deodorized using two gallons of Lemon Breeze. One gallon of Bleach was used to sanitize the site.	We will request for the sewer line to be CCTV for debris/roots/grease.	None	25	60	96	149	6.98	
7/14/2022	6435 Siegen Lane	There was a stoppage in the city's main collection line causing the sewer manhole to overflow. MH# 252-00064	Recorded sewage discharge and dispatched wash truck to clear the stoppage. The site was washed with fresh water and deodorized using two gallons of Mountain Fresh. Two gallons of Bleach was used to sanitize the site.	We will request for the sewer line to be CCTV for debris/roots/grease.	Claycut Bayou	300	252	121	126	6.95	2.34
7/15/2022	8614 Pascagoula Dr.	There was evidence of sewage discharge around the sewer manhole. The discharge was possible caused by a surcharging sewerage system. The Service Inspector did not witness the active overflow. MH# 0061-05045.	Recorded sewage discharge and dispatched wash truck to clean the area. The site was washed with fresh water and deodorized using three gallons each of both Mountain Fresh and Pacific Moon, and three gallons of Bleach was used to sanitize the site.	We will request for the sewer line to be CCTV for I & I problems.	None	25	61	138	272	6.5	
7/18/2022	2231 Cherokee St.	There was evidence of sewage discharge around the sewer manhole. Inspector did not witness active overflow. MH# 059-06432B	Recorded sewage discharge and dispatched wash truck to clean the area. The site was washed with fresh water and deodorized using one gallon of Pacific Moon.	We will request for the sewer line to be CCTV for I & I problems.	None	25	59	121	126	6.97	
7/22/2022	10146 Azrok Ave.	Sewerage system surcharging due to weather conditions. MH# 088-00034	Recorded sewage discharge and dispatched wash truck to clean the area. The site was washed with fresh water and deodorized using two gallons of Mountain Fresh.	We will request for the sewer lines to be CCTV for I&I problems.	Ward Creek	4,500	88	92	133	7.18	3.36
7/22/2022	3117 Westernwood Dr.	There was evidence of sewage discharge around the sewer manhole. Inspector did not witness active overflow. An eight inch force main is also located within this manhole. MH# 136-00344	Recorded sewage discharge and dispatched wash truck to clean the area. The site was washed with fresh water and deodorized using three gallons of Lemon Breeze.	We will request that the manhole is rehabilitated and raised.	Jones Creek	25	136	80	194	7.34	3.36
7/22/2022	11160 Susan Ave.	There was a stoppage in the city's main collection line causing the sewer manhole to overflow. MH# 050-00294	Recorded sewage discharge and dispatched wash truck to clear the stoppage. The site was washed with fresh water and deodorized using two gallons of Lemon Breeze. Two gallons of Bleach was used to sanitize the site.	We will request for the sewer line to be CCTV for debris/roots/grease.	Beaver Bayou	100	50	71	124	7.22	3.36

**CITY OF BATON ROUGE/PARISH OF EAST BATON ROUGE
SANITARY SEWER OVERFLOWS MONITORING REPORT**

SOUTH Sewer District Collection System LPDES LA0036412 AII#4841
07/01/2022 To 09/30/2022

Date	Address	Cause	Action	Prevention	Rec. Waters	Amt. Gals	PS	BOD	TSS	pH	ARG
7/24/2022	10146 Azrok Ave.	Sewerage system surcharging due to weather conditions. MH# 088-00034	Recorded sewage discharge and dispatched wash truck to clean the area. The site was washed with fresh water and deodorized using two gallons of Pacific Moon. One gallon of Bleach was used to sanitize the site.	We will request for the sewer lines to be CCTV for I&J problems.	Ward Creek	5000	88	92	133	7.18	
7/24/2022	524 High Worth Dr.	By pass pump malfunction at PS 412, causing two manholes to overflow. MH# 412-00005, MH# 412-00011	Recorded sewage discharge and dispatched wash truck to clean the area. The site was washed with fresh water and deodorized using one gallon of Mountain Fresh.	Contractors have been notified of problem with the bypass pump.	Bayou Fountain	9,900	412	92	133	7.18	
7/25/2022	7527 Glen Oaks Dr.	There was evidence of sewage discharge around the sewer manhole. Inspector did not witness active overflow. MH# 092-00008	Recorded sewage discharge and dispatched wash truck to clean the area. The site was washed with fresh water and deodorized using one gallon of Mountain Fresh.	We will request for the sewer lines to be CCTV for I&J problems.	Glen Oaks Lateral	25	92	48	331	6.8	
7/25/2022	2554 N. Foster Dr.	There was a stoppage in the city's main collection line causing the six inch clean out to overflow. MH# 049-00026.	Recorded sewage discharge and dispatched wash truck to clear the stoppage. The site was washed with fresh water and deodorized using two and half gallons of Beta Magic, and one gallon of Mountain Fresh. One gallon of Bleach was used to sanitize the site.	We will request for the sewer line to be CCTV for debris/roots/grease. We also notified Environmental concerning possible grease trap problem.	None	21	49	101	125	6.91	
7/27/2022	8627 Coy Ave.	There is a stoppage in the city's main collection line caused by a utility conflict, causing the sewer manhole to overflow. MH# 102-00012	Recorded sewage discharge and dispatched wash truck to clean the area. Contractor setup a bypass pumping system to allow continued sewer operations. The site was washed with fresh water and deodorized using four	Utility company has been contacted, concerning the utility conflict. Contractor will repair the city's sewer line after the utility conflict has been resolved.	Bayou Fountain	3,600	102	76	103	6.76	
7/27/2022	12507 Coursey Blvd.	Pump Station 134 - high wet well the pump station mechanic found pump 2 running and pump 1 in auto, breaker was off. Reset breaker and pump station returned to normal operations. MH# 134-00077	Recorded sewage discharge and dispatched wash truck to clean the area. The site was washed with fresh water and deodorized using one gallon of Mountain Fresh.	Schedule maintenance records will document operational status of the pump station make adjustment when needed.	Jones Creek	1200	134	90	109	6.57	
7/28/2022	9442 Worthington Lake Ave.	There was evidence of sewage discharge around the sewer manhole. Inspector did not witness active overflow. MH# 412-00005	Recorded sewage discharge and dispatched wash truck to clean the area. The site was washed with fresh water and deodorized using two gallons of Pacific Moon. One gallon of bleach was used to sanitize the site.	Contractors have been notified of problem with the bypass pump.	Bayou Fountain	25	412	68	132	6.87	
7/28/2022	7475 Richards Dr.	There was evidence of sewage discharge around the Six inch cleanup. Inspector did not witness active overflow.	Recorded sewage discharge and dispatched wash truck to clean the area. The site was washed with fresh water and deodorized using one gallon of Mountain Fresh.	We will request for the sewer lines to be CCTV for I&J problems.	Ward Creek	25	28	68	132	6.87	

CITY OF BATON ROUGE/PARISH OF EAST BATON ROUGE
SANITARY SEWER OVERFLOWS MONITORING REPORT

SOUTH Sewer District Collection System LPDES LA0036412 AII#4841
07/01/2022 To 09/30/2022

Date	Address	Cause	Action	Prevention	Rec. Waters	Amt. Gals	PS	BOD	TSS	pH	ARG
7/28/2022	7527 Glen Oaks Dr.	There was evidence of sewage discharge around the sewer manhole. Inspector did not witness active overflow. MH# 092-00008	Recorded sewage discharge and dispatched wash truck to clean the area. The site was washed with fresh water and deodorized using one gallon of Mountain Fresh.	We will request for the sewer lines to be CCTV for I&I problems.	Glen Oaks Lateral	25	92	91	447		
7/30/2022	1269 Tara Blvd.	There was evidence of sewage discharge around the sewer manhole. The discharge was caused by a surcharging sewerage system. The Service Inspector did not witness the active overflow. MH# 058-01364.	Recorded sewage discharge and dispatched wash truck to clean the area. The site was washed with fresh water and deodorized using one gallon of Mountain Fresh.	We will request for the sewer lines to be CCTV for I&I problems.	Normandy Lateral	25	58	98	156	6.94	1
7/30/2022	524 High Worth Dr.	There was a stoppage in the city's main collection line causing the sewer manhole to overflow. MH# 412-00007.	Recorded sewage discharge and dispatched wash truck to clear the stoppage. The site was washed with fresh water and deodorized using one gallon of Mountain Fresh and, one gallon of Pacific Moon.	We will request for the sewer line to be CCTV for debris/roots/grease.	Bayou Fountain	10	412	98	156	6.94	1
8/2/2022	10280 W Winston Ave.	There was a stoppage found the city's main collection line causing the six inch clean-out to overflow. MH# 058-00564.	Recorded sewage discharge and dispatched wash truck to clear the stoppage. The site was washed with fresh water and deodorized using two gallons of Lemon Breeze. One gallon of Bleach was used to sanitize the site.	We will request for the sewer line to be CCTV for debris/roots/grease.	Ward Creek	1,000	58	71	150	6.97	
8/3/2022	3535 Perkins Rd.	Sewerage system surcharging due to weather conditions. MH# 005-03918C.	Recorded sewage discharge and dispatched wash truck to clean the area. The site was washed with fresh water and sanitized using one gallon of Bleach.	Monitor collection lines system until normal flow resumes.	Ward Creek	15	5	61	85	6.73	1.69
8/3/2022	1411 Glasgow Ave.	There was evidence of sewage discharge around the sewer manhole. The discharge was possible caused by a surcharging sewerage system. The Service Inspector did not witness the active overflow. MH# 005-04137.	Recorded sewage discharge and dispatched wash truck to clean the area. The site was washed with fresh water and deodorized using one gallon of Mountain Fresh.	We will request for the sewer line to be CCTV for I & I problems.	None	25	5	61	85	6.73	1.69
8/3/2022	2966 Lupine Ave.	There was evidence of sewage discharge around the sewer manhole. The discharge was caused by a stoppage in the city's main collection line. The Service Inspector did not witness the active overflow. MH# 019-05295.	Recorded sewage discharge and dispatched wash truck to clear the stoppage. The site was washed with fresh water and deodorized using one gallon of Lemon Breeze. One gallon of Bleach was used to sanitize the site.	We will request for the sewer line to be CCTV for debris/roots/grease.	None	25	19	61	85	6.73	1.69
8/5/2022	16495 Crepermyrtle Dr.	There was a stoppage found in the city's main collection line causing the sewer manhole to overflow. MH# 327-00007.	Recorded sewage discharge and dispatched wash truck to clear the stoppage. The site was washed with fresh water and deodorized using two gallons of Pacific Moon.	We will request for the sewer line to be CCTV for debris/roots/grease.	Clay Cut Bayou	3,600	327	76	110	6.42	

**CITY OF BATON ROUGE/PARISH OF EAST BATON ROUGE
SANITARY SEWER OVERFLOWS MONITORING REPORT**

SOUTH Sewer District Collection System LPDES LA0036412 AII#4841
07/01/2022 To 09/30/2022

Date	Address	Cause	Action	Prevention	Rec. Waters	Amt. Gals	PS	BOD	TSS	pH	ARG
8/11/2022	4609 Mimosa St.	There was evidence of sewage discharge around the sewer manhole. The discharge was possible caused by a surcharging sewerage system. The Service Inspector did not witness the active overflow. MH# 005-04097.	Recorded sewage discharge and dispatched wash truck to clean the area. The site was washed with fresh water and deodorized using two gallons of Mountain Fresh.	We will request for the sewer line to be CCTV for I & I problems.	None	25	5	63	121	6.89	1.53
8/11/2022	Highland Rd.	There was evidence of sewage discharge around the sewer manhole. The discharge was possible caused by a surcharging sewerage system. The Service Inspector did not witness the active overflow. MH# 001-00606.	Recorded sewage discharge and dispatched wash truck to clean the area. The site was washed with fresh water and deodorized using one gallon of Mountain Fresh.	We will request for the sewer line to be CCTV for I & I problems.	None	25	1	63	121	6.89	1.53
8/15/2022	11888 Longridge Ave.	There was a stoppage found in the city's main collection line causing the sewer manhole to overflow. MH# 143-00012,00013.	Recorded sewage discharge and dispatched wash truck to clear the stoppage. The site was washed with fresh water and deodorized using two gallons of Lemon Breeze.	We will request for the sewer line to be CCTV for debris/roots/grease.	Weiner Creek	2500	143	151	115	6.79	
8/15/2022	4939 Jamestown Ave.	There was a stoppage found in the city's main collection line causing the sewer manhole and the six inch clean-out to overflow. MH# 091-00093.	Recorded sewage discharge and dispatched wash truck to clear the stoppage. The site washed with fresh and deodorized using two gallons of Mountain Fresh, four gallons of Pacific Moon. Three gallons of Bleach was used to sanitize the site.	We will request for the sewer line to be CCTV for debris/roots/grease.	None	1000	91	114	133	6.69	
8/17/2022	150 Terrace St.	There was evidence of sewage discharge around the sewer manhole. The discharge was caused by a stoppage in the city's main collection line. The Service Inspector did not witness the active overflow. MH# 059-06076.	Recorded sewage discharge and dispatched wash truck to clear the stoppage. The site washed with fresh and deodorized using two gallons of Pacific Moon.	We will request for the sewer line to be CCTV for debris/roots/grease.	None	25	59	108	112	NA	
8/18/2022	2147 Capri Dr.	There was evidence of sewage discharge around the sewer manhole. The discharge possible caused by a surcharging sewerage system. The Service Inspector did not witness the active overflow. MH# 050-00894.	Recorded sewage discharge and dispatched wash truck to clean the area. The site was washed with fresh water and deodorized using one gallon of Pacific Moon, one gallon of Lemon Breeze, and two and one half gallons of Beta Magic. One gallon of Bleach was used to sanitize the site.	We will request for the sewer line to be CCTV for I & I problems.	None	25	50	90	121	6.99	1.53
8/20/2022	2147 Capri Dr.	There was evidence of sewage discharge around the sewer manhole. The discharge possible caused by a surcharging sewerage system. The Service Inspector did not witness the active overflow. MH# 050-00894.	Recorded sewage discharge and dispatched wash truck to clean the area. The site was washed with fresh water and deodorized using one gallon of Mountain Fresh. One gallon of Bleach was used to sanitize the site.	We will request for the sewer line to be CCTV for I & I problems.	None	25	50	64	130	6.8	1.17

**CITY OF BATON ROUGE/PARISH OF EAST BATON ROUGE
SANITARY SEWER OVERFLOWS MONITORING REPORT**

SOUTH Sewer District Collection System LPDES LA0036412 AI#4841
07/01/2022 To 09/30/2022

Date	Address	Cause	Action	Prevention	Rec. Waters	Amt. Gals	PS	BOD	TSS	pH	ARG
8/20/2022	3228 N. Foster Dr.	There was a evidence of sewage discharge around the six clean-out. The discharge was caused by a stoppage in the six clean-out. The Service Inspector did not witness the active overflow. MH# 049-00088.	Recorded sewage discharge and dispatched wash truck to clear the stoppage. The site was washed with fresh water and deodorized using one gallon of Mountain Fresh, and two and one half gallons of Beta Magic.	We will request for the sewer line to be CCTV for debris/roots/grease.	None	25	49	64	130	6.8	
8/25/2022	7932 Picardy Ave.	There was a stoppage found in the city's main collection line causing the sewer manhole to overflow. MH# 057-05064.	Recorded sewage discharge and dispatched wash truck to clear the stoppage. The site was washed with fresh water and deodorized using two gallons of Lemon Breeze. One gallon of Bleach was used to sanitize the site.	We will request for the sewer line to be CCTV for debris/roots/grease.	None	2500	57	76	86	6.68	
8/29/2022	12032 Province Place	There was evidence of sewage discharge around the six inch clean-out. The discharge was caused by a stoppage in the six inch service lateral. The Service Inspector did not witness the active overflow. MH# 066-00220.	Recorded sewage discharge and dispatched wash truck to clear the stoppage. The site was washed with fresh water and deodorized using two gallons of Lemon Breeze, one gallon of Pacific Moon. One gallon of Bleach was used to sanitize the site.	Advised the Apartment Manager and provided a flyer indicating the best practices.	None	25	66	97	113	6.95	
9/1/2022	8331 Ned Ave.	There was a stoppage found in the city's main collection line causing the sewer manhole to overflow. MH# 061-05085.	Recorded sewage discharge and dispatched wash truck to clear the stoppage. The site was washed with fresh water and deodorized using one gallon of Mountain Fresh, one gallon of Lemon Breeze, and two and one half gallons of Beta Magic. One gallon of Bleach was used to sanitize the site.	We will request for the sewer line to be CCTV for debris/roots/grease. We will also add this line segment to the preventive maintenance list.	Bayou Fountain	15	61	110	104	6.68	
9/3/2022	10825 Stanley Aubin Lane	There was a stoppage found in the city's main collection line causing the sewer manhole to overflow. MH# 058-00625.	Recorded sewage discharge and dispatched wash truck to clear the stoppage. The site was washed with fresh water and deodorized using one gallon of Lemon Breeze.	We will request for the sewer line to be CCTV for debris/roots/grease.	Weiner Creek	300	58	71	221	6.83	
9/3/2022	617 Westbrook Dr.	There was a malfunctioning Air Release Valve causing the sewer manhole to overflow. ARV# 031-	Recorded sewage discharge and dispatched wash truck to clean the area. The site was washed with fresh water and deodorized using one gallon of Pacific Moon. One gallon of Bleach was used to sanitize the site.	Pump Station Section was contacted to dispatch a crew to repair the faulty Air Release Valve.	Jones Creek	500	31	71	221	6.83	
9/3/2022	3117 Westenwood Dr.	There was evidence of sewage discharge around the sewer manhole. The discharge was possible caused by a surcharging sewerage system. The Service Inspector did not witness the active overflow. MH# 136-00344.	Recorded sewage discharge and dispatched wash truck to clean the area. The site was washed with fresh water and deodorized using one gallon of Pacific Moon, and one gallon of Lemon Breeze.	We will Request for the sewer line to be CCTV for l & l problems.	None	25	136	99	256	6.74	

CITY OF BATON ROUGE/PARISH OF EAST BATON ROUGE
SANITARY SEWER OVERFLOWS MONITORING REPORT

SOUTH Sewer District Collection System LPDES LA0036412 AII#4841
07/01/2022 To 09/30/2022

Date	Address	Cause	Action	Prevention	Rec. Waters	Amt. Gals	PS	BOD	TSS	pH	ARG
9/3/2022	12587 Shay Ave.	There was evidence of sewage discharge around the sewer manhole. The discharge was caused by a stoppage in the city's main collection line causing the sewer manhole to overflow. MH# 021-00101.	Recorded sewage discharge and dispatched wash truck to clear the stoppage. The site was washed with fresh water and deodorized using one gallon of Pacific Moon. One gallon of Bleach was used to sanitize the site.	We will request for the sewer line to be CCTV for debris/roots/grease. We will also add this line segment to the preventive maintenance list.	None	25	21	71	221	6.83	
9/3/2022	2916 Magazine Dr.	There was evidence of sewage discharge around the sewer manhole. The discharge was caused by a surcharging sewage system. The Service Inspector did not witness the active overflow. MH# 154-05001.	Recorded sewage discharge and dispatched wash truck to clean the area. The site was washed with fresh water and deodorized using one gallon of Lemon Breeze.	We will Request for the sewer line to be CCTV for I & I problems.	None	25	154	71	221	6.83	
9/3/2022	2518 Morningbrook Dr.	There was evidence of sewage discharge around the sewer manhole. The discharge was caused by pump station # 458 was having issued with the PLC. The Service Inspector did not witness the active overflow. MH# 458-00003.	Recorded sewage discharge and dispatched wash truck to clean the area. The site was washed with fresh water and deodorized using one gallon of Lemon Breeze.	We will Request for the sewer line to be CCTV for I & I problems.	None	25	458	71	221	6.83	
9/4/2022	12714 Fairwood Court	There was a stoppage found in the city's main collection line causing the sewer manholes to overflow. MH# 448-00024;00025;00026.	Recorded sewage discharge and dispatched wash truck to clear the stoppage. The site was washed with fresh water and deodorized using two gallons of Mountain Fresh. One gallon of Bleach was used to sanitize the site.	We will request for the sewer line to be CCTV for debris/roots/grease.	Lively Bayou	7,200	448	47	68	6.79	
9/4/2022	1613 Parker St.	There was a stoppage found in the city's main collection line causing the sewer manholes to overflow. MH# 003-01819;01820.	Recorded sewage discharge and dispatched wash truck to clear the stoppage. The site was washed with fresh water and deodorized using two gallons of Mountain Fresh. Three gallons of Bleach was used to sanitize the site. One gallon of Lemon Breeze was also used to deodorize the area.	We will request for the sewer line to be CCTV for debris/roots/grease.	Dawson Creek	1,200	3	47	68	6.79	
9/4/2022	1110 N Ardenwood Dr.	There was a stoppage found in the city's main collection line causing the sewer manholes to overflow. MH# 204-00011.	Recorded sewage discharge and dispatched wash truck to clear the stoppage. The site was washed with fresh water and deodorized using one gallon of Pacific Moon. One gallon of Bleach was used to sanitize the site.	There is a pending repair at this address	None	25	204	47	68	6.79	
9/4/2022	10870 Coursey Blvd.	There was evidence of sewage discharge around the six clean-out. The discharge was caused by a stoppage in the six inch service lateral. The Service Inspector did not witness the active overflow. MH# 328-00017.	Recorded sewage discharge and dispatched wash truck to clear the stoppage. The site was washed with fresh water and deodorized using one gallon of Pacific Moon.	Advised the business manager and provided a flyer indicating best practices.	None	25	328	52	70	6.62	

**CITY OF BATON ROUGE/PARISH OF EAST BATON ROUGE
SANITARY SEWER OVERFLOWS MONITORING REPORT**

SOUTH Sewer District Collection System LPDES LA0036412 A#4841
07/01/2022 To 09/30/2022

Date	Address	Cause	Action	Prevention	Rec. Waters	Amt. Gals	PS	BOD	TSS	pH	ARG
9/5/2022	1613 Parker St.	There was evidence of sewage discharge around the sewer manhole. The discharge was possible caused by a surcharging sewerage system. The Service Inspector did not witness the active overflow. MH# 003-01819.	Recorded sewage discharge and dispatched wash truck to clean the area. The site was washed with fresh water and deodorized using two gallons of Mountain Fresh. Three gallons of Bleach of Lemon Breeze was also used to deodorize the area.	We will Request for the sewer line to be CCTV for 1 & 1 problems.	None	25	3	55	71	6.65	
9/7/2022	9639 Great Smokey Ave.	Pump Station # 051 was down - high wet well - pump station mechanic found there was a stoppage inside pump number one. Pump Station mechanic pulled pump number one and removed the debris from pump. Pump station was back in service. MH# 051-00317.	Recorded sewage discharge and dispatched wash truck to clean the area. The site was washed with fresh water and deodorized using one gallon of Mountain Fresh, one gallon of Lemon Breeze, and two and one half gallons of Beta Magic. One gallon of Bleach was used to sanitize the site.	Scheduled maintenance records will document operational status of the pump station and make adjustments when needed.	Engineer Depot Canal	100	51	90	118	7.12	
9/9/2022	8150 Jefferson Hwy	There was evidence of sewage discharge around the sewer manhole. The discharge was caused by a stoppage in the city's main collection line. The Service Inspector did not witness the active overflow. MH# 335-00001.	Recorded sewage discharge and dispatched wash truck to clear the stoppage. The site was washed with fresh water and deodorized using two gallons of Mountain Fresh.	We will request for the sewer line to be CCTV for debris/roots/grease.	None	25	335	96	119	6.81	
9/11/2022	540 Shady Lake Pkwy	There was a stoppage found in the city's main collection line causing the sewer manhole to overflow. MH# 290-00010.	Recorded sewage discharge and dispatched wash truck to clear the stoppage. The site was washed with fresh water and deodorized using two gallons of Mountain Fresh, and two gallons of Pacific Moon.	We will request for the sewer line to be CCTV for debris/roots/grease.	Bayou Fountain	250	290	106	113	6.83	
9/12/2022	3131 College Dr.	There was a stoppage in the six inch service lateral causing the six inch clean-out to overflow. MH# 005-04032B.	Recorded sewage discharge and dispatched wash truck to clear the stoppage. The site was washed with fresh water and deodorized using one gallon of Pacific Moon.	Advised the business manager and provided a flyer indicating best practices.	None	600	5	130	132	6.89	
9/13/2022	4409 Hyacinth Ave.	There was evidence of sewage discharge around the sewer manhole. The discharge was caused by a faulty Air Release Valve. The Service Inspector did not witness the active overflow. ARV# 005-	Recorded sewage discharge and dispatched wash truck to clean the area. The site was washed with fresh water and deodorized using one gallon of Mountain Fresh, and one gallon of Lemon Breeze.	Pump Station Section was contacted to dispatch a crew to repair the faulty Air Release Valve.	None	25	5	89	167	6.82	

**CITY OF BATON ROUGE/PARISH OF EAST BATON ROUGE
SANITARY SEWER OVERFLOWS MONITORING REPORT**

SOUTH Sewer District Collection System LPDES LA0036412 AI#4841
07/01/2022 To 09/30/2022

Date	Address	Cause	Action	Prevention	Rec. Waters	Amt. Gals	PS	BOD	TSS	pH	ARG
9/15/2022	155 Marilyn Dr.	There was evidence of sewage discharge around the sewer manhole. The discharge was caused by a stoppage in the city's main collection line causing the sewer manhole to overflow. MH# 013-05005.	Recorded sewage discharge and dispatched wash truck to clear the stoppage. The site was washed with fresh water and deodorized using two gallons of Lemon Breeze, two and two and one half gallons of Beta Magic. Three gallons of Bleach was used to sanitize the site.	We will request for the sewer line to be CCTV for debris/roots/grease.	None	25	13	120	134	6.69	
9/16/2022	7324 Menlo Dr.	There was evidence of sewage discharge around the sewer manhole. The discharge was caused by a stoppage in the city's main collection line causing the sewer manhole to overflow. MH# 053-00284.	Recorded sewage discharge and dispatched wash truck to clear the stoppage. The site was washed with fresh water and deodorized using one gallon of Mountain Fresh. One gallon of Bleach was used to sanitize the site.	We will request for the sewer line to be CCTV for debris/roots/grease.	None	25	53	101	124	6.96	
9/20/2022	3204 Nicholson Lake Dr.	There was a stoppage found in the city's main collection line causing the sewer manhole to overflow. MH# 061-00441B.	Recorded sewage discharge and dispatched wash truck to clear the stoppage. The site was washed with fresh water and deodorized using one gallon of Mountain Fresh.	We will request for the sewer line to be CCTV for debris/roots/grease.	None	15	61	109	103	6.83	
9/24/2022	13047 Florida Blvd.	There was evidence of sewage discharge around the sewer manhole. The discharge was caused by a stoppage in the city's main collection line causing the sewer manhole to overflow. MH#021-00006A.	Recorded sewage discharge and dispatched wash truck to clear the stoppage. The site was washed with fresh water and deodorized using three gallons of Lemon Breeze. Two gallons of Bleach was used to sanitize the site.	We will request for the sewer line to be CCTV for debris/roots/grease.	None	25	21	163	163	6.81	
9/26/2022	19411 Arcadian Shores Ave.	There was a malfunctioning Air Release Valve causing the sewer manhole to overflow. ARV# 398-01.	Recorded sewage discharge and dispatched wash truck to clean the area. The site was washed with fresh water and deodorized using three gallons of Lemon Breeze. Two gallons of Bleach was used to sanitize the site.	Pump Station Section was contacted to dispatch a crew to repair the faulty Air Release Valve.	Bayou Manchac	1	398	128	106	6.93	
9/26/2022	11440 Bard Ave.	There was a stoppage found in the city's main collection line causing the sewer manhole to overflow. MH# 050-00426.	Recorded sewage discharge and dispatched wash truck to clear the stoppage. The site was washed with fresh water and deodorized using one gallon of Lemon Breeze, and one gallon of Pacific Moon. One gallon of Bleach was used to sanitize the site.	We will request for the sewer line to be CCTV for debris/roots/grease.	Lively Bayou	60	50	130	143	7.03	
9/26/2022	11099 Cal Rd.	There was evidence of sewage discharge around the sewer manhole. The discharge was caused by a by-pass pump being left in the open position. The Service Inspector did not witness the active overflow. MH# 250-00002.	Recorded sewage discharge and dispatched wash truck to clean the area. The site was washed with fresh water and deodorized using two gallons of Lemon Breeze.	Scheduled maintenance records will document operational status of the pump station and make adjustments when needed.	None	75	250	130	143	7.03	

Cheryl Berry

From: Cynthia D. Thomas
Sent: Thursday, July 7, 2022 3:06 PM
To: 'spoc@LA.GOV' (spoc@LA.GOV); 'whitten-hill.darlene@epa.gov' (whitten-hill.darlene@epa.gov); Richard Speer; Rickey P. Brouillette; Adam M. Smith; Justin Sharper; Matthew A. Bizot; Gregory Lewis; Cheryl Berry; Sarah Boudreaux; Cynthia D. Thomas; Michael Lowe
Cc: Barbara J. Ourso; Pat Smith; Samantha Turner
Subject: OVERFLOW AT SOUTH TREATMENT PLANT LA0036412 AI#4841

South Treatment Plant LA0036412 AI# 4841
2850 Gardere Lane
Baton Rouge, LA 70820

Beginning Date: 07/06/2022
Beginning Time: 1513 hours

Ending Date: 07/06/2022
Ending Time: 1554 hours

We had an overflow at the South Treatment Plant that was due to high flows at the Preliminary Treatment Facility (PTF), that was caused by not enough drum screens online when flow increased. An estimated 40,000 gallons of influent wastewater overflowed onto plant grounds. Two hundred (200) pounds of HTH granular chlorine were used for cleanup measures. The Sanitary Sewer Overflow Response Plan was followed during this incident. If necessary an official written report will follow.

This overflow was called in and reported by the operator in charge to LDEQ on 07-06-2022 at 1612 hours.

NOTE: If you have any further questions or concerns please contact Mr. Greg Lewis, the South Wastewater Treatment Plant Manager at (225) 389-3136.

Thanks,

Cynthia Thomas

Wastewater Treatment Laboratory

City of Baton Rouge/Parish of East Baton Rouge

Department of Environmental Services

2850 Gardere Lane, Baton Rouge, LA 70820

Ph (225) 389-3240, ext. 5788

Part E:
Consent Decree
Compliance Status

Baton Rouge Consent Decree Quarterly Report Part E - Consent Decree Compliance Status

Requirement: Pursuant to Exhibit I of the Consent Decree, the City/Parish shall report Consent Decree compliance status in each quarterly report and provide a brief narrative summary of non-compliance items and any other information required to convey activity status as it relates to compliance or non-compliance with the Consent Decree.

Compliance Status

- The City/Parish was not in compliance with the North Wastewater Treatment Plant LPDES Permit No. LA0036439 AI# 4843 during the reporting period. The North Wastewater Treatment Plant (NWWTP) exceeded the permit effluent limits for both the BOD and TSS percent removal for the period shown in the table below. The total amount of stipulated penalties identified for non-compliant activities at the North Wastewater Treatment Plant during this reporting period is \$12,500. Non-compliance was due to operational issues at the NWWTP.

During this reporting period, influent BOD and TSS values were very low. Further noncompliance is not anticipated.

NWWTP	Permit Level	3 rd Quarter 2022			Stipulated Penalty		
		Jul	Aug	Sept	# of Occurrences	Per Occurrence	Total
<u>BOD</u>							
7-Day Avg. (mg/l)	45	C	C	C			
Monthly Avg. (mg/l)	30	C	C	C			
Monthly Avg. (lbs/day)	13,511	C	C	C			
Percent Removal	85%	62	55	57	3	\$2,500	\$7,500
<u>TSS</u>							
7-Day Avg. (mg/l)	45	C	C	C			
Monthly Avg. (mg/l)	30	C	C	C			
Monthly Avg. (lbs/day)	13,511	C	C	C			
Percent Removal	85%	83	71	C	2	\$2,500	\$5,000
<u>TRC**</u>							
Daily Max.(mg/l)	1.3	C	C	C			
<u>Total Nitrogen**</u>							
7-Day Avg. (mg/l)		20.5	20.5	20.5			
Monthly Avg. (mg/l)		20.5	20.5	20.5			
<u>Total Phosphorus**</u>							
7-Day Avg. (mg/l)		3.64	3.64	3.64			
Monthly Avg. (mg/l)		3.64	3.64	3.64			
<u>Fecal Coliform</u>							
7-Day Avg. (mg/l)	400 col/100ml	C	C	C			
Monthly Avg. (mg/l)	200 col/100ml	C	C	C			
Total							\$12,500

C-Compliance

- Reflects Permit

* Modifications as of 8/1/2016

**Modifications as of 9/1/2018

Part E - Consent Decree Compliance Status

2. The City/Parish was in compliance with the South Wastewater Treatment Plant LPDES Permit No. LA0036412 AI# 4841 during the reporting period

The City/Parish [is] [is not] in full compliance with Consent Decree for the period 07/01/22 to 09/30/22. If not, see comments above.