



Baton Rouge SSO Program

2002 Consent Decree

Quarterly Report No. 66

October 22, 2018

Department of Environmental Services



City of Baton Rouge
Parish of East Baton Rouge
222 St. Louis, 8th Floor
Baton Rouge, La 70802

Office: 225-389-3158
Fax: 225-389-5391

October 22, 2018

CERTIFIED – RETURN RECEIPT REQUESTED

Ms. Cheryl Seager
Director
Water Enforcement Branch (6EN-W)
Compliance Assurance and Enforcement Division
U.S. Environmental Protection Agency, Region VI
1445 Ross Avenue
Dallas, Texas 75202-2733

Re: City of Baton Rouge and Parish of East Baton Rouge
Consent Decree-Civil Action No. 01-978-B-M3
Sixty Sixth Quarterly Report - **Period Ending September 30, 2018**

Ms. Seager,

Pursuant to Paragraph 51 of the Consent Decree, the City of Baton Rouge and Parish of East Baton Rouge hereby submits the 66th Consent Decree Quarterly Report covering activities for the quarter ending September 30, 2018. An Executive Summary is included in the beginning of this report that describes the progress of compliance related activities of the program during the past quarter. In addition, this report contains a summary of compliance with and activities related to:

- Cross Connection Elimination Plan
- Collection System Preventive Maintenance Program (PMP)
- Sanitary Sewer Overflow Response Plan (SSORP)
- Reporting of Unauthorized Discharges
- Consent Decree Compliance Status

These activities are described in Sections VIII, IX, X, XI, XX and XXI of the Consent Decree.

Pursuant to Paragraph 49 and 117 of the Consent Decree, the City of Baton Rouge and Parish of East Baton Rouge hereby submits for review and approval three copies of the

66th Consent Decree Quarterly Report to the US EPA and LDEQ and one copy to the US DOJ and City/Parish DPW.

I certify that the information contained in or accompanying this Sixty Sixth quarterly report is true, accurate and complete. As to those identified portions of this document for which I cannot personally verify their truth and accuracy, I certify as the official having supervisory responsibility for the persons who, acting under my direct instructions, made the verification, that this is true, accurate and complete.

Sincerely,

A handwritten signature in blue ink, appearing to read 'R. Speer', is written over a faint, larger signature in the background.

Richard Speer, PE
Environmental Services Director

Cc: Honorable Sharon Weston-Broome, Mayor-President
Darryl Gissel, Chief Administrative Officer
Chief, Environmental Enforcement Section, US DOJ
Mr. Bobby Mayweather, LDEQ
Dr. Chuck Carr Brown, Secretary- LDEQ
Ms. Mona Bates, US EPA Region 6
Mr. Carlos Zequeira, (6RC-EA)
Ms. Darlene Whitten-Hill, (6EN-WC)
Ms. Lea Anne Batson
Mr. Bob Abbott
Mr. Joseph Young, CH2M
Ms. Elizabeth Gibert, CH2M
Mr. Carlos Giron, CH2M
Mr. Adam Smith
Ms. Cheryl Berry
Mr. Stan Redmond
Mr. Mark LeBlanc
Mr. John Ward
Mr. Mitch O'Brien

CITY-PARISH DEPARTMENTAL MEMORANDUM
WASTEWATER COLLECTION DIVISION

345 Chippewa St.
Baton Rouge, LA 70805

Date: October 19, 2018

To: Mr. Stan Redmond, Wastewater Collection Division
Mr. Paul Nata, Wastewater Collection Division
Ms. Cynthia Thomas, Wastewater Treatment and Disposal Division


From: Ms. Cheryl Berry, P.E., Sewer Administration Division

Re: City of Baton Rouge and Parish of East Baton Rouge
Consent Decree-Civil Action No. 01-978-B-M3
Sixty Sixth Quarterly Report – Period Ending September 30, 2018
Data Review


Sir or Madam:

Draft copies of the above referenced report have been submitted for your review. This review is to insure that the data submitted under your direction, has been stated in a truthful and accurate manner in the Sixty Sixth Quarterly Report. Once the review of your portion of data is complete and corrected, please sign below the paragraph stating that fact and return for processing.

Sincerely,


Cheryl D. Berry, PE
Sewer Administration

I certify that the information contained in or accompanying the portion of the Sixty Sixth Quarterly Report that I am responsible for is true, accurate, and complete. As to those identified portions of this document for which I cannot personally verify their truth and accuracy, I certify as the official having supervisory responsibility for the persons who, acting under my direct instructions, made the verification, that this is true, accurate and complete.



xc: Document Control

**CITY-PARISH DEPARTMENTAL MEMORANDUM
WASTEWATER COLLECTION DIVISION**

345 Chippewa St.
Baton Rouge, LA 70805

Date: October 19, 2018

To: Mr. Stan Redmond, Wastewater Collection Division
Mr. Paul Nata, Wastewater Collection Division
Ms. Cynthia Thomas, Wastewater Treatment and Disposal Division


From: Ms. Cheryl Berry, P.E., Sewer Administration Division

Re: City of Baton Rouge and Parish of East Baton Rouge
Consent Decree-Civil Action No. 01-978-B-M3
Sixty Sixth Quarterly Report – Period Ending September 30, 2018
Data Review


Sir or Madam:

Draft copies of the above referenced report have been submitted for your review. This review is to insure that the data submitted under your direction, has been stated in a truthful and accurate manner in the Sixty Sixth Quarterly Report. Once the review of your portion of data is complete and corrected, please sign below the paragraph stating that fact and return for processing.

Sincerely,


Cheryl D. Berry, PE
Sewer Administration

I certify that the information contained in or accompanying the portion of the Sixty Sixth Quarterly Report that I am responsible for is true, accurate, and complete. As to those identified portions of this document for which I cannot personally verify their truth and accuracy, I certify as the official having supervisory responsibility for the persons who, acting under my direct instructions, made the verification, that this is true, accurate and complete.



xc: Document Control

**CITY-PARISH DEPARTMENTAL MEMORANDUM
WASTEWATER COLLECTION DIVISION**

345 Chippewa St.
Baton Rouge, LA 70805

Date: October 19, 2018

To: Mr. Stan Redmond, Wastewater Collection Division
Mr. Paul Nata, Wastewater Collection Division
Ms. Cynthia Thomas, Wastewater Treatment and Disposal Division


From: Ms. Cheryl Berry, P.E., Sewer Administration Division

Re: City of Baton Rouge and Parish of East Baton Rouge
Consent Decree-Civil Action No. 01-978-B-M3
Sixty Sixth Quarterly Report – Period Ending September 30, 2018
Data Review

Sir or Madam:

Draft copies of the above referenced report have been submitted for your review. This review is to insure that the data submitted under your direction, has been stated in a truthful and accurate manner in the Sixty Sixth Quarterly Report. Once the review of your portion of data is complete and corrected, please sign below the paragraph stating that fact and return for processing.

Sincerely,


Cheryl D. Berry, PE
Sewer Administration

I certify that the information contained in or accompanying the portion of the Sixty Sixth Quarterly Report that I am responsible for is true, accurate, and complete. As to those identified portions of this document for which I cannot personally verify their truth and accuracy, I certify as the official having supervisory responsibility for the persons who, acting under my direct instructions, made the verification, that this is true, accurate and complete.



xc: Document Control

66th Quarterly Report - Executive Summary

General Overview

On March 14, 2002, the City of Baton Rouge, Louisiana and the Parish of East Baton Rouge, Louisiana (collectively “the City/Parish”) entered into a Consent Decree with the United States and the State of Louisiana. Since that time an Agreement and Order Regarding the Modification of the Consent Decree was lodged with the court in late 2008 and was approved by the Department of Justice (DOJ), Environmental Protection Agency (EPA), and Louisiana Department of Environmental Quality (LDEQ) in April 2009. This 2009 Consent Decree Modification specifically adopts the City/Parish’s September 2008 Second Remedial Measures Action Plan (RMAP2). In addition, in late 2012 the City/Parish submitted a request for compliance schedule extension which was approved by DOJ, EPA, and LDEQ on June 16, 2013 in the *Revised Second Agreement and Order Regarding the Modification of the Consent Decree* (aka *Revised Second Consent Decree Modification*) which was included as *Attachment 1: Revised Second Agreement and Order Regarding the Modification of the Consent Decree with the 45th Quarterly EPA Report*.

The following Quarterly Progress Report is hereby submitted to fulfill the reporting requirements described in Section XVIII – Reporting, of the 2002 Consent Decree. The sections in this Executive Summary and in the rest of this Quarterly Report highlight the work associated with the 2002 Consent Decree, the 2009 Consent Decree Modification, and the 2013 Revised Second Consent Decree Modification.

Report Organization

The report organization and description of what is included in each section of the Quarterly Report is as follows:

Executive Summary – This section herein, summarizes regulatory submittals, and activities that took place during the past quarter in addition to describing those items awaiting submittal/approval. This section also summarizes the compliance with and activities related to the implementation of the First Remedial Measures Action Plan (RMAP1) and Second Remedial Measures Action Plan (RMAP2) projects, including the status of design/construction projects in comparison to the schedules that have been established pursuant to the Consent Decree for those projects; and schedule deadlines and milestones achieved during the calendar quarter, as well as those expected to be achieved during the next quarter.

Summary of Activity Totals – This table summarizes the overall City/Parish service area maintenance activities per quarter.

Preventative Maintenance Plan Summary Totals (North, Central, and South) – These tables detail the maintenance activities performed in the North, South, and Central areas.

Part A: Cross-Connection Elimination Plan – This section summarizes any cross-connections identified and eliminated during the reporting period.

Part B: Preventative Maintenance Program – This section provides a brief description of preventative maintenance activities that took place during the reporting period.

Part C: Sanitary Sewer Overflow Response Plan – This section briefly summarizes activities related to compliance/noncompliance with the Sanitary Sewer Overflow Response Plan (SSORP) requirements of the Consent Decree during the reporting period.

Part D: Reporting of Unauthorized Discharges – This section summarizes the details of each unauthorized discharge occurring during the reporting period.

Part E: Consent Decree Compliance Status – This section briefly summarizes whether or not the City/Parish is in compliance or non-compliance with the Consent Decree.

Part F: Supplemental Environmental Projects (SEP) – This section summarizes the status of the SEP projects. However, currently all SEP projects have been completed and the final SEP Completion Report has been submitted. Therefore, this section is not included in the Quarterly Report for this reporting period.

The rest of this section highlights activities that are to be included in the Executive Summary Section of the Quarterly Report. Additionally, the remainder of the Quarterly Report sections is attached as well.

Summary of Regulatory Actions (Quarter Ending September 30, 2018)

This portion of the Executive Summary highlights significant dates on which the City/Parish submitted deliverables to the Department of Justice (DOJ), Environmental Protection Agency (EPA), and Louisiana Department of Environmental Quality (LDEQ). Additionally, this list also reports all meetings and phone conversations that have taken place during the past quarter with parties listed.

History of Submittals

A summary of important regulatory submittals to date provided by the City/Parish to the EPA, DOJ, and LDEQ is presented in Table 1.

Table 1. DOJ, EPA, and LDEQ Submittal History

Name	Date Submitted	Additional Information
Sewer System Model Verification and Revised Second Remedial Action Plan	November 2006	Submittal of CDM's 2005 RMAP2 Report with changes in the South WWTP Projects
Addressing Existing Noncompliance Issues and Future Wet Weather Flow Management Requirements at the South WWTP	January 2007	Summary of findings/recommendations for the South WWTP
EPA RMAP2 Approval Letter	July 2007	EPA Letter Approving November 2006 Submittal and South WWTP recommendations. Disapproved interim limits and left for further discussion the time extension request due to hurricanes
South WWTP Summary of Immediate Action Plan Projects	October 2007	Summary of IAP projects to date, per EPA phone request on October 12, 2008
EPA RMAP1 Project Status Report	December 2007	Summary of RMAP1 projects to date, including request for time extension
EPA Prioritization Submittal	April 2008	Summary of program/RMAP2 prioritization, maps, draft milestones, per EPA phone request on February 12, 2008
EPA Memorandum - Consolidation of South and Central Wastewater Treatment Plants in Baton Rouge, Louisiana	August 2008	City/Parish request "no objection" for the retirement of the Central WWTP
Request for Modification to the Approved RMAP2 Submittal - Second Remedial Measures Action Plan (RMAP2) Submittal for the Baton Rouge SSO Control and Wastewater Facilities Program	September 2008	City/Parish formal RMAP2 Submittal
Response to Public Comments of the Agreement and Order Regarding the Modification of the Consent Decree – Civil Action No. 01-978-B-M3 (M.D. La.)	January 2009	City/Parish draft response to public comments regarding the Consent Decree Modification
Updated Response to Public Comments of the Agreement and Order Regarding the Modification of the Consent Decree – Civil Action No. 01-978-B-M3 (M.D. La.)	February 2009	City/Parish final response to public comments regarding the Consent Decree Modification
Signed Agreement and Order Regarding Modification of the Consent Decree – Civil Action No. 01-978-B-M3 (M.D. La.)	April 2009	DOJ/EPA approval of the <i>Second Remedial Measures Action Plan (RMAP2) Submittal for the Baton Rouge SSO Control and Wastewater Facilities Program Report</i> submitted by the City/Parish in September 2008, also included as an attachment in the signed Agreement and Order.

Table 1. DOJ, EPA, and LDEQ Submittal History

Name	Date Submitted	Additional Information
Request for Time Extension/Modification of the Compliance Schedule in the Approved RMAP2 Submittal – Civil Action No. 01-978-B-M3 (M.D. La.)	July 2011	City/Parish formal Request for Time Extension/Modification of the Compliance Schedule (3 years)
Modified Request for Time Extension/Modification of the Compliance Schedule in the Approved RMAP2 Submittal – Civil Action No. 01-978-B-M3 (M.D. La.)	October 2012	City/Parish formal Request for Time Extension/Modification of the Compliance Schedule (4 years)
Signed Revised Second Agreement and Order Regarding Modification of the Consent Decree – Civil Action No. 01-978-B-M3 (M.D. La.)	June 2013	DOJ/EPA approval of the City/Parish’s 4-year extension request from October 2012 (revised compliance schedule is included as an attachment in the signed Agreement and Order)
Response of City Of Baton Rouge/Parish Of East Baton Rouge To Administrative Order (AO) Docket Number CWA-06-2016-1767 dated April 15, 2016	May 2016	Final memorandum issued to EPA June 1, 2016 describing completion of all activities required under the AO ahead of required AO deadline of June 17, 2016.
Request for Extension on Industrial Use Survey (Pre-Treatment) City of Baton Rouge/Parish of East Baton Rouge Administrative Order – CWA-06-2016-1749 Agency Interest No. 4841 Water Permit No. LA0036412,LA0036439, LA0036421	August 2016	Request for extension of date to complete Industrial User (IU) Survey, the final task to address the administrative order, due to the Great Flood of 2016 and its impact on businesses.
City of Baton Rouge and Parish of East Baton Rouge Consent Decree-Civil Action No. 01-978-B-M3 Completion of 66% Milestone	November 2016	Notification of completion of final 66% milestone project, Highland Road-Burbank Drive Sewer Area Upgrades (08-FM-ST-0023), which had been delayed due to the contractor defaulting on the project, requiring the remaining work to be compiled into another project and the advertisement period to begin again.
Final Report Administrative Order – CWA-06-20161749, Agency Interest No. 4841, Water Permit No. LA0036412, LA0036439, LA0036421	December 2016	Notification of completion of all administrative order findings and items.

Below in Table 2 is a summary of Consent Decree reporting deliverables.

Table 2. Summary of Consent Decree Reporting Deliverables

Name	Deadline	Completion Date	Resubmission/Update
<i>Quarterly Reports</i>			
	65 th	31-Jul-18	25-Jul-18
	64 th	31-Apr-18	23-Apr-18
	63 rd	31-Jan-18	Jan-23-18
	62 nd	31-Oct-17	23-Oct-17
	61 st	31-Jul-17	24-Jul-17
	60 th	31-Apr-17	26-Apr-17
	59 th	31-Jan-17	20-Jan-17
	58 th	31-Oct-16	21-Oct-16
	57 th	31-Jul-16	22-Jul-16
	56 th	31-Apr-16	22-Apr-16
	55 th	31-Jan-16	23-Jan-16

Table 2. Summary of Consent Decree Reporting Deliverables

Name	Deadline	Completion Date	Resubmission/Update
	54 th	31-Oct-15	23-Oct-15
	53 rd	31-Jul-15	24-Jul-15
	52 nd	31-Mar-15	24-Mar-15
	51 st	31-Jan-15	21-Jan-15
	50 th	31-Oct-14	20-Oct-14
	49 th	31-Jul-14	22-Jul-14
	48 th	30-Apr-14	21-Apr-14
	47 th	31-Jan-14	21-Jan-14
	46 th	31-Oct-13	18-Oct-13
	45 th	31-Jul-13	24-Jul-13 1-Aug-13
	44 th	30-Apr-13	19-Apr-13
	43 rd	31-Jan-13	25-Jan-13
	42 nd	31-Oct-12	23-Oct-12
	41 st	31-Jul-12	25-Jul-12
	40 th	30-Apr-12	26-Apr-12
	39 th	31-Jan-12	26-Jan-12
	38 th	31-Oct-11	26-Oct-11
	37 th	31-Jul-11	27-Jul-11
	36 th	30-Apr-11	27-Apr-11
	35 th	31-Jan-11	28-Jan-11
	34 th	31-Oct-10	25-Oct-10
	33 rd	31-Jul-10	26-Jul-10
	32 nd	30-Apr-10	26-Apr-10
	31 st	31-Jan-10	25-Jan-10
	30 th	31-Oct-09	23-Oct-09
	29 th	31-Jul-09	24-Jul-09
	28 th	30-Apr-09	24-Apr-09
	27 th	31-Jan-09	30-Jan-09
	26 th	31-Oct-08	17-Oct-08
	25 th	31-Jul-08	25-Jul-08
	24 th	30-Apr-08	20-Apr-08
	23 rd	31-Jan-08	23-Jan-08
	22 nd	31-Oct-07	23-Oct-07
	21 st	31-Jul-07	23-Jul-07

Table 2. Summary of Consent Decree Reporting Deliverables

Name	Deadline	Completion Date	Resubmission/Update
	20 th	30-Apr-07	25-Apr-07
	19 th	31-Jan-07	26-Jan-07
	18 th	31-Oct-06	25-Oct-06
	17 th	31-Jul-06	28-Jul-06
	16 th	30-Apr-06	24-Apr-06
	15 th	31-Jan-06	23-Jan-06
	14 th	31-Oct-05	21-Oct-05
	13 th	31-Jul-05	15-Jul-05
	12 th	30-Apr-05	11-Apr-05
	11 th	31-Jan-05	24-Jan-05
	10 th	31-Oct-04	27-Oct-04
	9 th	31-Jul-04	26-Jul-04
	8 th	30-Apr-04	23-Apr-04
	7 th	31-Jan-04	30-Jan-04
	6 th	31-Oct-03	30-Oct-03
	5 th	31-Jul-03	17-Jul-03
	4 th	30-Apr-03	24-Apr-03
	3 rd	31-Jan-03	27-Jan-03
	2 nd	31-Oct-02	23-Oct-02
	1 st	31-Jul-02	23-Jul-02
<i>Annual Reports</i>			
	2017	31-Jan-18	30-Jan-18
	2016	31-Jan-17	30-Jan-17
	2015	31-Jan-16	30-Jan-16
	2014	31-Jan-15	30-Jan-15
	2013	31-Jan-14	30-Jan-14
	2012	31-Jan-13	29-Jan-13
	2011	31-Jan-12	28-Jan-12
	2010	31-Jan-11	28-Jan-11
	2009	31-Jan-10	31-Jan-10
	2008	31-Jan-09	31-Jan-09
	2007	31-Jan-08	31-Jan-08
	2006	31-Jan-07	27-Jan-07
	2005	31-Jan-06	24-Jan-06

Table 2. Summary of Consent Decree Reporting Deliverables

Name	Deadline	Completion Date	Resubmission/Update
	2004	31-Jan-05	31-Jan-05
	2003	31-Jan-04	30-Jan-04
	2002	31-Jan-03	29-Jan-02
<i>Other Reports and Plans</i>			
Collection System PMP Plan	30-Mar-01	29-Mar-01	
Treatment Plant PMP Plan	30-Mar-01	29-Mar-01	
Treatment Facility Assessment Report	30-Mar-02	26-Mar-02	
SEP Completion Report	15-Sep-04	10-Sep-04	
2 nd RMAP Report	1-Dec-02	20-Nov-02	8-Sep-08
RMAP1 Completion Report	30-Apr-11	27-Apr-11	
Updated Outreach and Public Awareness Plan		13-Nov-01	27-Apr-11
RMAP2 33% Milestone Completion Report		21-Jul-15	
RMAP2 66% Milestone Completion Report		21-Jul-15	

RMAP1 Status and Schedule for Completion

The RMAP1 projects listed in Exhibit F of the Consent Decree were those projects common to the alternatives presented in Section XII - Remedial Measures: Collection System Remedial Program of the Consent Decree. There are a total of nineteen of these “common” projects that were identified through various modeling and Value Engineering efforts associated with the original Sanitary Sewer Overflow (SSO) Corrective Action Plan developed by Montgomery Watson (MWH) in 1998. These projects were common to the alternative plans presented in the Consent Decree that were focused on utilizing deep tunnels/storage to control the SSOs throughout the City/Parish’s wastewater collection system. The phased implementation of these RMAP1 projects initially began sometime at the end of 1999 and the beginning of 2000. These projects were planned to start and finish at different times due to funding constraints.

Since the date of entry into the Consent Decree, the City/Parish has been diligently working on the design and construction of these RMAP1 projects and has completed most of them either on, or ahead of schedule. However, during the planned execution of these projects significant events have taken place with the change in technical approach of the Collection System Remedial Program that affected some of these projects.

In the years 2004 and 2005, the City/Parish decided to re-evaluate the planned technical approach of their Collection System Remedial Program, while in the process of executing the RMAP1 projects. The review resulted in a significant change in technical approach from deep tunnels and storage, to sewer rehabilitation. Therefore, the original RMAP1 projects not yet been initiated were all re-examined, and some wound up not fitting into the “new” plan. These projects were then shelved, and others were re-evaluated to see if they fit into the new plan. During this time period the City/Parish’s consultants that were hired to help plan and execute these projects were changed as well. CH2M HILL is currently the City/Parish’s consultant for the SSO Control and Wastewater Facilities Program.

In December 2007, the City/Parish and CH2M HILL submitted a detailed *RMAP1 Status Report* to the EPA that summarized the status to date of all of the RMAP1 projects. This report included a formal “Request for Time Extension” for those RMAP1 projects not yet completed, and a corresponding schedule for project completion. This report was submitted as the milestone requirement pursuant to Section XVIII – Reporting, of the Consent Decree. This report and request for time extension was verbally approved by the EPA during the conference call on February 12, 2008.

The City/Parish re-submitted RMAP1 milestones as outlined in the *Second Remedial Measures Action Plan (RMAP2) Submittal for the Baton Rouge Sanitary Sewer Overflow Control and Wastewater Facilities Program* (September 2008).

As previously mentioned, the 2009 Consent Decree Modification was approved in April 2009 by DOJ, EPA, and LDEQ. This approval formally accepted the RMAP1 milestones presented in the *Second Remedial Measures Action Plan (RMAP2) Submittal for the Baton Rouge Sanitary Sewer Overflow Control and Wastewater Facilities Program* (September 2008).

The current status of the RMAP1 projects is presented in Table 3 below. All 14 RMAP1 projects are functionally completed, and 13 of the 14 were done either on, or ahead of schedule. The RMAP1 - Industriplex project had several issues arise during the construction phase pertaining to unavoidable utility conflicts, difficult easement acquisitions, alignment changes, and permitting and other utility coordination issues that caused significant delays with the project which could not be overcome by reasonable actions by the City/Parish and its construction contractor. This project is functionally complete and has been in operation since 1st quarter 2011. The City/Parish asserts that this project is not susceptible to stipulated penalties due to the circumstances of the delay beyond the control of the City/Parish. The circumstances behind the delay are explained in detail below and have been also mentioned in the previous Quarterly EPA Reports. The *RMAP1 Completion Report* was included previously in *Attachment 1: Updated Outreach and Public Awareness Plan and RMAP1 Completion Report* at the end of the 36th Quarterly EPA Report.

Table 3. EPA Consent Decree Summary and RMAP1 Milestones

		Projects Completed	Projects Completed	Project Status Summary
Milestone Date		S/4/2007	9/1/2008	
Construction Status		Complete	Complete	
Consent Decree Projects	Corresponding City/Parish Projects			
N-05 PS 24 Area Upgrades	*PS 24/43 Area Upgrade (01-RMP-N05)	●		
N-06 PS 43 Area Upgrades				
N-09 PS 44/46 Area Upgrades	PS 44/46 Area Upgrades (01-RMP-N09)	●		
N-10 PS 240 Area Upgrades	PS 240 Area Upgrades (01-RMP-N10)	●		
***N-99 North Further Investigations	NTSN SS Eval. Study (99-RMP-N-99)	●		
	**Bellingrath Rehab. (03-RMP-N14) (NSRP)	●		
	**Frenchtown Road Sewer Rehab. (03-RMP-N15)	●		
	**North Area Comprehensive Rehab. (03-RMP-N23)	●		
	**PS 45 Area Rehab. (00-RMP-N31)	●		
C-03 PS 2 Area Rehabilitation	PS 2 Area Upgrades (01-RMP-C03)	●		
S-01B SWWTP Influent PS	SSO SWWTP Infl. PS Upgrade (99-RMP-SO1B)	●		
S-11 PS 40 Area Rehabilitation	S-11 PS 40 Area Rehabilitation	●		
***S-99 South Further Investigations	SSO Engr-South (99-RMP-S99)	●		
	PS 944 Area Upgrade Grv Sewer (99-RMP-S99)	●		
	PS 944 Area Upgrade (99-RMP-S99)	●		

Table 3. EPA Consent Decree Summary and RMAP1 Milestones

		Projects Completed	Projects Completed	Project Status Summary
Milestone Date		5/4/2007	9/1/2008	
Construction Status		Complete	Complete	
Consent Decree Projects	Corresponding City/Parish Projects			
	PS 177 Area Upgrade (99-RMP-S99)	●		
	**PS 211 Area Upgrades (99-RMP-S11)	●		
N-01 Choctaw Basin Return System	Choctaw Area Storage (04-RMP-N22)			RMAP1 project suspended. Project is included as RMAP2: Choctaw Storage.
N-13 North Choctaw Basin System	S-05 PS 58B Area Upgrades MWH RMAP2			RMAP1 project suspended. Project is included as RMAP2: Choctaw Storage PS.
N-04 PS 47 Area Upgrades	N-04 PS 47 Area Upgrades			RMAP1 project suspended. Project is included as RMAP2: Group Project 1B – Veterans Memorial Parkway PS FM.
N-07 PS 39/55 Area Upgrades	N-07 PS 39/55 Area Upgrades			RMAP1 project suspended. Project is included as RMAP2: Group Project 1B – Veterans Memorial Parkway PS FM.
N-11 PS 65 Area Upgrades	PS 65 and 65A Area Upgrades (01-RMP-N11)			Project suspended. Evaluated for inclusion in RMAP2 and Master Plan. Project proposed as a part of the Master Plan.
N-02 PS 49/52 Area Upgrades	PS 49/52 Area Upgrade (01-RMP-N02)		4 th Quarter 2008	Project completed – 4th quarter 2008 (at 80% complete with construction). Project was in dispute with construction contractor. Both parties reached an agreement on terms and job was closed at 80% complete.
N-12 North Sewer Rehab Projects	North Sewer Rehab Projects (03-RMP-N12)		4 th Quarter 2007	Project completed – 4th quarter 2007.
S-08 Industriplex Area Upgrades	Industriplex Area PS 355 and FM Upgrades (99-RMP-S08)		2 nd Quarter 2010	Project completed – 1st quarter 2011.
S-14 Kleinpeter Area Upgrades	Kleinpeter Area Upgrades (03-RMP-S14)		2 nd Quarter 2010	Project completed – 2nd quarter 2009.
S-16 PS 136 Area Upgrades	PS 136 Area Upgrades (99-RMP-S16)		2 nd Quarter 2010	Project completed – 2nd quarter 2010.
*Notes: This project was executed as a combination of two RMAP1 projects				
**Notes: These projects were added as RMAP1 projects by the City/Parish after entry into the Consent Decree				
***Notes: This RMAP1 project was split up into multiple projects for better execution				

RMAP2 Project Descriptions and Schedule for Completion

The City/Parish and CH2M HILL are actively moving forward with the execution of the RMAP2 projects included herein, as outlined in the April 2009 Consent Decree Modification by DOJ, EPA, and LDEQ (that adopts the corresponding), *Second Remedial Measures Action Plan (RMAP2) Submittal for the Baton Rouge Sanitary Sewer Overflow Control and Wastewater Facilities Program* (September 2008). In addition, the City/Parish is adhering to the revised compliance schedule approved in the June 2013 *Revised Second Consent Decree Modification* by DOJ, EPA, and LDEQ that formally approves the City/Parish's 4-year extension request. The extension was the focus of the *Modified Request for Time*

Extension/Modification of the Compliance Schedule in the Approved RMAP2 Submittal (October 2012). The modified request document was included previously as *Attachment 1: Revised Second Agreement and Order Regarding the Modification of the Consent Decree* in the 45th Quarterly EPA Report.

In preparing the 2008 report, priority was given to the locations of known overflows (in order to reduce the frequency of overflows) and projects required to get the wastewater treatment plants in compliance with the Louisiana Pollution Discharge Elimination System (LPDES) permits. Areas of the collection system that were found to have excessive levels of infiltration or inflow were identified for rehabilitation. Hydraulic capacity improvement projects were initiated and size modification were performed to accommodate the predicted designed peak wet weather flows and the anticipated growth in the project areas. Peak wet weather flows were predicted based on the previously selected/inherited (2002) 2-year frequency, 12-hour duration design storm approved by the EPA prior to 2006. Although many of these RMAP2 projects have already been completed, many are still underway due to the very tight schedule required by the Consent Decree. The RMAP2 project milestone schedules are extremely compressed. To this end, given that it takes approximately 2 to 4 years for a typical project to be completed through the pre-design, design, and construction phases, most projects are being worked on simultaneously.

The City/Parish is working diligently on meeting and exceeding the RMAP2 schedules. The City/Parish is encountering many issues/effects from construction activities. Contractor and workforce availability have continued to be issues of concern. In addition, the capacity of both internal and external support functions continues to be an issue of concern, particularly due to the stresses already placed on several key support roles, especially with regards to the City/Parish procurement system, and to a lesser degree with state/local permit acquisitions/approvals. All of these support systems are under strain as RMAP2 work continues.

The City/Parish continues documenting the impact of force majeure events that have affected the Baton Rouge Area, such as the impacts of the Mississippi River Flood (May 20, 2013); Hurricanes Katrina, Rita, Gustav, and Isaac; the Gulf of Mexico oil spill; 2011 Mississippi River flood; Tropical Storm Lee; the 2015 and 2016 Mississippi River floods; the August Flood of 2016, and other extreme storm events. These events not only impact project costs, but also contractor availability and project schedules.

This quarter, a Force Majeure event impacted the projects of the SSO Program. A Tropical Storm Warning was in effect in Louisiana and includes threats of strong gusty winds, coastal flooding and heavy rainfall, with the primary impacts occurring from September 4, 2018 through September 5, 2018. In response, the Governor of the State of Louisiana, John Bel Edwards, ordered and directed a statewide state of emergency (please see Attachment A: Force Majeure Notification – Proclamation Number 134 JBE 2018, State of Emergency – Tropical Storm Gordon) as a result of Tropical Storm Gordon. The Governor's order is effective September 3, 2018 until October 3, 2018.

The Consent Decree schedule is very demanding and the time lost from Force Majeure events has affected not only the critical early planning stages of the program, but also had significant impacts on construction, project schedules and implementation, now and into the future. The City/Parish keeps track of these events in regard to their potential effect on schedule and compliance, and the potential effect on the associated construction costs and contractor availability for RMAP2 project work. As the work progresses on the remaining projects, the City/Parish will continue to document all project schedule delays related to force majeure events in the Quarterly and Annual EPA Reports.

The City/Parish refined and performed quality control reviews of the hydraulic model of the sewer system, incorporating new information as it became available. These on-going refinements altered the RMAP2 projects to improve their effectiveness. With the EPA and LDEQ approval, the City/Parish regularly documents RMAP2 project changes (scope changes, project additions, project deletions, and schedule changes) in the Quarterly and Annual EPA Reports.

The Program Delivery Plan (PDP) was updated in the end of 2017. Tables 4, 5 and 6 were updated to reflect any project changes associated with the SSO Program.

As noted in Table 1, the City/Parish submitted an updated request for time extension (4 years) for the RMAP2 projects listed below on October 23, 2012 included in the document titled *Modified Request for Time Extension/Modification of the Compliance Schedule in the Approved RMAP2 Submittal* which was signed/formalized by DOJ/EPA/LDEQ in June

2013. The City/Parish has incorporated schedule modifications in order to take into account the changes included in the approved 4 year request for time extension. In addition, any other specific project changes since the extension approval or delays are noted in the Tables 4, 5, and 6 in this section.

The RMAP2 projects are separated into three categories with descriptions and schedules provided for all projects, current through September 30, 2018.

Category 1: Comprehensive Sewer Basin Rehabilitation

Based on sewer system digital model analysis and flow monitoring, approximately twenty-six (26) sub-basins within the collection system require comprehensive rehabilitation. Sewer system comprehensive rehabilitation projects will be implemented to repair or replace components of the system that are defective and permit excessive infiltration and inflow.

Table 4 presents the Category 1 comprehensive rehabilitation sub-basin projects and anticipated delivery milestone schedules. Project status summaries are provided for those projects already underway, current through September 30, 2018.

Note that any pump station improvements are included in the projects listed in Category 2, Pump Station and Transmission Improvements on the following pages.

Table 4. Updated EPA Consent Decree RMAP 2 Milestones for Category 1 Projects

Construction Milestone	33% Milestone	66% Milestone	100% Milestone	Project Status Summaries
	1 st QTR 2013	2 nd QTR 2015	4 th QTR 2018	
Milestone Date	Functionally Complete*	Functionally Complete*	Functionally Complete*	
Jefferson Hwy – HooShooToo Road	●			Project completed – 3 rd quarter 2009.
Staring Lane – Boone Drive Area Rehabilitation Project	●			Project completed – 2 nd quarter 2010.
Burbank Drive – Gardere Lane Area Rehabilitation Project	●			Project completed – 1 st quarter 2011.
Oak Villa – Choctaw Street Area Rehabilitation Project	●			Project completed – 3 rd quarter 2011.
Scotland Avenue – Progress Road Area Rehabilitation Project	●			Project completed – 2 nd quarter 2011.
Elm Grove Garden Road – Harding Boulevard Area Rehabilitation Project	●			Project completed – 3 rd quarter 2011.
Sharp Road – Florida Boulevard Area Rehabilitation Project	●			Project completed – 3 rd quarter 2012.
Kenilworth Boulevard – Boone Drive Area Rehabilitation Project	●			Project completed – 3 rd quarter 2012.
Foster Drive – Government Street Area Rehabilitation Project Phase A	●			Project completed – 4 th quarter 2011.
Foster Drive – Government Street Area Rehabilitation Project Phase B	●			Project completed – 3 rd quarter 2012.
Silverleaf Road – Ford Street Area Rehabilitation Project	●			Project completed – 4 th quarter 2012.
Brookstown Road – Evangeline Street Phase I Area Rehabilitation Project	●			Project completed – 4 th quarter 2012.
Brookstown Road – Evangeline Street Phase II Area Rehabilitation Project	●			Project completed – 4 th quarter 2012.

Table 4. Updated EPA Consent Decree RMAP 2 Milestones for Category 1 Projects

Construction Milestone	33% Milestone	66% Milestone	100% Milestone	Project Status Summaries
	1 st QTR 2013	2 nd QTR 2015	4 th QTR 2018	
Milestone Date	Functionally Complete*	Functionally Complete*	Functionally Complete*	
Construction Status				
Bluebonnet Blvd – Jefferson Hwy Phase I Area Rehabilitation Project		●		Project completed – 4 th quarter 2012.
Bluebonnet Blvd – Jefferson Hwy Phase II Area Rehabilitation Project		●		Project completed – 1 st quarter 2013.
Highland Road – Washington Street Area Rehabilitation Project		●		Project completed – 3 rd quarter 2013.
Stanford Avenue – Morning Glory Road Area Rehabilitation Project	●			Project completed – 4 th quarter 2012.
Airline Highway – Goodwood Blvd Phase I Area Rehabilitation Project		●		Project completed – 3 rd quarter 2014.
Airline Highway – Goodwood Blvd Phase II Area Rehabilitation Project		●		Project completed – 2 nd quarter 2015.
Acadian Thruway – Claycut Road Area Rehabilitation Project		●		Project completed – 1 st quarter 2013.
Acadian Thruway – Perkins Road Area Rehabilitation Project	●			Project completed – 4 th quarter 2012.
Antioch Road – Chadsford Drive Area Rehabilitation Project		●		Project completed – 2 nd quarter 2015.
Jones Creek Road – Tiger Bend Road Area Rehabilitation Project			●	Project completed – 1 st quarter 2016.
Scenic Highway – Spanish Town Road Phase I Area Rehabilitation Project		●		Project completed – 2 nd quarter 2015.
Scenic Highway – Spanish Town Road Phase II Area Rehabilitation Project			●	Project completed – 2 nd quarter 2016.
Siegen Lane – Interstate 10 Area Rehabilitation Project			●	Project completed – 2 nd quarter 2017.
Interstate 110 – Hollywood Street Area Rehabilitation Project			●	Project completed – 3 rd quarter 2015.
Ardenwood Drive – Winbourne Street Area Rehabilitation Project			●	Project completed – 3 rd quarter 2016.
Flannery Road – Florida Boulevard Phase I Area Rehabilitation Project			●	Project completed – 3 rd quarter 2017.
Flannery Road – Florida Boulevard Phase II Area Rehabilitation Project			●	Construction 85% complete and ongoing.
East Boulevard – Government Street Area Rehabilitation Project			●	Project completed – 3 rd quarter 2017.
North 38 th Street – Gus Young Avenue Area Rehabilitation Project			●	Project completed – 3 rd quarter 2018.

*A project is deemed “Functionally Complete” when a project has been constructed in accordance with the engineering and operation specifications and has been tested to function as required. The definition functionally complete may or may not mean that the asset has been put into service as designed. Further definition can be found within Quarterly Report #56.

Category 2: Pump Station and Transmission Improvements

The Infoworks digital wastewater model was used to identify necessary increases in capacity of existing gravity mains, pump stations, and transmission mains to accommodate peak wastewater flows remaining in the rehabilitated collection system. Table 5 presents a list of Category 2 projects with corresponding milestone schedules. Project status summaries are provided for those projects already underway, current through September 30, 2018.

Table 5. EPA Consent Decree RMAP2 Milestones for Category 2 Projects

Construction Milestone	33% Milestone	66% Milestone	100% Milestone	Project Status Summaries
	1 st QTR 2013	2 nd QTR 2015	4 th QTR 2018	
Milestone Date	Functionally Complete*	Functionally Complete*	Functionally Complete*	
Construction Status				
Capitol Lake – Gayosa Street Area Capacity Improvements	●			Project completed – 2 nd quarter 2012.
Gurney Road – Joor Road	●			Project completed – 4 th quarter 2009.
Sullivan Rd./Lovett Rd./Wax Rd. Sewer Upgrades	●			Project completed – 1 st quarter 2011.
Comite Road – Foster Road Sewer Area Upgrades - Phase I	●			Project completed – 2 nd quarter 2010.
Foster Road –Hooper Road Sewer Area Upgrade	●			Project completed – 4 th quarter 2010.
Zachary Area Transmission Network Improvements Phase I - 3 Pump Stations and Equalization Basin		●		Project completed – 1 st quarter 2013.
Zachary Area Transmission Network Improvements Phase II–Red Mud Lakes Forcemain to NWWTP		●		Project completed – 2 nd quarter 2016.
Zachary Area Transmission Network improvements Phase III – Forcemain to Highway 964 to Red Mud Lakes		●		Project completed – 4 th quarter 2014.
Zachary Area Transmission Network Improvements Phase IV–Zachary Improvements		●		Project completed – 4 th quarter 2011.
Zachary Area Transmission Network Improvements Phase V – Zachary Improvements			●	Project completed – 1 st quarter 2017.
South Boulevard – St. Joseph Street Sewer Area Upgrades	●			Project completed – 2 nd quarter 2012.
South Boulevard – St. Joseph Street Sewer Area Upgrades – Phase B			●	Project completed – 3 rd quarter 2017.
Downtown Area Pump Station Improvements		●		Project completed – 2 nd quarter 2012.
Highland Road – Buchanan Street Sewer Area Upgrades	●			Project completed – 4 th quarter 2011.
Citiplace/Essen Area - PS119 & Forcemain Improvements	●			Project completed – 3 rd quarter 2012.
Group Project 1A (Metro Airport Sewer Upgrades)		●		Project completed – 2 nd quarter 2013.
Group Project 1B (Metro Airport Sewer Area Pump Station & Forcemain Upgrades)		●		Project completed – 1 st quarter 2016.

Table 5. EPA Consent Decree RMAP2 Milestones for Category 2 Projects

Construction Milestone	33% Milestone	66% Milestone	100% Milestone	Project Status Summaries
	1 st QTR 2013	2 nd QTR 2015	4 th QTR 2018	
Milestone Date	Functionally Complete*	Functionally Complete*	Functionally Complete*	
Construction Status				
Perkins/Old Perkins Area - Booster PS 514 Improvements		●		Project completed – 2 nd quarter 2013.
Group Project 2 (Old Perkins – Highland Road Area Upgrades)	●			Project completed – 2 nd quarter 2012.
Highland Road – Burbank Drive Capacity Improvements		●		Project completed – 4 th quarter 2016.
Nicholson Drive – Highland Road – Perkins Road Capacity Improvements Phase A		●		Project completed – 1 st quarter 2012.
Nicholson Drive – Highland Road – Perkins Road Capacity Improvements Phase B		●		Project completed – 1 st quarter 2015.
Bayou Duplantier Area Sewer Upgrades		●		Project completed – 3 rd quarter 2013.
25th Street - North Acadian Thruway	●			Improvements constructed in Capital Lake-Gayosa Drive Project and South Blvd.-Saint Joseph Street Project. See status updates for the two projects mentioned in this table above.
Government St - South Acadian Thruway Sewer Area Upgrades			●	Project completed – 1 st quarter 2016.
Plank Road-Kleinpeter Road Sewer Area Upgrades		●		Project completed – 1 st quarter 2016.
O’Neal Lane Pipeline Improvements – Group A		●		Project completed – 4 th quarter 2014.
O’Neal Lane Pipeline Improvements – Group B		●		Project completed – 2 nd quarter 2015.
Multiple PS - Nicholson Dr - Brightside Dr		●		Project completed – 2 nd quarter 2015.
Pump Station 58 Capacity Improvements		●		Project completed – 1 st quarter 2015.
Staring Lane FM (Phase I - Burbank Drive to Highland Road)	●			Project completed – 2 nd quarter 2010.
Staring Lane FM (Phase II-Highland Road to Perkins Road)		●		Project completed – 4 th quarter 2013.
Staring Lane FM (Phase III - Perkins to PS58)		●		Project completed – 3 rd quarter 2014.
Multiple PS - Jefferson Hwy - Park Forest Dr		●		Project completed – 3 rd quarter 2012.
Airline Highway Pipeline Improvements-Phase A			●	Project completed – 3 rd quarter 2017.
Airline Highway Pipeline Improvements-Phase B			●	Project completed – 3 rd quarter 2018.
Multiple PS - Highland Road - Kenilworth Parkway			●	Project completed – 2 nd quarter 2017.
Florida Boulevard Pump Station Improvements			●	Construction is approximately 85% complete and ongoing.
Plank Road Pump Station Improvements			●	Project completed – 1 st quarter 2017.

Table 5. EPA Consent Decree RMAP2 Milestones for Category 2 Projects

Construction Milestone	33% Milestone	66% Milestone	100% Milestone	Project Status Summaries
	1 st QTR 2013	2 nd QTR 2015	4 th QTR 2018	
Milestone Date	Functionally Complete*	Functionally Complete*	Functionally Complete*	
Construction Status	Functionally Complete*	Functionally Complete*	Functionally Complete*	
Multiple PS - Highway 61 - Plank Road			●	Project completed – 2 nd quarter 2018.
O’Neal Lane Pump Station Improvements – Group A			●	Project completed – 2 nd quarter 2017.
O’Neal Lane Pump Station Improvements – Group B			●	Project completed – 3 rd quarter 2017.
Sherwood Forest Blvd – Goodwood Blvd Pipeline Improvements			●	Project completed – 1 st quarter 2018.
Joor Road - Greenwell Springs Road Sewer Area Upgrades			●	Project completed – 3 rd quarter 2018.
Plank Road - Port Hudson Pride Road Sewer Area Upgrades			●	Project completed – 3 rd quarter 2015.
Highland Road Pipeline Improvements-Group A			●	Project completed – 3 rd quarter 2016.
Highland Road Pipeline Improvements-Group B			●	Project completed – 2 nd quarter 2017.
Oak Villa Boulevard - Monterrey Boulevard Sewer Area Upgrades			●	Project completed – 2 nd quarter 2017.
Lovett Road – Greenwell Springs Road Sewer Area Upgrades			●	Construction is approximately 95% complete and ongoing.
Hooper Road Pump Station Improvements			●	Project completed – 3 rd quarter 2018.
Multiple PS - Prescott Rd-Greenwell Springs Rd			●	Construction is approximately 85% complete and ongoing.
Multiple PS - Burbank Drive - Siegen Lane			●	Project complete – 4 th quarter 2017.
Pump Station 42 Improvements		●		Project complete – 1 st quarter 2016.
Pump Station 42 Forcemain - Phase I		●		Project complete – 3 rd quarter 2014.
Pump Station 42 Forcemain - Phase II		●		Project complete – 2 nd quarter 2014.
Central Consolidated Pump Stations		●		Project complete – 4 th quarter 2014.
Central Consolidated Force mains–Phase I		●		Project complete – 3 rd quarter 2013.
Central Consolidated Force mains–Phase II		●		Project complete – 3 rd quarter 2014.

*A project is deemed “Functionally Complete” when a project has been constructed in accordance with the engineering and operation specifications and has been tested to function as required. The definition functionally complete may or may not mean that the asset has been put into service as designed. Further definition can be found within Quarterly Report #56.

Category 3: Wastewater Treatment and Storage

This category of project includes wet weather improvements at the City/Parish wastewater treatment plants (WWTPs), as well as storage facilities throughout the service area.

Currently, there are not any RMAP2 projects that have been identified at the North WWTP. Also, since the existing Central WWTP had insufficient flows to justify the cost of renovation and upgrading for future requirements, it was decommissioned in July 2016 as the RMAP2 projects are completed at the South WWTP. Flows for the current Central

service area have been diverted to the South WWTP. The C-P received notification that termination of Louisiana Pollutant Discharge Elimination System permit, Number LA0036421, was granted by the LDEQ on May 30, 2017 and the termination was effective on June 30, 2017 (Agency Interest (AI) # 4842).

Wastewater Treatment Projects that are part of RMAP2 submittal are summarized below:

- Immediate Action Plan (IAP) South WWTP Project that includes screening, trickling filter recirculation pumping, primary treatment improvements, and bio-solids thickening improvements. Effluent pumping improvements were also completed as part of the IAP.
- Phase 1 Improvements at the South WWTP for Wet Weather Flow including influent pumping, screening and grit removal for a predicted flow of 345 MGD. Phase 1 also includes 66 million gallons of equalization storage at the South WWTP.
- Phase 2 Improvements at the South WWTP include wet weather flow treatment with a peak capacity of 205 MGD (as previously approved in the November 2006 RMAP2).

In addition, there are two storage projects sized to reduce peak flows to existing North WWTP that are listed below and depicted as well in Table 6:

- Choctaw Storage Facility
- Hooper Storage Facility

These storage projects are part of the transmission system which permits retainage of wet weather peak flows. The details of the wastewater treatment and storage projects are listed in Table 6 below, and current through September 30, 2018.

Table 6. EPA Consent Decree RMAP2 Milestones for Category 3 Projects

Construction Milestone	33% Milestone	66% Milestone	100% Milestone	Project Status Summaries
	1 st QTR 2013	2 nd QTR 2015	4 th QTR 2018	
Milestone Date	Functionally Complete*	Functionally Complete*	Functionally Complete*	
Choctaw Storage and Pump Station Facility		•		Project completed – 3 rd quarter 2013.
Hooper Storage Facility		•		Project completed – 2 nd quarter 2016.
SWWTP IAP (Consolidated – Screening, Primary Treatment, Trickling Filter Recirculation, Sludge Handling)	•			Project completed – 2 nd quarter 2011.
SWWTP IAP (Effluent Pumping Improvements)	•			Project completed – 1 st quarter 2008.
SWWTP Wet Weather Improvements-Phase I		•		Project completed – 2 nd quarter 2013.
SWWTP Wet Weather Improvements-Phase II (PDP portion)		•		Project completed – 2 nd quarter 2015.

*A project is deemed "Functionally Complete" when a project has been constructed in accordance with the engineering and operation specifications and has been tested to function as required. The definition functionally complete may or may not mean that the asset has been put into service as designed. Further definition can be found within Quarterly Report #56.

Additional Projects Outside of Consent Decree

This category of project is composed of several additional projects the City/Parish has agreed to implement not presently included/tracked by the RMAP2 Consent Decree Compliance Schedule, and specifically includes wet weather improvements at the City/Parish wastewater treatment plants (WWTPs), as well as storage facilities throughout the

service area. Many of these projects will greatly improve the operation and maintenance of the wastewater collection system, WWTPs, and storage facilities. Specifically included in this group of projects are both the SCADA Project and the Standby Power Program, which will help optimize the overall operation of the treatment facilities and pump stations, while minimizing risks associated with SSOs. Several of these projects have been initiated as well by the City/Parish, on their own without EPA/LDEQ approval, because they were needed due to emergency, or due to additional scope added late to a project, and for easier project execution. All of these additional projects are summarized below and project statuses are provided in Table 7.

Table 7. Proposed Schedule for Projects Outside of Consent Decree

	Start	Scheduled Finish	Project Status Summary
NWWTP Plantwide & Master SCADA Project	Project Underway	Construction – 4 th quarter 2018	Construction is approximately 60% complete and ongoing. Project originally part of NWWTP Master Plan project, re-scoped into several projects 4 th quarter 2016 due to high bids.
NWWTP Standby Generator Project	Project Underway	Construction – 3 rd quarter 2018	Construction is approximately 50% complete and ongoing. Project originally part of NWWTP Master Plan project, re-scoped into several projects 4 th quarter 2016 due to high bids.
NWWTP Pretreatment & Grit Removal Rehabilitation Project	Project Underway	Construction – 4 th quarter 2018	Construction is approximately 70% complete and ongoing. Project originally part of NWWTP Master Plan project, re-scoped into several projects 4 th quarter 2016 due to high bids.
NWWTP General Electrical Rehabilitation Project	Project Underway	Construction – 4 th quarter 2018	Construction is approximately 95% complete and ongoing. Project originally part of NWWTP Master Plan project, re-scoped into several projects 4 th quarter 2016 due to high bids.
NWWTP Odor Control & Sodium Hypochlorite Project	Project Underway	Construction – 3 rd quarter 2018	Construction is approximately 95% complete and ongoing. Project originally part of NWWTP Master Plan project, re-scoped into several projects 4 th quarter 2016 due to high bids.
NWWTP Sustainability Improvements Project	Project Underway	Construction – 3 rd quarter 2018	Project completed – 3rd quarter 2018.
NWWTP Master Plan Project #3 (Public Project) – Plant Buffer	Complete	Complete	Project completed – 3rd quarter 2018.
SWWTP Wet Weather Improvements – Phase II (Master Plan portion)	Complete	Complete	Project completed – 2nd quarter 2015.
Sewer System and WWTP Stand-by Power Program	Project Underway	Completion of SSO Program	Generator installation of PDP stations approximately 98% complete and on-going. Additional scope added; anticipated continual growth on this project. All stored generators were flooded during the August 2016 Flood and will require acquisition of replacements.
SCADA (Collection System, Operations Data and Control Center)	Project Underway	Completion of SSO Program	Construction of overall project 90% complete and ongoing.
Environmental Services Facility	Complete	Complete	Project completed – 2nd quarter 2017. (DES consolidated staff into one facility to facilitate communications and operations)
NWWTP Odor Control Project	Complete	Complete	Project completed – 4th quarter 2010.
Comite –Foster Road Sewer Area Upgrades - Phase II	Complete	Complete	Project completed – 1st quarter 2011.

Table 7. Proposed Schedule for Projects Outside of Consent Decree

	Start	Scheduled Finish	Project Status Summary
Zachary Area Transmission Network Improvements Phase V – Zachary Improvements	Project Underway	Project moved into RMAP2. See Table 5 for project status update	Project moved into RMAP2. See Table 5 for project status update
South Boulevard – Saint Joseph Street Phase B	Project Underway	Project moved into RMAP2. See Table 5 for project status update	Project moved into RMAP2. See Table 5 for project status update
Central WWTP Decommissioning Project	Complete	Complete	Project completed – 2nd quarter 2017. (Central WWTP decommissioned 3 rd quarter 2016; permit discontinued 2 nd quarter 2017.)
Ward Creek Aerial Crossing Replacement Emergency Project	Complete	Complete	Project completed – 3rd quarter 2015.
South Basin Coordination Project	Complete	Complete	Project completed – 4th quarter 2016.
South WWTP Landscape Buffer Area	Complete	Complete	Project completed – 2nd quarter 2016.

Status of Other Consent Decree Requirements

Consent Decree Section XV - Outreach and Public Awareness Plan

Section XV requires the City/Parish DES to implement and follow the Outreach and Public Awareness Program Plan attached in Exhibit H of the Consent Decree. The Outreach and Public Awareness Program Plan was updated in December 2007 and has been completed and reviewed/approved by the City/Parish and can be found in *Attachment 1: Updated Outreach and Public Awareness Plan and RMAP1 Completion Report* located at the end of the 36th Quarterly EPA Report.

Outreach and Public Awareness Program Plan implementation efforts have been on-going. Public information tools such as the website (<http://www.brprojects.com/>) are continuously updated with new information about the program, project information (including monthly and quarterly progress reports detailing the status of the projects), and regulatory information and associated reference documents, etc. Fact sheets and brochures have also been developed that can be accessed via the website and that have been distributed during public meetings; these fact sheets describe pertinent information about and aspects of the Program. Additionally, prior to any field work, informational door hangers are also hung on those homes where inspection work will be taking place.

The Program quarterly progress reports have been made available and distributed to the public. To date, the reports have been, and still are, posted on the website for the public to download at their convenience and are always distributed to City/Parish and DES staff. The plan is for these reports to continue to be distributed and posted on the website; in addition, the public quarterly progress reports will also be handed out or mailed to anyone who requests them throughout the duration of the SSO Control and Wastewater Facilities Program.

Program communications continue to provide City/Parish residents with time critical information on SSO Program projects, educational information on SSOs, and updates on the status of the Program and related projects. In close collaboration with the Office of the Mayor-President and the Department of Environmental Services (DES), the Program has initiated a construction communication outreach component to complement the Program's current communication activities. The Program Communication Team has designed and distributed a variety of outreach materials. A telephone hotline for residents to call with questions was developed and coordination between the SSO Program and the C-P's 311 call center was established. Additionally, materials including information letters, handouts, and door hangers

announcing road closures were developed and are continuously to be distributed. A summary of outreach activities for the quarter are as follows:

Public Outreach Summary 3rd Quarter 2018 (Through September 30, 2018)

Some of the public outreach initiatives conducted this quarter include:

Ongoing: SSO Program is engaging with the Sherwood Forest Civic Association several times a week to provide information on construction schedules, road closures, and other expected impacts. This information is being posted on the Civic Association's social media outlets. The SSO Program has new pipelines and new pump stations under construction in this neighborhood.

August 16, 2018: SSO Program representatives hosted an Open House at the Downtown Development District office to engage interested stakeholders related to sewer rehabilitation in the downtown area.

September 3, 2018: SSO Program representatives provided enhanced communications with schools, first responders, and elected officials in the city of Central to mitigate impacts of closing Lovett Road.

DES Communication Initiatives Summary 3rd Quarter 2018 (Through September 30, 2018)

The City-Parish Department of Environmental Services' (DES) endeavors to educate and engage with residents, students, and stakeholder groups throughout East Baton Rouge Parish, particularly as it relates to the reach and impact of work taking place through the City-Parish's Sanitary Sewer Overflow (SSO) Program. Specific efforts included:

Public Outreach and Community Engagement

- Conducted monthly update meetings between DES/SSO Program representatives and Metro Councilmembers and their legislative aides during the months August and September 2018 to provide updates on key projects and initiatives within each council district throughout East Baton Rouge Parish and request input or feedback as to how services are being delivered to constituents they each represent
- Developed overarching approach for 2018-2019 public outreach strategies, particularly with a focus on reducing sanitary sewer overflows in single family and multi-family environments, including key engagement strategies and initiatives that will help to educate and connect with residents across East Baton Rouge Parish with key corresponding metrics that will be finalized in coordination with late 2018 public outreach strategies during the early part of the fourth quarter of 2018.
- Coordinated with other agencies such as the Mayor's Office of Homeland Security and Emergency Preparedness and 311 Call Center to ensure public outreach messaging related to sewer, wastewater, and solid waste disposal or practices are integrated in other relevant channels.
- Provided crisis communications and public outreach support for wastewater-related or SSO program/project-related issues as part of DES' ongoing efforts focused on proactive communications and community engagement, including supporting residential outreach efforts among DES staff for social media complains about service issues.

School Outreach Program

- Throughout July and August, DES School Outreach Committee members met to begin laying out plans for the Fall 2018 semester. These meetings including training for committee members on classroom activities that they can facilitate in schools throughout East Baton Rouge Parish.
- On September 7th, Mayor-President Sharon Weston Broome attended a ceremony at Southeast Middle School to recognize teachers and students for winning the 2018 Mayor's Challenge. DES School Outreach committee members coordinated with school officials to plan the ceremony and over 500 teachers and students attended. More than 7,184 pledges were taken by Baton Rouge residents in response during the month of May 2018, representing a commitment to reduce water usage by a total of 32.7 million gallons in the coming years, helping to give Baton Rouge the title of the "most water wise" city in the U.S. WAFB, a local news outlet, produced a

story on the Mayor's Challenge and presentation at Southeast Middle -

<https://www.wafb.com/2018/09/07/southeast-middle-wins-award-mayor-water-conservation?>

- On September 25th, DES School Outreach Committee Chairman, Michael Lowe, attended a meeting with all middle and high school principals from across East Baton Rouge Parish. He presented an overview of DES' school outreach efforts and offered ways that schools could partner with DES throughout the school year. Several new schools approached Lowe about getting involved.
- During the third quarter of 2018, four East Baton Rouge Parish area schools continued their engagement in the DES School Recycling Pilot Program, with another eight that have been engaged by the DES School Outreach Committee team for consideration in participating moving forward. As part of this process, the committee met with schools to assess performance and capture best practices, updating resources to prepare for an expansion of the pilot program efforts throughout the Fall 2018 semester. The program consists of approximately 10 weeks of active support with participating schools in the form of planning, structure, resources and iteration regarding the adoption of community sustainability practices such as recycling. Each school is provided with technical assistance in the form of up to three working sessions to refine programs tailored to their school's schedule and size.
- Throughout the third quarter of 2018, Michael Lowe, DES Wastewater Treatment Lab Supervisor, and other DES School Outreach Committee members led water filtration classroom activities at seven schools across East Baton Rouge Parish.
- In September 2018, DES School Outreach committee members began planning the 3rd Annual America Recycles Day Competition. This competition will take place during November and challenge thousands of students to start recycling in their classrooms.
- In September 2018, DES School Outreach Committee members met with environmental science professors from LSU to form a partnership to train students on how to get engaged with DES' efforts. Students will join committee members in facilitating classroom activities and supporting STEM-related activities in schools across the parish.

Attachment A:
Force Majeure Notification -
Proclamation number 134 JBE 2018, State of
emergency – tropical storm Gordon



CERTIFIED- RETURN RECEIPT REQUESTED

DATE: September 4, 2018

TO: Mr. Michael T. Donnellan
U.S. Department of Justice
601 D. Street NW
Washington, D.C. 20044-7611

Ms. Mona Bates (6EN)
U.S. Environmental Protection Agency, Region 6
1445 Ross Avenue, Suite 1200
Dallas, TX 75202-2733

Dr. Chuck Carr Brown
Louisiana Department of Environmental Quality
602 N. Fifth Street
Baton Rouge, LA 70802

FROM: Richard Speer, PE, Environmental Services Director
Department of Environmental Services, City of Baton Rouge and Parish of East Baton Rouge

SUBJECT: City of Baton Rouge and Parish of East Baton Rouge, Consent Decree-Civil Action No. 01-978-B-
M3: Force Majeure Event – Tropical Storm Gordon

Ladies and Gentlemen:

In conformance with the Force Majeure provision included in Section XXII – Force Majeure of the Consent Decree, this letter will serve as a formal notification by the City of Baton Rouge and Parish of East Baton Rouge (City/Parish) to the Department of Justice (DOJ), Environmental Protection Agency (EPA), and Louisiana Department of Environmental Quality (LDEQ) that a force majeure event has taken place beginning September 3, 2018 in the form of Tropical Storm Gordon.

A Tropical Storm Warning is in effect in Louisiana and includes threats of strong gusty winds, coastal flooding and heavy rainfall, with the primary impacts occurring from September 4, 2018 through September 5, 2018. In response, the Governor of the State of Louisiana, John Bel Edwards, ordered and directed a statewide state of emergency (please see Attachment A: Proclamation Number 134 JBE 2018, State of Emergency – Tropical Storm Gordon) as a result of Tropical Storm Gordon, the effects of which continue to threaten the lives and property of the Citizens of the State. The Governor's order is effective September 3, 2018 until October 3, 2018.

All active construction SSO Program projects have been impacted by this event.

The SSO Program will aggressively pursue resumption of construction when it is deemed appropriate to do so and will provide an update upon completion of the Force Majeure event.

I certify that the information contained in or accompanying this document is true, accurate, and complete. As to portions of this document for which I cannot personally verify their truth and accuracy, I certify as the official having supervisory responsibility for the persons who, acting under my direct instructions, made the verification, that this is true, accurate, and complete.

Sincerely,



Richard Speer, PE
Environmental Services Director



Robert Abbott
Senior Special Parish Attorney

Cc: Honorable Sharon Weston Broome, Mayor-President
Marsha Hanlon, Interim Finance Director
Samuel Coleman, PE, Acting Regional Administrator (Region 6)
Adam Smith, PE, DES Chief of Wastewater Engineering & Technology
Carlos Zequeira Brinsfield, US EPA (6RC)
Darlene Whitten-Hill US EPA (6EN)
Ted Broyles, LDEQ
Joseph Young, PE, Program Manager, CH2M

**ATTACHMENT A:
PROCLAMATION NUMBER
134 JBE 2018, STATE OF
EMERGENCY – TROPICAL
STORM GORDON**



EXECUTIVE DEPARTMENT

PROCLAMATION NUMBER 134 JBE 2018

STATE OF EMERGENCY – TROPICAL STORM GORDON

WHEREAS, the Louisiana Homeland Security and Emergency Assistance and Disaster Act, La. R.S. 29:721, *et seq.*, confers upon the Governor of the State of Louisiana emergency powers to deal with emergencies and disasters, including those caused by fire, flood, earthquake or other natural or manmade causes, in order to ensure that preparations of this State will be adequate to deal with such emergencies or disasters and to preserve the lives and property of the people of the State of Louisiana;

WHEREAS, when the Governor determines that a disaster or emergency has occurred, or the threat thereof is imminent, La. R.S. 29:724(B)(1) empowers the Governor to declare a state of emergency by executive order or proclamation, or both;

WHEREAS, a Tropical Storm Warning is in effect along the Louisiana coast in response to Tropical Storm Gordon; and

WHEREAS, threats will include strong gusty winds, coastal flooding and heavy rainfall, with the main impacts occurring from Tuesday afternoon through Wednesday.


NOW THEREFORE, I, JOHN BEL EDWARDS, Governor of the State of Louisiana, by virtue of the authority vested by the Constitution and the laws of the State of Louisiana, do hereby order and direct as follows:

SECTION 1: Pursuant to the Louisiana Homeland Security and Emergency Assistance and Disaster Act, La. R.S. 29:721 *et seq.*, a state of emergency is hereby declared to exist statewide as a result of Tropical Storm Gordon, the effects of which continue to threaten the lives and property of the citizens of the State

SECTION 2: The Director of the Governor's Office of Homeland Security and Emergency Preparedness is hereby authorized to undertake any activity authorized by law which he deems appropriate in response to this declaration.

SECTION 3: All departments, commissions, boards, agencies and officers of the State, or any political subdivision thereof, are authorized and directed to cooperate in actions the State may take in response to the effects of this severe weather event.

SECTION 4: This order is effective upon signature and shall remain in effect from Monday, September 3, 2018 until Wednesday, October 3, 2018, unless terminated sooner.



IN WITNESS WHEREOF, I have set my hand officially and caused to be affixed the Great Seal of Louisiana, at the GOHSEP, in the City of Baton Rouge, on this 3rd day of September, 2018.



GOVERNOR OF LOUISIANA

**ATTEST BY THE SECRETARY
OF STATE**

SECRETARY OF STATE

Baton Rouge 2002 Consent Decree Quarterly Report
Preventive Maintenance Plan Summary Totals
Jul. 1 - Sept. 30, 2018

Summary of Activities	1st Quarter (64)		2nd Quarter (65)		3rd Quarter (66)		4th Quarter (67)		Totals		
	64th Quarterly Total	Cum. % Complete	65th Quarterly Total	Cum. % Complete	66th Quarterly Total	Cum. % Complete	67th Quarterly Total	Cum. % Complete	Cum. Annual Total	Cum. % Complete	Annual Goal
Gravity Collection System (8,510,000ft/38,000MH)											
Lines Cleaned (ft)	108,228	19%	157,023	47%	168,846	76%	0	76%	434,097	76%	570,000
CCTV Inspected (ft)	158,378	28%	186,415	60%	182,567	93%	0	93%	527,360	93%	570,000
Smoke Tested (ft)	3,948		278,877		57,672		0		340,497		----
Smoke Tested (no. of locations)	3		0		0		0		3		----
Dye Water Flooded (no. of locations)	0		97		138		0		235		----
Manholes Inspected (no.)	425	17%	411	33%	615	58%	0	58%	1,451	58%	2,500
Lines Repaired (no.)	334		360		144		0		838		----
MH Rehabbed (no.)	285		372		4		0		661		----
Force Mains (240 miles)											
Visual Surface Inspection (miles)	56.0	47%	31.2	73%	28.8	97%	0.0	97%	116.0	97%	120
Repaired (no.)	10		11		15		0		36		----
Air Release Valves (604)											
Inspected/Maintained	280	29%	156	45%	144	60%	0	60%	580	60%	960 to 1,200
Repaired (no.)	134		135		139		0		408		----
Pump & Lift Stations (421)											
Inspections (no.)	18,369	41%	6,006	54%	941	56%	0	56%	25,316	56%	45,136
Wet wells cleaned	226		226		223		0		675		----
Repaired (no.)	20		19		33		0		72		----
Peak Flow Storage Facilities (2)											
Little Peak site visits - Decommissioned	0	0%	0	0%	0	0%	0	0%	0	0%	104
Big Peak site visits - Decommissioned	0	0%	0	0%	0	0%	0	0%	0	0%	104

Bold is percentage complete strived for on a quarterly basis that was not met.

25%

50%

75%

100%

Baton Rouge 2002 Consent Decree Quarterly Report
Preventive Maintenance Plan Summary Totals
Jul. 1 - Sept. 30, 2018

North Plant- LA0036439

Summary of Activities	1st Quarter (EPA Report No. 64)							2nd Quarter (EPA Report No. 65)								
	WWC (w/AMP)		WWC-PS		Field Engr.	Field Engr.-	Quarterly Total	*Cum. % Complete	WWC (w/AMP)		WWC-PS		Field Engr.	Field Engr.-	Quarterly Total	*Cum. % Complete
	(Rout.)	(Corr.)	(Rout.)	(Corr.)	(Rout.)	(Rout.)			(Rout.)	(Corr.)	(Rout.)	(Corr.)	(Rout.)	(Rout.)		
Gravity Collection System (2,460,000ft/10,640MH)																
Lines Cleaned (ft)						56,503	56,503	10%	13,771						13,771	12%
CCTV Inspected (ft)						57,940	57,940	10%	18,704						18,704	13%
Smoke Tested (ft)							0		41,400						41,400	
Smoke Tested (no. of locations)							0								0	
Dye Water Flooded (no. of locations)							0		31						31	
Manholes Inspected (no.)						220	220	9%	35						35	10%
Lines Repaired (no.)						92	92		52						52	
MH Rehabbed (no.)						36	36		20						20	
Force Mains (120 miles)																
Visual Surface Inspection (miles)			37.2				37.2	31%		26.2					26	53%
Repaired (no.)						6	6		7						7	
Air Release Valves (335)																
Inspected/Maintained			186				186	19%		131					131	33%
Repaired (no.)				88			88				122				122	
Pump & Lift Stations (141)																
Inspections (no.)			6,669				6,669	15%		2,772					2,772	21%
Wet wells cleaned			108				108			115					115	
Repaired (no.)				6		6	12				7				7	

Rout.-Routine Maintenance
Corr.-Corrective Maintenance

Baton Rouge 2002 Consent Decree Quarterly Report
Preventive Maintenance Plan Summary Totals
Jul. 1 - Sept. 30, 2018

North Plant- LA0036439

Summary of Activities	3rd Quarter (EPA Report No. 66)							4th Quarter (EPA Report No.67)								
	WWC (w/AMP)		WWC-PS		Field Engr.	Field Engr.-	Quarterly Total	*Cum. % Complete	WWC (w/AMP)		WWC-PS		Field Engr.	Field Engr.-	Quarterly Total	*Cum. % Complete
	(Rout.)	(Corr.)	(Rout.)	(Corr.)	(Rout.)	(Rout.)			(Rout.)	(Corr.)	(Rout.)	(Corr.)	(Rout.)	(Rout.)		
Gravity Collection System (2,460,000ft/10,640MH)																
Lines Cleaned (ft)	5,043						5,043	13%							0	13%
CCTV Inspected (ft)	7,293						7,293	15%							0	15%
Smoke Tested (ft)	17,458						17,458								0	
Smoke Tested (no. of locations)							0								0	
Dye Water Flooded (no. of locations)	45						45								0	
Manholes Inspected (no.)	21						21	11%							0	11%
Lines Repaired (no.)		34					34								0	
MH Rehabbed (no.)		2					2								0	
							0								0	
Force Mains (120 miles)							0								0	
Visual Surface Inspection (miles)			19.6				20	69%							0	69%
Repaired (no.)		15					15								0	
							0								0	
Air Release Valves (335)							0								0	
Inspected/Maintained			98				98	43%							0	43%
Repaired (no.)				84			84								0	
							0								0	
Pump & Lift Stations (141)							0								0	
Inspections (no.)			513				513	22%							0	22%
Wet wells cleaned			104				104								0	
Repaired (no.)				19			19								0	

Rout.-Routine Maintenance
 Corr.-Corrective Maintenance

Baton Rouge 2002 Consent Decree Quarterly Report
Preventive Maintenance Plan Summary Totals
Jul. 1 - Sept. 30, 2018

South Plant-LA0036412

Summary of Activities	1st Quarter (EPA Report No. 64)							2nd Quarter (EPA Report No. 65)								
	WWC (w/AMP)		WWC-PS		Field Engr.	Field Engr.-contr	Quarterly Total	*Cum. % Complete	WWC (w/AMP)		WWC- PS		Field Engr.	Field Engr.-contr	Quarterly Total	*Cum. % Complete
	(Rout.)	(Corr.)	(Rout.)	(Corr.)	(Rout.)	(Rout.)			(Rout.)	(Corr.)	(Rout.)	(Corr.)	(Rout.)	(Rout.)		
Gravity Collection System (4,640,000ft/21,580MH)																
Lines Cleaned (ft)						51,725	51,725	9%	143,252						143,252	34%
CCTV Inspected (ft)						100,438	100,438	18%	167,711						167,711	47%
Smoke Tested (ft)						3,948	3,948		237,477						237,477	
Smoke Tested (no. of locations)						3	3								0	
Dye Water Flooded (no. of locations)							0		66						66	
Manholes Inspected (no.)						205	205	8%	376						376	23%
Lines Repaired (no.)						242	242			308					308	
MH Rehabbed (no.)						249	249			352					352	
Force Mains (110 miles)																
Visual Surface Inspection (miles)			18.8				18.8	16%		5.0					5.0	20%
Repaired (no.)						4	4			4					4	
Air Release Valves (251)																
Inspected/Maintained			94				94	10%		25					25	12%
Repaired (no.)				46			46				13				13	
Pump & Lift Stations (259)																
Inspections (no.)			11,700				11,700	26%		3,234					3,234	33%
Wet wells cleaned			118				118			111					111	
Repaired (no.)				8			8				12				12	
Peak Flow Storage Facilities (2)																
Little Peak site visits- Decommissioned							0	0%							0	0%
Big Peak site visits- Decommissioned							0	0%							0	0%

Rout.-Routine Maintenance
 Corr.-Corrective Maintenance

**Baton Rouge 2002 Consent Decree Quarterly Report
Preventive Maintenance Plan Summary Totals
Jul. 1 - Sept. 30, 2018**

South Plant-LA0036412

Summary of Activities	3rd Quarter (EPA Report No. 66)							4th Quarter (EPA Report No. 67)								
	WWC (w/AMP)		WWC-PS		Field Engr.	Field Engr.-	Quarterly Total	*Cum. % Complete	WWC (w/AMP)		WWC-PS		Field Engr.	Field Engr.-	Quarterly Total	*Cum. % Complete
	(Rout.)	(Corr.)	(Rout.)	(Corr.)	(Rout.)	(Rout.)			(Rout.)	(Corr.)	(Rout.)	(Corr.)	(Rout.)	(Rout.)		
Gravity Collection System (4,640,000ft/21,580MH)																
Lines Cleaned (ft)	163,803						163,803	63%							0	63%
CCTV Inspected (ft)	175,274						175,274	78%							0	78%
Smoke Tested (ft)	40,214						40,214								0	
Smoke Tested (no. of locations)							0								0	
Dye Water Flooded (no. of locations)	93						93								0	
Manholes Inspected (no.)	594						594	47%							0	47%
Lines Repaired (no.)		110					110								0	
MH Rehabbed (no.)		2					2								0	
Force Mains (110 miles)																
Visual Surface Inspection (miles)			9				9.2	28%							0.0	28%
Repaired (no.)							0								0	
Air Release Valves (251)																
Inspected/Maintained			46				46	17%							0	17%
Repaired (no.)				55			55								0	
Pump & Lift Stations (259)																
Inspections (no.)			428				428	34%							0	34%
Wet wells cleaned			119				119								0	
Repaired (no.)				14			14								0	
Peak Flow Storage Facilities (2)																
Little Peak site visits- Decommissioned							0	0%							0	0%
Big Peak site visits- Decommissioned							0	0%							0	0%

Rout.-Routine Maintenance
Corr.-Corrective Maintenance

Table of Contents

	<u>PART</u>
CROSS CONNECTION ELIMINATION PLAN	A
COLLECTION SYSTEM PREVENTIVE MAINTENANCE PROGRAM (PMP)	B
SANITARY SEWER OVERFLOW RESPONSE PLAN (SSORP)	C
REPORTING OF UNAUTHORIZED DISCHARGES	D
CONSENT DECREE COMPLIANCE STATUS	E

Part A:
Cross Connection
Elimination Plan

**Baton Rouge Consent Decree Quarterly Report
 Part A - Cross Connection Elimination Plan**

Requirement: Pursuant to Paragraph 16, Section VIII of the Consent Decree, if the City/Parish identifies any Cross Connection in the Collection System, it shall be permanently sealed or eliminated within 30 days of identification or if the City/Parish elects to have the work performed by a contractor, within 60 days of identification.

Summary of Activities

No cross connection was discovered during this quarter. There is no anticipated non-compliance. During the reporting period approximately 57,672 linear feet of sewer was smoke tested to identify violations of City/Parish ordinances regarding private cross connections. No private cross connections were identified. There were no exceptions in enforcing the ban on private cross connections.

Summary	North Plant LA0036439 AI# 4843	South Plant LA0036412 AI# 4841	Total
Total No. of Cross Connections Identified:	0	0	0
Total No. of Cross Connections Eliminated:	0	0	0
Total No. of Private Cross Connections Identified:	0	0	0
Total No. of Private Cross Connections Eliminated:	0	0	0

Part A – Cross Connection Elimination Plan

Summary of Cross Connections Identified						
Number	Date Identified	Location	Private (Y/N)	Current Status	Notice Date	Date Eliminated
North Plant (LA0036439 AI# 4843)						
South Plant (LA0036412 AI# 4841)						

The City/Parish [is] [is not] in compliance with Section VIII Elimination of Cross Connections for the period 07/01/18 to 09/30/18. If not, see comments above.

Part B:
Preventive Maintenance
Program (PMP)

Baton Rouge Consent Decree Quarterly Report Part B - Preventive Maintenance Program (PMP)

Requirement: Pursuant to Exhibit I of the Consent Decree, the City/Parish shall report compliance and include a brief narrative summary of activities related to compliance and/or non-compliance with the Preventive Maintenance Program during the reporting period. In accordance with the Collection System Preventive Maintenance Plan, Paragraph 1.4, specific activities performed related to collection system preventive maintenance will be reported to the EPA and LDEQ on a quarterly basis.

Summary of Activities

During the reporting period the City/Parish Department of Environmental Services staff, have followed our standard operating procedures, and continued to follow the equipment manufacturers' recommended operation and maintenance requirements, as referenced in the Collection System Preventive Maintenance Plan. A summary of the collection system preventive maintenance activities for this reporting period is provided in the table on page B-2. As indicated, the primary preventive maintenance activity is inspection of facilities, including gravity sewers (through CCTV), manholes, ARVs and other facilities. Quarterly goals for specific activities identified in the Collection System Preventive Maintenance Plan were not achieved this quarter. The percentages of manholes inspected, ARV and Pump & Lift Stations inspected did not reach the 3rd quarter goal of 75%. We will increase the inspection quantities required on the Physical Inspection project for the next quarter. We do not anticipate any non-compliance related to preventive maintenance activities in the future. Note that the gravity system preventative maintenance activities are tied to the design schedules of the RMAP2 Submittal Category 1- Comprehensive Rehabilitation Projects.

We provided information for each treatment plant service area and have identified whether the activity was routine (standard preventive maintenance) or corrective (in response to a particular complaint or perceived problem) in nature.

There were no problems encountered or deficiencies identified in the Preventive Maintenance Program plans.

Part B - Preventive Maintenance Program (PMP)

Summary of Collection System Activities

	Quarterly Total Jul-Sep. 2018	Cumulative 2018 Annual Total	2018 Annual Goal
Gravity Collection System (8,510,000ft/38,000MH)			
Lines Cleaned (ft)	168,846	434,097	570,000
CCTV Inspected (ft)	182,567	527,360	570,000
Smoke Tested (ft)	57,672	340,497	----
Smoke Tested (no. of locations)	0	3	----
Dye Water Flooded (no. of locations)	138	235	----
Manholes Inspected (no.)	615	1,451	2,500
Lines Repaired (no.)	144	838	----
MH Rehabbed (no.)	4	661	----
Force Mains (240 miles)			
Visual Surface Inspection (miles)	28.8	116.0	120
Repaired (no.)	15	36	----
Air Release Valves (604)			
Inspected / Maintained	144	580	960 to 1,200
Repaired (no.)	139	408	----
Pump & Lift Stations (421)			
Inspections (no.)	941	25,316	45,136
Wet wells cleaned	223	675	----
Repaired (no.)	33	72	----
Peak Flow Storage Facilities (2)			
Little Peak site visits- Decommissioned	n/a	n/a	104
Big Peak site visits- Decommissioned	n/a	n/a	104

**Attached are separate Collection System Activity Sheets for each Treatment Plant Service Area.

The City/Parish [is] [is not] in compliance with Section IX Preventive Maintenance Program Plan for the period 07/1/18 to 09/30/18. If not, see comments above.

**Part B – Preventive Maintenance Program (PMP)
Summary of Activities by Treatment Plant Service Area**

North Plant (LA0036439 AI# 4843)

	<u>Routine Maintenance</u>	<u>Corrective Maintenance</u>	<u>Quarterly Total Jul. – Sep. 2018</u>
Gravity Collection System (2,460,000ft/10,640MH)			
Lines Cleaned (ft)	5,043	0	5,043
CCTV Inspected (ft)	7,293	0	7,293
Smoke Tested (ft)	17,458	0	17,458
Smoke Tested (no. of locations)	0	0	0
Dye Water Flooded (no. of locations)	45	0	45
Manholes Inspected (no.)	21	0	21
Lines Repaired (no.)	0	34	34
MH Rehabbed (no.)	0	2	2
Force Mains (120 miles)			
Visual Surface Inspection (miles)	19.6	0.0	19.6
Repaired (no.)	0	15	15
Air Release Valves (335)			
Inspected / Maintained	98	0	98
Repaired (no.)	0	84	84
Pump & Lift Stations (141)			
Inspections (no.)	513	0	513
Wet wells cleaned	104	0	104
Repaired (no.)	0	19	19

Routine Maintenance - Day to day maintenance work or operational activities carried out on a regular basis, to keep the collection system operating properly. Generally routine maintenance consists of visual, mechanical, electrical, and electronic checks to ensure proper functioning of equipment. Routine maintenance also consists of sewer cleaning; smoke testing, dye water flooding, manhole inspection, and CCTV inspection.

Corrective Maintenance - Maintenance that is required to restore an item to a specified, working order/condition, which is normally initiated as a result of a scheduled or routine inspection. Generally corrective maintenance consists of rehabilitation of gravity lines, manholes, force mains, etc. and generally in conjunction with system inspection activities. Corrective maintenance also consists of repairing or replacing a failed structure such as a pump station or storage facility.

**Part B – Preventive Maintenance Program (PMP)
Summary of Activities by Treatment Plant Service Area**

South Plant (LA0036412 AI# 4841)

	<u>Routine Maintenance</u>	<u>Corrective Maintenance</u>	<u>Quarterly Total Jul. – Sep. 2018</u>
Gravity Collection System (4,640,000ft/21,580MH)			
Lines Cleaned (ft)	163,803	0	163,803
CCTV Inspected (ft)	175,274	0	175,274
Smoke Tested (ft)	40,214	0	40,214
Smoke Tested (no. of locations)	0	0	0
Dye Water Flooded (no. of locations)	93	0	93
Manholes Inspected (no.)	594	0	594
Lines Repaired (no.)	0	110	110
MH Rehabbed (no.)	0	2	2
Force Mains (110 miles)			
Visual Surface Inspection (miles)	9.2	0.0	9.2
Repaired (no.)	0	0	0
Air Release Valves (251)			
Inspected / Maintained	46	0	46
Repaired (no.)	0	55	55
Pump & Lift Stations (259)			
Inspections (no.)	428	0	428
Wet wells cleaned	119	0	119
Repaired (no.)	0	14	14
Peak Flow Storage Facilities (2)			
Little Peak site visits- Decommissioned	n/a	n/a	n/a
Big Peak site visits- Decommissioned	n/a	n/a	n/a

Routine Maintenance - Day to day maintenance work or operational activities carried out on a regular basis, to keep the collection system operating properly. Generally routine maintenance consists of visual, mechanical, electrical, and electronic checks to ensure proper functioning of equipment. Routine maintenance also consists of sewer cleaning, smoke testing, dye water flooding, manhole inspection, and CCTV inspection.

Corrective Maintenance - Maintenance that is required to restore an item to a specified, working order/condition, which is normally initiated as a result of a scheduled or routine inspection. Generally corrective maintenance consists of rehabilitation of gravity lines, manholes, force mains, etc. and generally in conjunction with system inspection activities. Corrective maintenance also consists of repairing or replacing a failed structure such as a pump station or storage facility.

Part C:
**Sanitary Sewer Overflow
Response Plan (SSORP)**

Baton Rouge Consent Decree Quarterly Report Part C - Sanitary Sewer Overflow Response Plan (SSORP)

Requirement: Pursuant to Paragraph 24, Section X of the Consent Decree, The City/Parish shall implement the Sanitary Sewer Overflow Response Plan (SSO Response Plan) attached to the Consent Decree as Exhibit A.

Summary of Activities

A total of two hundred nine (209) Sanitary Sewer Overflows (SSOs) were responded to during this reporting period, seventeen overflows occurred at the wastewater treatment plants. The Sanitary Sewer Overflow Monitoring Report, included as Part D Reporting of Unauthorized Discharges of this Quarterly Report, provides details about these overflows in the wastewater collection system, including the response action taken. The Sanitary Sewer Overflow Response Plan was followed for all unauthorized discharges during this reporting period. Document revisions and employee training for the SSO Response Plan shall be scheduled. The City/Parish complied with the Collection System Preventive Maintenance Program.

Summary of Unauthorized Discharges	Number
North Plant-LA0036439 AI# 4843 Collection System	53
South Plant-LA0036412 AI# 4841 Collection System	156
Total	209

** See table attached to Part D – Reporting of Unauthorized Discharges for detailed information about individual events.

The City/Parish [is] [is not] in compliance with Section X Sanitary Sewer Overflow Response Plan (SSORP) for the period 07/1/18 to 09/30/18. If not, see comments above.

Part D:
Reporting of
Unauthorized Discharges

Baton Rouge Consent Decree Quarterly Report Part D - Reporting of Unauthorized Discharges

Requirement: Pursuant to Paragraph 26, Section XI of the Consent Decree the City/Parish shall report all Unauthorized Discharges of which it becomes aware to EPA and LDEQ. All such Unauthorized Discharges shall be reported to EPA and LDEQ in the Quarterly Report.

Summary of Unauthorized Discharges

The attached Sanitary Sewer Overflow Monitoring Report provides information about the unauthorized discharges discovered in the collection system during the reporting period, such as the date, location, cause, action taken to reduce or eliminate the discharge, surface water that received the discharge and quantity of the discharge. The attached Sanitary Sewer Overflow Monitoring Report also identifies the steps taken to prevent the recurrence of the discharge. As shown below, a total of two hundred nine (209) unauthorized discharges occurred during this quarter, seventeen discharges occurred at the wastewater treatment plants.

Summary of Unauthorized Discharges	Number
North Plant-LA0036439 AI# 4843 Collection System	53
South Plant-LA0036412 AI# 4841 Collection System	156
Total	209

** See attached tables for detailed information about individual events.

There were no unusual SSOs, and five (5) unauthorized discharges equal to or greater than 100,000 gallons during this reporting period. Three partial plant bypasses occurred at the North Wastewater Treatment Plant were the result of plant equipment being offline due to construction activities. The remaining two partial bypasses occurred during a heavy rain event and a partial power failure to the bar screens.

Implementation of the Remedial Measures Action Plan (RMAP) projects is ongoing which consist of approximately 109 individual projects. Due to the sheer size of our program improvements, it was necessary to break the program into these manageable individual projects taking into consideration sewer basin location, location with the system, and type of construction. Many of these projects have been moving forward concurrently however each is in different stages of completion. Due to this, all the upgraded pump stations that will increase the sewer flows to the plants cannot be operated at full design flows until all downstream capacity improvements are in place. As we have continued to tighten our system with the aggressive rehabilitation programs, but not having all capacity improvements on line yet, we are finding that we are experiencing a temporary increase in sewer overflows in some portions of the collection system. These will continue to subside as we bring more and more of our improvements online.

The City/Parish [is] [is not] in compliance with Section XI Reporting of Unauthorized Discharges for the period 07/1/18 to 09/30/18. If not, see comments above.

**CITY OF BATON ROUGE/PARISH OF EAST BATON ROUGE
SANITARY SEWER OVERFLOWS MONITORING REPORT**

**NORTH Sewer District Collection System LPDES LA0036439AH# 4843
07/01/2018 To 09/30/2018**

Date	Address	Cause	Action	Prevention	Rec. Waters	Amt. Gals	PS	BOD	TSS	PH	ARD
7/2/2018	2867 Brigadier General Issac Smith Ave.	There was evidence of sewage discharge around the four inch clean-out and the city's sewer manhole. The discharge was caused by pump station # 484 having issues with the main breaker being tripped. The Service inspector did not witness the active overflow. MH# 484-00001.	Recorded sewage discharge and dispatched wash truck to clean the area. The site was washed with fresh water and deodorized using one gallon of Master Scent. One gallon of Champ disinfectant was used to sanitize the site. Two and one half gallons of Beta Magic was also used to deodorize the area.	Scheduled maintenance records will document operational status of the pump station and make adjustment when needed.	Monte Sano Bayou	75	484	123	96	7.13	
7/2/2018	1607 Fairchild St.	There was evidence of sewage discharge around the city's sewer manhole. The discharge was caused by a stoppage in the city's main collection line. The Service Inspector did not witness the active overflow. MH# 044-00143.	Recorded sewage discharge and dispatched wash truck to clean the area. The site was washed with fresh water and deodorized using one gallon of Master Scent. One gallon of Champ disinfectant was used to sanitize the site. Two and one half gallons of Beta Magic was also used to deodorize the area.	We will request the sewer line is CCTV for debris/roots/grease.	Monte Sano Bayou	25	44	123	96	7.13	
7/3/2018	5765 Kleinpeter Rd.	There was evidence of sewage discharge around the city's sewer manhole near the canal. The discharge was caused by a surcharging sewerage system. The Service Inspector did not witness the active overflow. MH# 045-00025.	Recorded sewage discharge and dispatched wash truck to clean the area. The site was washed with fresh water and deodorized using two gallons of Master Scent. Two gallons of Champ disinfectant was used to sanitize the site.	We will request the sewer line is CCTV for I & I problems.	Cypress Bayou	75	45	110	128	7.22	0.64
7/8/2018	3782 Baton Rouge Ave.	Sewerage system surcharging due to weather conditions rain event. MH# 043-00145.	Monitor manhole to calculate discharge, completed inspection report to document event and, submitted report in MyProjectNow. The area was washed with fresh water and deodorized using five gallons of Cheri-Pits. Two gallons of Champ disinfectant was used to sanitize the site.	We will request the sewer line is CCTV for I & I problems.	Knox Canal	20,000	43	26	80	6.56	
7/11/2018	3693 Lanier Dr.	There was evidence of sewage discharge around the city's sewer manhole. The discharge was caused by pump station # 55 having issues with inside on the pumps. The Service Inspector did not witness the active overflow. MH# 055-00012.	Recorded sewage discharge and dispatched wash truck to clean the area. The site was washed down with fresh water and deodorized using one gallon of Master Scent. One gallon of Champ disinfectant was used to sanitize the site.	Scheduled maintenance records will document operational status of the pump station and make adjustment when needed.	Hurricane Creek	75	55	202	294	6.47	
7/15/2018	6867 Hooper Rd.	Pump Station # 433 was down - high wet well - the pump station mechanic found the low float hung up. Pump station mechanic re-set the low float. Pump station was fully operational at 22:00hrs. MH# 433-00001.	Recorded sewage discharge and dispatched wash truck to clean the area. The site was washed with fresh water and deodorized using five gallons of Cheri-Pits.	Scheduled maintenance records will document operational status of the pump station and make adjustment when needed. Pump station not yet connected to SCADA for remote monitoring.	Cypress Bayou	10,800	433	53	70	6.61	
7/16/2018	7010 Governor Sanders Dr.	There was evidence of sewage discharge in the ditch at address listed above. The discharge was caused by pump station # 433 having issues with a hung up low float. The Service Inspector did not witness the active overflow. MH# 433-00001.	Recorded sewage discharge and dispatched wash truck to clean the area. The site was washed with fresh water and deodorized using two gallons of Master Scent. Two gallons of Champ disinfectant was used to sanitize the site.	Scheduled maintenance records will document operational status of the pump station and make adjustment when needed. Pump station not yet connected to SCADA for remote monitoring.	Cypress Bayou	75	433	68	56	6.68	

**CITY OF BATON ROUGE/PARISH OF EAST BATON ROUGE
SANITARY SEWER OVERFLOWS MONITORING REPORT**

**NORTH Sewer District Collection System LPDES LA0036439A# 4843
07/01/2018 To 09/30/2018**

Date	Address	Cause	Action	Prevention	Rec. Waters	Amt. Gals	PS	BOD	TSS	PH	ARD
7/16/2018	11815 Flamingo Dr.	Pump Station # 119N was down - high wet well - the pump station mechanic found a busted sewer pipe. Pump station mechanic repaired the sewer pipe and pump station was back in service at 9:30hrs. MH# 119N-00001.	Recorded sewage discharge and dispatched wash truck to clean the area. The site was washed with fresh water and deodorized using two gallons of Master Scent. Two gallons of Champ disinfectant was used to sanitize the site.	Scheduled maintenance records will document operational status of the pump station and make adjustment when needed. Pump station not yet connected to SCADA for remote monitoring.	Engineer Depot Canal	3,188	119N	68	56	6.88	
7/19/2018	4390 Shelley St.	There was a stoppage found in the city's main collection line causing the sewer manhole to overflow. MH# 024-00079.	Recorded sewage discharge and dispatched wash truck to clear the stoppage. The site was washed with fresh water and deodorized using four gallons of Master Scent. Four gallons of Champ disinfectant was used to sanitize the site.	We will request the sewer line is CCTV for debris/roots/grease.	Hurricane Creek	5	24	58	48	7	
7/20/2018	10444 Evan Brooks Dr.	There was evidence of sewage discharge in the canal at address listed above. The discharge was caused by pump station # 194 having issues with the air system. The Service Inspector did not witness the active overflow. MH# 194-00001.	Recorded sewage discharge and dispatched wash truck to clean the area. The canal was back flushed with fresh water and deodorized with four gallons of Master Scent. Four gallons of Champ disinfectant was used to sanitize the site. Six gallons of Cheri-Pits was also used to deodorize the canal.	Scheduled maintenance records will document operational status of the pump station and make adjustment when needed. Pump station not yet connected to SCADA for remote monitoring.	Hurricane Creek	75	194	320	102	6.79	
7/20/2018	8094 Mickens Rd.	There was sewage discharge in the ditch in front of 8094 Mickens Rd. The discharge was caused by contractor making a repair on the sewer line and the contractors bored through the eight inch collection line and the ARV line. The contractors were on site making the repair. MH# 277-00012.	Recorded sewage discharge and dispatched wash truck to clean the area. The site was washed with fresh water and deodorized with three gallons of Master Scent. Three gallons of Champ disinfectant was used to sanitize the site.	The repair on the eight inch collection line and the Air Release Valve was completed by contractors on 7-20-18.	Roberts Canal	15,000	277	320	102	6.79	
7/23/2018	11025 Shoe Creek Dr.	There was a stoppage found in the city's main collection line causing the sewer manhole to overflow. MH# 230-00016.	Recorded sewage discharge and dispatched wash truck to clear the stoppage. The site was washed with fresh water and deodorized using one gallon of Master Scent. One gallon of Champ disinfectant was used to sanitize the site.	We will request the sewer line to be CCTV for debris/roots/grease.	Shoe Creek	5	230	193	88	6.7	
7/23/2018	5765 Kleinpeter Rd.	There was a stoppage found in the city's main collection line causing the sewer manhole to overflow. MH# 045-00041.	Recorded sewage discharge and dispatched wash truck to clear the stoppage. The canal was back flushed with fresh water and deodorized using four gallons of Master Scent. Four gallons of Champ disinfectant was used to sanitize the site. Twenty gallons of Cheri-Pits was also used to deodorize the canal.	We will request the sewer line is CCTV for debris/roots/grease.	Cypress Bayou	5	45	118	128	6.97	
7/24/2018	10280 Canada St.	There was evidence of sewage discharge from the city's sewer manhole that houses the Air Release Valve. The discharge was caused by a malfunctioning Air Release Valve. MH# 046-00001.	Recorded sewage discharge and dispatched wash truck to clean the area. The site was washed with fresh water and deodorized using one gallon of Master Scent. One gallon of Champ disinfectant was used to sanitize the site.	The pump station section was contacted to dispatch a crew to repair the faulty Air Release Valve.	Monte Sano Bayou	100	46	278	100	6.68	
7/25/2018	8143 Quad Square Dr.	There was evidence of sewage discharge around the city's sewer manhole. The discharge was caused by a stoppage in the city's main collection line. The Service Inspector did not witness the active overflow. MH# 055-05008.	Recorded sewage discharge and dispatched wash truck to clear the stoppage. The site was washed with fresh water and sanitized using one gallon of Champ disinfectant.	We will request the sewer line is CCTV for debris/roots/grease.	Hurricane Creek	25	55	280	184	6.39	

**CITY OF BATON ROUGE/PARISH OF EAST BATON ROUGE
SANITARY SEWER OVERFLOWS MONITORING REPORT**

NORTH Sewer District Collection System LPDES LA0036439A# 4843

07/01/2018 To 09/30/2018

Date	Address	Cause	Action	Prevention	Rec. Waters	Amt. Gals	PS	BOD	TSS	PH	ARD
8/2/2018	9455 Plank Rd.	There was evidence of sewage discharge around the sewer manhole that houses the Air Release Valve. The discharge was caused by a malfunctioning Air Release Valve. The Service Inspector did not witness the active overflow. MH# 179-00003.	Recorded sewage discharge and dispatched wash truck to clean the area. The site was washed with fresh water and deodorized using one gallon of Master Scent. One gallon of Champ disinfectant was used to sanitize the site. Two and one half gallons of Beta Magic was also used to deodorize the area.	Pump station section was notified to dispatch a crew to repair the faulty Air Release Valve.	Cypress Bayou	25	179	76	68	7.12	1.19
8/2/2018	12182 Canterbury Dr.	There is sewage discharging from a leaking eight inch force main pipe that's connected to pump station # 183. MH# 183-00145.	Recorded sewage discharge and dispatched wash truck to clean the area. The site was washed with fresh water and deodorized using one gallon of Master Scent. One gallon of Champ disinfectant was used to sanitize the site.	A work order was created to have contractors make the repair on the eight inch force main. One hundred and nine feet of eight inch pipe was used to repair the eight inch force main. The repair was completed on August 7, 2018 at 17:30hrs.	Engineer Depot Canal	840	183	355	120	6.77	1.19
8/5/2018	12182 Canterbury Dr.	There is sewage discharging from a leaking eight inch force main pipe that's connected to pump station # 183. MH# 183-00145.	Recorded sewage discharge and dispatched wash truck to clean the area. The site was washed with fresh water and deodorized using one gallon of Master Scent. One gallon of Champ disinfectant was used to sanitize the site.	A work order was created to have contractors make the repair on the eight inch force main. One hundred and nine feet of eight inch pipe was used to repair the eight inch force main. The repair was completed on August 7, 2018 at 17:30hrs.	Engineer Depot Canal	1,000	183	166	136	6.6	
8/5/2018	4227 Salem Dr.	There was evidence of sewage discharge around the six inch clean-out. The discharge was caused by a stoppage in the six inch service lateral. The Service Inspector did not witness the active overflow. This may be a possible No Service. MH# 183-00069.	Recorded sewage discharge and dispatched wash truck to clear the stoppage. The site was washed with fresh water and deodorized using one gallon of Master Scent. One gallon of Champ disinfectant was used to sanitize the site.	Advised the homeowner and provided a flyer indicating the best practices. We will also request the sewer line is CCTV for debris/roots/grease due to difficulty clearing the blockage.	None	25	183	166	136	6.6	
8/7/2018	14210 Richardson Dr.	Pump Station # 197 was down - high wet well - the pump station mechanic found number two breaker had tripped. Pump station mechanic re-set the number two breaker. Pump station was back in service at 11:30hrs. MH# 197-00001.	Recorded sewage discharge and dispatched wash truck to clean the area. The site was washed with fresh water and deodorized using five gallons of Cheri-Pits. Two gallons of Champ disinfectant was used to sanitize the site.	Scheduled maintenance records will document operational status of the pump station and make adjustment when needed. Pump station not yet connected to SCADA for remote monitoring.	Beaver Bayou	9,376	197	192	266	6.75	
8/10/2018	14210 Richardson Dr.	Pump Station # 197 was down - high wet well - the pump station mechanic found the overloads where tripped. Pump station mechanic re-set the overloads. Pump station was back in service at 18:40hrs. MH# 197-00001.	Recorded sewage discharge and dispatched wash truck to clean the area. The site was washed with fresh water and deodorized using two gallons of Master Scent. Two gallons of Champ disinfectant was used to sanitize the site.	Scheduled maintenance records will document operational status of the pump station and make adjustment when needed. Pump station not yet connected to SCADA for remote monitoring.	Beaver Bayou	12,189	197	98	62	6.73	
8/13/2018	11921 Fairmead Dr.	Pump Station # 284 was down - high wet well - the pump station mechanic found pump number two had a tripped breaker and a bad connection at the starter. Pump station mechanic re-set the breaker on pump number two and repaired the bad connection at the starter. Pump station was back in service at 14:30hrs. MH# 284-00001.	Recorded sewage discharge and dispatched wash truck to clean the area. The site was washed with fresh water and deodorized using five gallons of Cheri-Pits	Scheduled maintenance records will document operational status of the pump station and make adjustment when needed	Blackwater Bayou	5,166	284	177	140	7.07	
8/13/2018	11551 Troy St.	There was evidence of sewage discharge around the six inch clean-out. The discharge was caused by a stoppage in the six inch service lateral. The Service Inspector did not witness the active overflow. MH# 045-00110CO	Recorded sewage discharge and dispatched wash truck to clear the stoppage. The site was washed with fresh water and deodorized using one gallon of Master Scent. One gallon of Champ disinfectant was used to sanitize the site. Seven and one half gallons of Beta Magic was also used to deodorize the area.	Advised the homeowner and provided a flyer indicating the best practices.	None	25	45	158	120	7.11	

**CITY OF BATON ROUGE/PARISH OF EAST BATON ROUGE
SANITARY SEWER OVERFLOWS MONITORING REPORT**

**NORTH Sewer District Collection System LPDES LA0036439A# 4843
07/01/2018 To 09/30/2018**

Date	Address	Cause	Action	Prevention	Rec. Waters	Amt. Gals	PS	BOD	TSS	PH	ARD
8/17/2018	3782 Baton Rouge Ave.	Sewerage system surcharging due to weather conditions rain event. MH# 043-00145.	Monitor manhole to calculate discharge, completed inspection report to document event, and submitted report in MyProjectNow. The area was washed with fresh water and deodorized using one gallon of Master Scent. One gallon of Champ disinfectant was used to sanitize the site.	We will request the sewer line is CCTV for I & I problems.	Knox Canal	500	43	73	48	6.97	1.48
8/19/2018	7822 Palomar Dr.	Pump Station # 272 was down - high wet well - SCADA shows pumps numbers one, two failed. Both pumps were switched to manual. The station was operational at 12:25hrs. MH# 272-0033.	Recorded sewage discharge and dispatched wash truck to clean the area. The site was washed with fresh water and deodorized using three gallons of Cheri- Pits.	Scheduled maintenance records will document operational status of the pump station and make adjustment when needed	Cypress Bayou	9,210	272	135	116	6.58	1.09
8/20/2018	3643 Monticello Blvd.	Pump Station # 289 was down - high wet well - the pump station mechanic found a stoppage inside the pump station. Pump station mechanic removed the stoppage from inside of one of the pumps. Pump station was back in service at 17:08hrs. MH# 289-00001.	Recorded sewage discharge and dispatched wash truck to clean the area. The site was washed with fresh water and deodorized using one gallon of Master Scent.	Scheduled maintenance records will document operational status of the pump station and make adjustment when needed	Engineer Depot Canal	17,280	289	135	124	6.74	
8/24/2018	10525 N. Park Ave.	Pump Station # 150 was down - high wet well - the pump station mechanic found the low float was bad. Pump station mechanic replaced with new low float. Pump station was back in service at 20:00hrs. MH# 150-00001.	Recorded sewage discharge and dispatched wash truck to clean the area. The site was washed with fresh water and deodorized using one gallon of Master Scent. One gallon of Champ disinfectant was used to sanitize the site. Two and one half gallons of Beta Magic was also used to deodorize the area.	Scheduled maintenance records will document operational status of the pump station and make adjustment when needed	Cypress Bayou	15,696	150	204	72	6.95	
8/27/2018	11734 Alamo Dr.	There was evidence of sewage discharge around the city's sewer manhole. The discharge was caused by pump station # 233 having issues with air being trapped in one of the lines. The Service Inspector did not witness the active overflow. MH# 233-00001.	Recorded sewage discharge and dispatched wash truck to clean the area. The site was washed with fresh water and deodorized using two gallons of Cheri-Pit, two and one half gallons of Beta Magic.	Scheduled maintenance records will document operational status of the pump station and make adjustment when needed	Beaver Bayou	75	233	192	140	6.85	
8/27/2018	6652 Saint Ann Ave.	There was evidence of sewage discharge around the base of the city's sewer manhole. The discharge was caused by a leak in the city's sewer manhole. The Service Inspector did not witness the active overflow. MH# 045-00211.	Recorded sewage discharge and dispatched wash truck to clean the area. The site was washed with fresh water and deodorized using one gallon of Master Scent. One gallon of Champ disinfectant was used to sanitize the site. Two and one half gallons of Beta Magic was also used to deodorize the area.	We will request that a manhole rehab be added to the Annual Manhole Rehab. Project.	None	25	45	133	164	7	
8/28/2018	11358 Fieldcrest Dr.	There was evidence of sewage discharge on the ground. The cause of the sewer discharge may be a leaking force main. The Service Inspector did not witness the active overflow. MH# 094-00003.	Recorded sewage discharge and dispatched wash truck to clean the area. The site was washed with fresh water and deodorized using one gallon of Master Scent. One gallon of Champ disinfectant was used to sanitize the site. Two gallons of Cheri-Pit was also used to deodorize the area.	We will request as dye test of the pump station connected to the force main in the area.	Redwood Creek	25	94	147	108	6.23	

**CITY OF BATON ROUGE/PARISH OF EAST BATON ROUGE
SANITARY SEWER OVERFLOWS MONITORING REPORT**

**NORTH Sewer District Collection System LPDES LA0036439A1# 4843
07/01/2018 To 09/30/2018**

Date	Address	Cause	Action	Prevention	Rec. Waters	Amt. Gals	PS	BOD	TSS	PH	ARD
8/29/2018	2287 75th Ave.	There was evidence of sewage discharge around the four inch clean-out. The discharge was caused by a surcharging sewerage system due to rain event. The Service Inspector did not witness the active overflow. MH# 044-00001.	Recorded sewage discharge and dispatched wash truck to clean the area. The site was washed with fresh water and deodorized using one gallon of Cheri-Pit.	We will request the sewer line is CCTV for I & I problems.	Monte Sano Bayou	25	44	108	146	7.07	
8/29/2018	Baton Rouge Ave. @ Wyandotte St.	Sewerage system surcharging due to weather conditions rain event. MH# 043-00145.	Monitor manhole to calculate discharge, completed inspection report to document event, and submitted report in MyProjectNow. The area was washed with fresh water and deodorized using one gallon of Master Scent. One gallon of Champ disinfectant was used to sanitize the site. One gallon of Cheri-Pit was also used to deodorize the area.	We will request the sewer line is CCTV for I & I problems.	Knox Canal	9000	43	108	146	7.07	
9/3/2018	Baton Rouge Ave. @ Wyandotte St.	Sewerage system surcharging due to weather conditions rain event. MH# 043-00145.	Monitor manhole to calculate discharge, completed inspection report to document event, and submitted report in MyProjectNow. The area was washed with fresh water and deodorized with three gallons of Master Scent. One gallon of Champ disinfectant was used to sanitize the site. Three gallons of Cheri-Pits was also used to deodorize the area.	Excessive I & I is a known issue in this basin due to abandoned properties. I & I will be addressed by project 12-AR-MS-040A scheduled to advertise in the fourth quarter of 2018.	Knox Canal	6,000	43	89	92	6.57	
9/12/2018	4343 Denham St.	There was evidence of sewage discharge around the six inch clean-out. The discharge was caused by a stoppage in the city's main collection line. The Service Inspector did not witness the active overflow. MH# 054-00048.	Recorded sewage discharge and dispatched wash truck to clear the stoppage. The site was washed with fresh water and deodorized using two gallons of Master Scent. Two gallons of Champ disinfectant was used to sanitize the site. Two and one half gallons of Beta Magic was also used to deodorize the area.	We will request the sewer line is CCTV for debris/roots/grease.	Hollywood Lateral	25	54	141	136	6.56	
9/20/2018	8628 Shady Bluff Dr.	There was evidence of sewage discharge in a cave-in over the collection line. The discharge was caused by a stoppage in the city's main collection line. The Service Inspector did not witness the active overflow. This in considered to be a No Service. MH# 196-00003.	Recorded sewage discharge and dispatched wash truck to clear the stoppage. The site was washed with fresh water and deodorized using one gallon of Cheri-Pit. One gallon of Champ disinfectant was used to sanitize the site. Two and one half gallons of Beta Magic was also used to deodorize the area.	We will request the sewer line is CCTV for debris/roots/grease. A work order has been issued to have this repair to be made by contractors.	None	25	196	346	224	6.5	
9/22/2018	Monticello Blvd. @ Catalina Dr.	Pump Station # 183 was down high wet well - the pump station mechanic found the overloads had tripped. Pump station mechanic re-set the overloads in the pump station. Pump station was back in service at 15:30hrs. MH# 183-00001.	Recorded sewage discharge and dispatched wash truck to clean the area. The site was washed with fresh water and deodorized using one gallon of Master Scent. One gallon of Champ disinfectant was used to sanitize the site.	Schedule maintenance records will document operational status of the pump station and make adjustment when needed. Pump station not yet connected to SCADA for remote monitoring.	Engineer Depot Canal	41,742	183	221	224	6.83	
9/25/2018	14549 Crystal Dr.	There was evidence of sewage discharge around the city's sewer manhole. The discharge was caused by surcharging sewerage system. The Service Inspector did not witness the active overflow. MH# 052-00001.	Recorded sewage discharge and dispatched wash truck to clean the area. The site was washed with fresh water and sanitized using one gallon of Neutra Cherry disinfectant.	We will request the sewer line is CCTV for I & I problems.	Beaver Bayou	75	155	154	120	6.58	

Cheryl Berry

From: Cynthia D. Thomas
Sent: Thursday, July 19, 2018 1:54 PM
To: spoc@LA.GOV; whitten-hill.darlene@epa.gov; Richard Speer; Adam M. Smith; Justin Sharper; Calvin Hayes; Cheryl Berry; Matthew A. Bizot; Sarah Boudreaux; Michael Lowe
Cc: Kimberly Coleman; Pat Smith; Cynthia D. Thomas
Subject: OVERFLOW AT NORTH TREATMENT PLANT LA0036439 AI#4843

North Treatment Plant LA0036439 AI# 4843
50 Woodpecker Street
Baton Rouge, LA 70807

OVERFLOW #1

Beginning Date: 07/18/2018
Beginning Time: 0515 hours

Ending Date: 07/18/2018
Ending Time: 0620 hours

OVERFLOW #2

Beginning Date: 07/18/2018
Beginning Time: 1430 hours

Ending Date: 07/18/2018
Ending Time: 1438 hours

The North Waste Water Treatment Plant had two overflows that occurred at the gravity thickener distribution box. These overflows were due to only having one thickener box in service. The gravity thickener box was restricted due to the amount of flow coming into the facility. At the time of overflow (1) an estimated 300 gallons overflowed on plant grounds. Approximately 3 gallons of the disinfectant Mint 32 was used for disinfection during cleanup measures. At the time of overflow (2) an estimated 50 gallons overflowed onto plant grounds. Approximately 1 gallon of the disinfectant Mint 32 was used for disinfection during cleanup measures. The Sanitary Sewer Overflow Response Plan was followed during this incident. If necessary, an official written report will follow.

Overflow (1) was called in and reported by the operator in charge to LDEQ on 7-18-2018 at 7:13 am.
Overflow (2) was called in and reported by the operator in charge to LDEQ on 7-18-2018 at 3:30 pm.

NOTE: If you have any further questions or concerns please contact Mr. Calvin Hayes, the North Wastewater Treatment Plant Supervisor at (225) 389-5582.

Thanks,
Cynthia Thomas
Wastewater Treatment Laboratory

Cheryl Berry

From: Cynthia D. Thomas
Sent: Monday, August 6, 2018 3:23 PM
To: spoc@LA.GOV; whitten-hill.darlene@epa.gov; Richard Speer; Adam M. Smith; Justin Sharper; Calvin Hayes; Cheryl Berry; Matthew A. Bizot; Sarah Boudreaux; Michael Lowe
Cc: Kimberly Coleman; Pat Smith; Cynthia D. Thomas
Subject: Partial Plant Bypass at NORTH TREATMENT PLANT LA0036439 AI#4843

North Treatment Plant LA0036439 AI# 4843
50 Woodpecker Street
Baton Rouge, LA 70807

Beginning Date: 08/02/2018
Beginning Time: 1950 hours

Ending Date: 08/02/2018
Ending Time: 2330 hours

We had a partial plant bypass at the North Treatment Plant which occurred on the gravity side. This bypass was essential to relieve pressure on the primary basin that was in operation, and also due to the amount of flow coming into the facility. An estimated 76,750 gallons was discharged in the Mississippi River after it received chlorination only. The Sanitary Sewer Overflow Response Plan was followed during this incident. If necessary an official written report will follow.

This partial plant bypass was called in and reported by the operator in charge to LDEQ on 8-2-2018 at 2022 hours.

NOTE: If you have any further questions or concerns please contact Mr. Calvin Hayes, the North Wastewater Treatment Plant Supervisor at (225) 389-5582.

Thanks,
Cynthia Thomas
Wastewater Treatment Laboratory
Department of Environmental Services
City of Baton Rouge/Parish of East Baton Rouge
2443 River Rd. Baton Rouge, LA 70802
Ph (225) 389-3240, ext. 409
Fax (225) 389-3111

Cheryl Berry

From: Cynthia D. Thomas
Sent: Tuesday, August 7, 2018 10:57 AM
To: spoc@LA.GOV; whitten-hill.darlene@epa.gov; Richard Speer; Adam M. Smith; Justin Sharper; Matthew A. Bizot; Cheryl Berry; Sarah Boudreaux; Calvin Hayes; Michael Lowe
Cc: Kimberly Coleman; Pat Smith; Cynthia D. Thomas
Subject: SLUDGE OVERFLOW AT NORTH TREATMENT PLANT - LA0036439 AI#4843

North Treatment Plant LA0036439 AI# 4843
50 Woodpecker Street
Baton Rouge, LA 70807

Beginning Date: 08/05/2018
Beginning Time: 0310 hours

Ending Date: 08/05/2018
Ending Time: 0345 hours

We had a sludge overflow at the North Treatment Plant that occurred at the primary sludge line. An estimated 200 gallons of sludge spilled onto plant grounds. The spill was contained on site by the use of sand. Currently, the sludge line is not in operation, but once repairs are made the disinfectant Mint-D will be used for cleanup measures. The Sanitary Sewer Overflow Response Plan was followed during this incident. If necessary, an official written report will follow.

This sludge overflow was called in and reported by the operator in charge to LDEQ on 8-6-2018 at 1022 hours.

NOTE: If you have any further questions or concerns please contact Mr. Calvin Hayes, the North Wastewater Treatment Plant Supervisor at (225) 389-5582.

Thanks,
Cynthia Thomas
Wastewater Treatment Laboratory
Department of Environmental Services
City of Baton Rouge/Parish of East Baton Rouge
2443 River Rd. Baton Rouge, LA 70802
Ph (225) 389-3240, ext. 409
Fax (225) 389-3111

Cheryl Berry

From: Cynthia D. Thomas
Sent: Thursday, August 30, 2018 8:48 AM
To: spoc@LA.GOV; whitten-hill.darlene@epa.gov; Richard Speer; Adam M. Smith; Justin Sharper; Calvin Hayes; Cheryl Berry; Matthew A. Bizot; Sarah Boudreaux; Michael Lowe
Cc: Kimberly Coleman; Pat Smith; Cynthia D. Thomas
Subject: PARTIAL PLANT BYPASS AT NORTH TREATMENT PLANT LA0036439 AI#4843

North Treatment Plant LA0036439 AI# 4843
50 Woodpecker Street
Baton Rouge, LA 70807

Beginning Date: 08/17/2018
Beginning Time: 1100 hours

Ending Date: 08/17/2018
Ending Time: 1400 hours

We had a partial plant bypass at the North Treatment Plant that was due to the plant using multiple bypass pumps while several primary basins and gravity influent pump stations were out of service due to construction improvements. The bypass pumps could not keep up with the gravity influent flow during high flow peaks. An estimated 712,500 gallons was discharged in the Mississippi River after it received chlorination only. The Sanitary Sewer Overflow Response Plan was followed during this incident. An official written report will follow.

This partial plant bypass was called in and reported by the operator in charge to LDEQ on 8-17-2018 at 1651 hours.

NOTE: If you have any further questions or concerns please contact Mr. Calvin Hayes, the North Wastewater Treatment Plant Supervisor at (225) 389-5582.

Thanks,
Cynthia Thomas
Wastewater Treatment Laboratory
Department of Environmental Services
City of Baton Rouge/Parish of East Baton Rouge
2443 River Rd. Baton Rouge, LA 70802
Ph (225) 389-3240, ext. 409
Fax (225) 389-3111

Cheryl Berry

From: Cynthia D. Thomas
Sent: Thursday, August 30, 2018 8:48 AM
To: spoc@LA.GOV; whitten-hill.darlene@epa.gov; Richard Speer; Adam M. Smith; Justin Sharper; Calvin Hayes; Cheryl Berry; Matthew A. Bizot; Sarah Boudreaux; Michael Lowe
Cc: Kimberly Coleman; Pat Smith; Cynthia D. Thomas
Subject: SLUDGE OVERFLOW AT NORTH TREATMENT PLANT - LA0036439 AI#4843

North Treatment Plant LA0036439 AI# 4843
50 Woodpecker Street
Baton Rouge, LA 70807

Beginning Date: 08/18/2018
Beginning Time: 0514 hours

Ending Date: 08/18/2018
Ending Time: 0520 hours

We had a sludge overflow at the North Treatment Plant that occurred when primary sludge leaked from sludge line that was in the process of being repaired. An estimated 10 gallons of sludge spilled onto plant grounds. The disinfectant Mint D (1 gallon) was used during cleanup measures. The Sanitary Sewer Overflow Response Plan was followed during this incident. If necessary, an official written report will follow.

This sludge overflow was called in and reported by the operator in charge to LDEQ on 8-18-2018 at 0528 hours.

NOTE: If you have any further questions or concerns please contact Mr. Calvin Hayes, the North Wastewater Treatment Plant Supervisor at (225) 389-5582.

Thanks,
Cynthia Thomas
Wastewater Treatment Laboratory
Department of Environmental Services
City of Baton Rouge/Parish of East Baton Rouge
2443 River Rd. Baton Rouge, LA 70802
Ph (225) 389-3240, ext. 409
Fax (225) 389-3111

Cheryl Berry

From: Cynthia D. Thomas
Sent: Thursday, August 30, 2018 8:48 AM
To: spoc@LA.GOV; whitten-hill.darlene@epa.gov; Richard Speer; Adam M. Smith; Justin Sharper; Calvin Hayes; Cheryl Berry; Matthew A. Bizot; Sarah Boudreaux; Michael Lowe
Cc: Kimberly Coleman; Pat Smith; Cynthia D. Thomas
Subject: SLUDGE OVERFLOW AT NORTH TREATMENT PLANT - LA0036439 AI#4843

North Treatment Plant LA0036439 AI# 4843
50 Woodpecker Street
Baton Rouge, LA 70807

Beginning Date: 08/18/2018
Beginning Time: 0945 hours

Ending Date: 08/18/2018
Ending Time: 1000 hours

We had a sludge overflow at the North Treatment Plant that was caused when primary sludge leaked from a sludge line that was in the process of being repaired. The sludge was pumped out of an excavation ditch back into the primary settling basin. An estimated 15 gallons of sludge spilled onto plant grounds. The disinfectant Mint 32 (1 gallon) was used during cleanup measures. The Sanitary Sewer Overflow Response Plan was followed during this incident. If necessary, an official written report will follow.

This sludge overflow was called in and reported by the operator in charge to LDEQ on 8-18-2018 at 1015 hours.

NOTE: If you have any further questions or concerns please contact Mr. Calvin Hayes, the North Wastewater Treatment Plant Supervisor at (225) 389-5582.

Thanks,
Cynthia Thomas
Wastewater Treatment Laboratory
Department of Environmental Services
City of Baton Rouge/Parish of East Baton Rouge
2443 River Rd. Baton Rouge, LA 70802
Ph (225) 389-3240, ext. 409
Fax (225) 389-3111

Cheryl Berry

From: Cynthia D. Thomas
Sent: Tuesday, September 4, 2018 11:55 AM
To: spoc@LA.GOV; whitten-hill.darlene@epa.gov; Richard Speer; Adam M. Smith; Justin Sharper; Calvin Hayes; Matthew A. Bizot; Cheryl Berry; Sarah Boudreaux; Michael Lowe
Cc: Kimberly Coleman; patrick.deane@miele.com; Tessica Posey; Cynthia D. Thomas
Subject: OVERFLOW AT NORTH TREATMENT PLANT - LA0036439 AI#4843

North Treatment Plant LA0036439 AI# 4843
50 Woodpecker Street
Baton Rouge, LA 70807

Beginning Date: 08/31/2018
Beginning Time: 1105 hours

Ending Date: 08/31/2018
Ending Time: 1116 hours

We had an overflow at the North Treatment Plant that occurred at the clarifier distribution box. This overflow resulted when operations inadvertently closed an isolation gate at the distribution box that morning and did not re-open it when the flow began to rise. An estimated 800 gallons overflowed onto plant grounds. Two gallons of the disinfectant Mint-D was used during cleanup measures. The Sanitary Sewer Overflow Response Plan was followed during this incident. If necessary, an official written report will follow.

This overflow was called in and reported by the operator in charge to LDEQ on 8-31-2018 at 1230 hours.

NOTE: If you have any further questions or concerns please contact Mr. Calvin Hayes, the North Wastewater Treatment Plant Supervisor at (225) 389-5582.

Thanks,
Cynthia Thomas
Wastewater Treatment Laboratory
Department of Environmental Services
City of Baton Rouge/Parish of East Baton Rouge
2443 River Rd. Baton Rouge, LA 70802
Ph (225) 389-3240, ext. 409
Fax (225) 389-3111

Cheryl Berry

From: Cynthia D. Thomas
Sent: Friday, September 14, 2018 1:52 PM
To: Cynthia D. Thomas; spoc@LA.GOV; whitten-hill.darlene@epa.gov; Richard Speer; Adam M. Smith; Justin Sharper; Calvin Hayes; Matthew A. Bizot; Cheryl Berry; Sarah Boudreaux; Michael Lowe
Cc: Kimberly Coleman; Pat Smith; Tessica Posey
Subject: CORRECTION: OVERFLOW AT NORTH TREATMENT PLANT - LA0036439 AI#4843

Correction:

Beginning Date: 09/11/2018
Beginning Time: 1450 hours
Ending Date: **09/11/2018**
Ending Time: 1506 hours

*Thanks,
Cynthia Thomas
Wastewater Treatment Laboratory
Department of Environmental Services
City of Baton Rouge/Parish of East Baton Rouge
2443 River Rd. Baton Rouge, LA 70802
Ph (225) 389-3240, ext. 409
Fax (225) 389-3111*

From: Cynthia D. Thomas
Sent: Friday, September 14, 2018 1:50 PM
To: spoc@LA.GOV; whitten-hill.darlene@epa.gov; Richard Speer; Adam M. Smith; Justin Sharper; Calvin Hayes; Matthew A. Bizot; Cheryl Berry; Sarah Boudreaux; Michael Lowe
Cc: Kimberly Coleman; Pat Smith; Tessica Posey; Cynthia D. Thomas
Subject: OVERFLOW AT NORTH TREATMENT PLANT - LA0036439 AI#4843

North Treatment Plant LA0036439 AI# 4843
50 Woodpecker Street
Baton Rouge, LA 70807

Beginning Date: 09/11/2018
Beginning Time: 1450 hours
Ending Date: 09/15/2018
Ending Time: 1506 hours

We had an overflow at the North Treatment Plant that occurred at the Force Main Headworks. This overflow resulted when incoming force main flow to the treatment facility was too much for the bar screens to handle, causing the overflow. An estimated 4,500 gallons of influent wastewater overflowed onto plant grounds. The disinfectant Mint D (4 gallons) was used during cleanup measures. The Sanitary Sewer Overflow Response Plan was followed during this incident. If necessary, an official written report will follow.

This overflow was called in and reported by the operator in charge to LDEQ on 9-11-2018 at 1523 hours.

NOTE: If you have any further questions or concerns please contact Mr. Calvin Hayes, the North Wastewater Treatment Plant Supervisor at (225) 389-5582.

Thanks,

Cynthia Thomas

Wastewater Treatment Laboratory

Department of Environmental Services

City of Baton Rouge/Parish of East Baton Rouge

2443 River Rd. Baton Rouge, LA 70802

Ph (225) 389-3240, ext. 409

Fax (225) 389-3111

Cheryl Berry

From: Michael Lowe
Sent: Thursday, September 20, 2018 2:51 PM
To: spoc@LA.GOV; whitten-hill.darlene@epa.gov; Richard Speer; Adam M. Smith; Justin Sharper; Matthew A. Bizot; Cheryl Berry; Sarah Boudreaux; Calvin Hayes; Cynthia D. Thomas
Cc: Kimberly Coleman; Pat Smith
Subject: PARTIAL PLANT BYPASS AT NORTH TREATMENT PLANT LA0036439 AI#4843

North Treatment Plant LA0036439 AI# 4843
50 Woodpecker Street
Baton Rouge, LA 70807

Beginning Date: 09/19/2018
Beginning Time: 1045 hours

Ending Date: 09/19/2018
Ending Time: 1255 hours

We had a partial plant bypass at the North Treatment Plant gravity influent. The portable bypass pumps failed and were unable to keep up with the incoming gravity flow. An estimated 270,000 gallons was discharged in the Mississippi River after it received chlorination only. The Sanitary Sewer Overflow Response Plan was followed during this incident. An official written report will follow.

This partial plant bypass was called in and reported by the operator in charge to LDEQ on 9-19-2018 at 1434 hours.

NOTE: If you have any other questions or concerns please notify the North Wastewater Plant Supervisor, Mr. Calvin Hayes at (225) 389-5582.

Michael Lowe

Wastewater Treatment Lab Supervisor/ School Outreach Coordinator
City of Baton Rouge/Parish of East Baton Rouge/ Department of Environmental Services
2443 River Rd. Baton Rouge, LA 70802
Ph (225) 389-3240, ext. 408/ Fax (225) 389-3111/ Email: mlowe@brgov.com
School Outreach Website: <https://www.brla.gov/373/School-Outreach-Program>



Cheryl Berry

From: Cynthia D. Thomas
Sent: Thursday, September 27, 2018 1:19 PM
To: spoc@LA.GOV; whitten-hill.darlene@epa.gov; Richard Speer; Adam M. Smith; Justin Sharper; Matthew A. Bizot; Cheryl Berry; Sarah Boudreaux; Calvin Hayes; Cynthia D. Thomas
Cc: Kimberly Coleman; Pat Smith; Tessica Posey
Subject: OVERFLOW AT NORTH TREATMENT PLANT - LA0036439 AI#4843

North Treatment Plant LA0036439 AI# 4843
50 Woodpecker Street
Baton Rouge, LA 70807

Beginning Date: 09/26/2018
Beginning Time: 0318 hours

Ending Date: 09/26/2018
Ending Time: 0323 hours

We had an overflow at the North Treatment Plant that was caused by outside contractors that failed to reset the trip setting correctly before leaving for the night. A malfunction of the barscreen resulted in the influent wet well level rising that triggered the overflow. An estimated 200 gallons of wastewater overflowed onto plant grounds. Approximately 3 gallons of Mint D was used for disinfection during cleanup measures. If necessary an official written report will follow.

This overflow was called in and reported by the operator in charge to LDEQ on 9-26-2018 at 0415 hours.

NOTE: If you have any further questions or concerns please contact Mr. Calvin Hayes, the North Wastewater Treatment Plant Supervisor at (225) 389-5582.

Thanks,
Cynthia Thomas
Wastewater Treatment Laboratory
Department of Environmental Services
City of Baton Rouge/Parish of East Baton Rouge
2443 River Rd. Baton Rouge, LA 70802
Ph (225) 389-3240, ext. 409
Fax (225) 389-3111



August 22, 2018

FILE COPY

Department of Environmental Quality
Office of Environmental Compliance
Enforcement Division
Post Office Box 4312
Baton Rouge, Louisiana 70821-4312

HAND DELIVER

Attention: Permit Compliance Unit

Re: LPDES Permit No. LA0036439 AI # 4843
Partial Plant Bypasses

Dear Sir/Madame:

We had three partial bypasses at the North Treatment Plant that resulted in wastewater being discharged into the Mississippi River without treatment. These bypasses were the result of plant equipment being offline due to construction activities. In addition, the diesel pumps were unable to keep up with the influent flow.

In the first bypass, on August 11, 2018, from 1810 hours to 2355 hours 455,000 gallons of wastewater were discharged.

In the second bypass, on August 12-13 2018, from 2230 hours to 0245 hours 814,000 gallons of wastewater were discharged.

In the third bypass, on August 13, 2018, from 0400 hours to 0639 hours 254,000 gallons of wastewater were discharged.

The Sanitary Sewer Overflow Response Plan was followed during this incident.

Should you require additional information concerning this matter, please let me know.

Sincerely yours,

Richard Speer, P.E.
Director of Environmental Services

RS/MFL/pas

xc: Lea Anne Batson, Parish Attorney
Adam Smith, P.E., Chief of Wastewater Operations and Maintenance
Justin Sharper, P.E., Engineering Manager
Michael Lowe, Wastewater Laboratory Supervisor
Calvin Hayes, Wastewater Treatment Plant Supervisor – NTP

Enclosure(s):



August 31, 2018

FILE COPY

Department of Environmental Quality
Office of Environmental Compliance
Enforcement Division
Post Office Box 4312
Baton Rouge, Louisiana 70821-4312

Attention: Permit Compliance Unit

Re: LPDES Permit No. LA0036439 AI # 4843
Partial Plant Bypass

Dear Sir/Madame:

We had a partial plant bypass at the North Treatment Plant that resulted in an estimated 712,500 gallons of wastewater being discharged into the Mississippi River after being treated with chlorination only. This bypass was the result of the bypass pumps not being able to keep up with the gravity influent during peak flow between the hours of 1100 and 1400 on 8-17-2018.

The Sanitary Sewer Overflow Response Plan was followed during this incident.

Should you require additional information concerning this matter, please let me know.

Sincerely yours,

Richard Speer, P.E.
Director of Environmental Services

RS/ML/cdt

xc: Lea Anne Batson, Parish Attorney
Adam M. Smith, P.E., Chief of Wastewater Operations & Maintenance
Justin Sharper, P.E., Engineering Manager
Calvin Hayes, Wastewater Treatment Plant Supervisor-NTP

Enclosure(s):



FILE COPY

August 31, 2018

Department of Environmental Quality
Office of Environmental Compliance
Enforcement Division
Post Office Box 4312
Baton Rouge, Louisiana 70821-4312

Attention: Permit Compliance Unit

Re: LPDES Permit No. LA0036439 AI # 4843
Partial Plant Bypass

Dear Sir/Madame:

We had a partial plant bypass at the North Treatment Plant that resulted in an estimated 1,773,000 gallons of wastewater being discharged in the Mississippi River after receiving chlorination only. This bypass which occurred between the hours of 1745 and 1918 on 8-19-2018 was the result of a loss of power to the bar screens.

The Sanitary Sewer Overflow Response Plan was followed during this incident.

Should you require additional information concerning this matter, please let me know.

Sincerely yours,

Richard Speer, P.E.
Director of Environmental Services

RS/ML/cdt

xc: Lea Anne Batson, Parish Attorney
Adam M. Smith, P.E., Chief of Wastewater Operations & Maintenance
Justin Sharper, P.E., Engineering Manager
Calvin Hayes, Wastewater Treatment Plant Supervisor-NTP

Enclosure(s):

**CITY OF BATON ROUGE/PARISH OF EAST BATON ROUGE
SANITARY SEWER OVERFLOWS MONITORING REPORT**

**SOUTH Sewer District Collection System LPDES LA0036412 AI#4841
07/01/2018 To 09/30/2018**

Date	Address	Cause	Action	Prevention	Rec. Waters	Amt. Gals	PS	BOD	TSS	pH	ARD
7/1/2018	12074 Newcastle Ave.	There was a stoppage found in the city's main collection line causing the sewer manhole to overflow. MH# 143-00004.	Recorded sewage discharge and dispatched wash truck to clear the stoppage. The site was washed with fresh water and deodorized using three gallons of Master Scent. Three gallons of Champ disinfectant was used to sanitize the site.	We will request the sewer line is CCTV for debris/roots/grease.	Wiener Creek	4,500	143	167	152	6.42	
7/1/2018	11888 Longridge Ave.	There was a stoppage found in the city's main collection line causing the sewer manhole to overflow. MH# 143-00012.	Recorded sewage discharge and dispatched wash truck to clear the stoppage. The site was washed with fresh water and deodorized using two gallons of Master Scent. Two gallons of Champ disinfectant was used to sanitize the site.	We will request the sewer line is CCTV for debris/roots/grease.	Weiner Creek	1,000	143	167	152	6.42	
7/2/2018	7544 Richards Dr.	Pump Station # 028 was down - high wet well - the pump station mechanic found the overloads had tripped. Pump station mechanic re-set the overloads, pump station was back fully operational at 13:00hrs. MH# 028-00003;00004.	Recorded sewage discharge and dispatched wash truck to clear the stoppage. The site was washed with fresh water and deodorized using four gallons of Master Scent. Four gallons of Champ disinfectant was used to sanitize the site.	Scheduled maintenance records will document operational status of the pump station and make adjustment when needed. Pump station not yet connected to SCADA for remote monitoring.	Ward Creek	8,100	28	157	174	6.9	
7/2/2018	7388 Prescott Rd.	There was evidence of sewage discharge around the city's sewer manhole. The discharge was caused by a stoppage in the city's main collection line. The Service Inspector did not witness the active overflow. MH# 052-00105.	Recorded sewage discharge and dispatched wash truck to clear the stoppage. The site was washed with fresh water and deodorized using one gallon of Master Scent. One gallon of Champ disinfectant was used to sanitize the site.	We will request the sewer line is CCTV for debris/roots/grease.	Hurricane Creek	25	52	202	9	6.87	
7/3/2018	16402 London Ave.	There was evidence of sewage discharge around the six inch clean-out. The discharge was caused by pump station # 145 having problems with a tripped overload. The Service Inspector did not witness the active overflow. MH# 145-00013.	Recorded sewage discharge and dispatched wash truck to clean the area. The site was washed with fresh water and deodorized using one gallon of Master Scent. One gallon of Champ disinfectant was used to sanitize the site.	Scheduled maintenance records will document operational status of the pump station and make adjustment when needed.	Honey Cut Bayou	75	145	120	448	7.01	0.64
7/3/2018	9932 Great Smoky Ave.	Sewerage system surcharging due to weather conditions rain event. MH# 051-00194.	Monitor manhole to calculate discharge, completed inspection report to document event and, submitted report in MyProjectNow. The area was washed with fresh water and deodorized using two gallons of Master Scent.	Two contract work orders have been issued for repairs. 9860 Great Smokey is pending UT conflict resolution.	Engineer Depot Canal	20,000	51	119	216	7.01	0.64
7/5/2018	155 Marilyn Dr.	There was a stoppage found in the city's main collection line causing the sewer manhole to overflow. MH# 013-05011.	Recorded sewage discharge and dispatched wash truck to clear the stoppage. The site was washed with fresh water and deodorized using two gallons of Master Scent. Two gallons of Champ disinfectant was used to sanitize the site.	We will request the sewer line is CCTV for debris/roots/grease.	Jones Creek	500	13	129	184	6.99	
7/5/2018	3831 Lake Sherwood Ave.	There was sewage discharging into canal that runs into Weiner Creek. The discharge was caused by contractors working in the area of the eighteen inch truck line that started leaking. MH# 136-00003.	Recorded sewage discharge and dispatched wash truck to clear the stoppage. The site was washed with fresh water and deodorized using three gallons of Master Scent. Three gallons of Champ disinfectant was used to sanitize the site.	A work order was created for contractors to make this repair. Seventy-two feet of eighteen inch pipe was used to make the repair on the trunk line. The repair was completed on 7-11-18 at 15:30hrs.	Weiner Creek	25,000	136	120	340	6.75	

**CITY OF BATON ROUGE/PARISH OF EAST BATON ROUGE
SANITARY SEWER OVERFLOWS MONITORING REPORT**

**SOUTH Sewer District Collection System LPDES LA0036412 AI#4841
07/01/2018 To 09/30/2018**

Date	Address	Cause	Action	Prevention	Rec. Waters	Amt. Gals	PS	BOD	TSS	pH	ARD
7/6/2018	10111 Gwenadele Dr.	Pump Station # 337 was down - high wet well - the pump station mechanic found the station had a bad pressure switch. Pump station mechanic replaced the pressure switch. Pump station mechanic replaced the pressure switch. Pump station was back in service at 19:00hrs. MH# 337-00011.	Recorded sewage discharge and dispatched wash truck to clean the area. The site was washed down with fresh water and deodorized using one gallon of Master Scent. One gallon of Champ disinfectant was used to sanitize the site.	Scheduled maintenance records will document operational status of the pump station and make adjustment when needed.	Jones Creek	13,500	337	110	220	6.9	
7/6/2018	11822 Baylor Dr.	Pump Station # 473 was down - high wet well - the pump station mechanic found the optic floats were bad. Pump station mechanic replaced the optic floats, pump station was back in service at 18:00hrs. MH# 066-00008.	Recorded sewage discharge and dispatched wash truck to clean the area. The site was washed with fresh water and deodorized using two gallons of Master Scent. Two gallons of Champ disinfectant was used to sanitize the site.	Scheduled maintenance records will document operational status of the pump station and make adjustment when needed.	Jones Creek	3,825	473	110	220	6.9	
7/7/2018	9836 Florida Blvd.	There was evidence of sewage discharge around the six inch clean-out. The discharge was caused by a stoppage in the six inch service lateral. The Service Inspector did not witness the active overflow. MH# 013-05010.	Recorded sewage discharge and dispatched wash truck to clear the stoppage. The site was washed with fresh water and deodorized using two gallons of Mester Scent. Two gallons of Champ disinfectant was used to sanitize the site.	Advised the store owner and provided a flyer indicating the best practices.	Jones Creek	25	13	159	204	6.77	1.98
7/9/2018	9959 Plaza Americana Dr.	Pump Station # 337 was down - high wet well - the pump station mechanic found the overloads had tripped. Pump station mechanic re-set the overloads, pump station was back in service at 12:00hrs. MH# 337-00001.	Recorded sewage discharge and dispatched wash truck to clean the area. The site was washed down with fresh water and deodorized using one gallon of Master Scent. One gallon of Champ disinfectant was used to sanitize the site.	Scheduled maintenance records will document operational status of the pump station and make adjustment when needed.	Jones Creek	3,825	337	123	144	6.3	
7/9/2018	9959 Plaza Americana Dr.	There was dry evidence of sewage discharge around the city's sewer manhole. The discharge was caused by pump station # 337 having problems with tripped overloads. The Service Inspector did not witness the active overflow. MH# 337-08154.	Recorded sewage discharge and dispatched wash truck to clean the area. The site was washed down with fresh water and deodorized using two gallons of Master Scent. Two gallons of Champ disinfectant was used to sanitize the site.	Scheduled maintenance records will document operational status of the pump station and make adjustment when needed.	Jones Creek	75	337	123	144	6.3	
7/9/2018	5315 Stumberg Lane	Pump Station # 434 was down - high wet well - pump station mechanic found that pump station had a stoppage in one of the pumps. Pump station mechanic removed the blockage and had a vector truck to suck the station down. Station was back in service at 17:30hrs. MH# 434-00001.	Recorded sewage discharge and dispatched wash truck to clean the area. The site was washed down with fresh water and deodorized using one gallon of Master Scent. One gallon of Champ disinfectant was used to sanitize the site.	Scheduled maintenance records will document operational status of the pump station and make adjustment when needed.	Clay Cut Bayou	2,250	434	123	144	6.3	
7/9/2018	5315 Stumberg Lane	Pump Station # 434 had a - high wet well - pump station mechanic found that the pump station was surcharging do to the heavy rain. MH# 434-00001.	Monitor manhole to calculate discharge, completed inspection report to document event and, submitted report in MyProjectNow. The area was washed with fresh water and deodorized using two gallons of Master Scent. Two gallons of Champ disinfectant was used to sanitize the site.	Scheduled maintenance records will document operational status of the pump station and make adjustment when needed.	Clay Cut Bayou	1,200	434	123	144	6.3	

**CITY OF BATON ROUGE/PARISH OF EAST BATON ROUGE
SANITARY SEWER OVERFLOWS MONITORING REPORT**

**SOUTH Sewer District Collection System LPDES LA0036412 A#4841
07/01/2018 To 09/30/2018**

Date	Address	Cause	Action	Prevention	Rec. Waters	Amnt. Gals	PS	BOD	TSS	pH	ARD
7/9/2018	1814 General Cleburne Ave.	Pump Station # 304 was down - high wet well - the pump station mechanic found pump number one had a stoppage inside. Pump station mechanic removed the stoppage from pump number one. Pump station was back in service at 16:20hrs. MH# 304-00031.	Recorded sewage discharge and dispatched wash truck to clean the area. The site was washed down with fresh water and deodorized using one gallon of Master Scent. One gallon of Champ disinfectant was used to sanitize the site.	Scheduled maintenance records will document operational status of the pump station and make adjustment when needed.	Bayou Fountain	9,360	304	123	144	6.3	
7/10/2018	223 Shady Oaks Court	Pump Station # 333 was down - high wet well - the pump station mechanic found the floats hung up inside the station. Pump station mechanic re-set the floats, pump station was back in service at 14:00hrs. MH# 333-00002.	Recorded sewage discharge and dispatched wash truck to clean the area. The site was washed down with fresh water and deodorized using one gallon of Master Scent. One gallon of Champ disinfectant was used to sanitize the site. Two and one half gallons of Beta Magic was also used to deodorize the area.	Scheduled maintenance records will document operational status of the pump station and make adjustment when needed.	Bayou Fountain	720	333	115	151	6.72	
7/10/2018	11311 Cedar Park Ave.	There was a stoppage found in the city's main collection line causing the sewer manhole to overflow. MH# 252-00060.	Recorded sewage discharge and dispatched wash truck to clear the stoppage. The site was washed down with fresh water and deodorized using one gallon of Master Scent. One gallon of Champ disinfectant was used to sanitize the site. Two and one half gallons of Beta Magic was also used to deodorize the area.	We will request the sewer line is CCTV for debris/roots/grease.	Ward Creek	500	252	115	151	6.72	
7/10/2018	7137 Renoir Ave.	There was evidence of sewage discharge around the city's sewer manhole. The discharge was caused by a stoppage in the city's main collection line. The Service Inspector did not witness the active overflow. MH# 058-01750.	Recorded sewage discharge dispatched wash truck to clear the stoppage. The site was washed with fresh water and deodorized using four gallons Master Scent. Four gallons of Champ disinfectant was used to sanitize the site.	We will request the sewer line is CCTV for debris/roots/grease.	Melrose Canal	25	58	132	136	6.69	
7/12/2018	13545 Lilian Dr.	There was a stoppage found in the city's main collection line causing the sewer manhole and six inch clean-out to overflow. MH# 259-00025.	Recorded sewage discharge dispatched wash truck to clear the stoppage. The site was washed with fresh water and deodorized using three gallons Master Scent. Three gallons of Champ disinfectant was used to sanitize the site.	We will request the sewer line is CCTV for debris/roots/grease.	Ward Creek	2	259	92	156	6.65	
7/12/2018	11232 N. Harrells Ferry Rd.	There was a stoppage found in the city's main collection line causing the sewer manhole to overflow. MH# 058-08170.	Recorded sewage discharge dispatched wash truck to clear the stoppage. The site was washed with fresh water and deodorized using two gallons Master Scent.	We will request the sewer line is CCTV for debris/roots/grease.	Jones Creek	30	58	98	146	6.66	
7/12/2018	6110 Bluebonnet Blvd.	Pump Station # 299 was down - high wet well - the pump station mechanic found pump number one motor was not pumping. Pump station mechanic replaced pump number one. Pump station was fully operational at 15:30hrs. MH# 396-00010.	Recorded sewage discharge and dispatched wash truck to clean the area. The site was washed with fresh water and deodorized using one gallon of Master Scent. Two gallons of Champ disinfectant was used to sanitize the site. Five gallons of Chem-Pits and five gallons of Beta Magic was also used to deodorize the area.	Scheduled maintenance records will document operational status of the pump station and make adjustment when needed.	Ward Creek	17,260	299	98	146	6.66	
7/13/2018	11813 Market Place Ave.	Pump Station # 171 was down - high wet well - the pump station mechanic found pump number two debris trapped inside the pump. Pump station mechanic removed the debris from pump number two. Pump station was fully operational 14:08hrs. MH# 171-00016.	Recorded sewage discharge and dispatched wash truck to clean the area. The site was washed with fresh water and deodorized using two gallons of Master Scent. Two gallons of Champ disinfectant was used to sanitize the site.	Scheduled maintenance records will document operational status of the pump station and make adjustment when needed.	Jacks Bayou	6,120	171	104	188	6.55	

**CITY OF BATON ROUGE/PARISH OF EAST BATON ROUGE
SANITARY SEWER OVERFLOWS MONITORING REPORT**

**SOUTH Sewer District Collection System LPDES LA0036412 A#4841
07/01/2018 To 09/30/2018**

Date	Address	Cause	Action	Prevention	Rec. Waters	Amt. Gals	PS	BOD	TSS	pH	ARD
7/13/2018	230 Henry Adams Rd.	There was sewage discharging from the city's sewer manhole that houses the Air Release Valve. MH# ARV-068-01.	Recorded sewage discharge and dispatched wash truck to clean the area. The site was washed with fresh water and deodorized using two gallons of Master Scent. Two gallons of Champ disinfectant was used to sanitize the site.	Pump station section was contacted to dispatch a crew to repair the faulty Air Release Valve.	Bayou Fountain	12,000	68	101	144	6.84	
7/14/2018	12511 Country Ridge Ave.	Pump Station # 171 was down - high wet well - the pump station mechanic found pumps had debris trapped inside the pump. Pump station mechanic removed the debris from pump number two. Pump station was fully operational 14:00hrs. MH# 171-00016.	Recorded sewage discharge and dispatched wash truck to clean the area. The site was washed with fresh water and deodorized using two gallons of Master Scent. Two gallons of Champ disinfectant was used to sanitize the site.	Scheduled maintenance records will document operational status of the pump station and make adjustment when needed.	Jacks Bayou	7,200	171	130	146	6.77	
7/16/2018	9932 Great Smoky Ave.	There was dry evidence of sewage discharge around the city's sewer manhole. The discharge was caused by a surcharging sewage system. The Service Inspector did not witness the active overflow. MH# 051-00193.	Recorded sewage discharge and dispatched wash truck to clean the area. The site was washed with fresh water and deodorized using five gallons of Cheri-Pits.	Two contract work orders have been issued for repairs. 9860 Great Smokey is pending UT conflict resolution.	Engineer Depot Canal	25	51	129	204	7.14	
7/16/2018	12212 Lake Leta Circle	There was a stoppage found in the six inch service lateral causing the six inch clean-out to overflow. MH# 136-0051.	Recorded sewage discharge and dispatched wash truck to clear the stoppage. The site was washed with fresh water and deodorized using one gallon of Master Scent. One gallon of Champ disinfectant was used to sanitize the site.	Advised the homeowner and provided a flyer indicating the best practices.	Jones Creek	1	136	109	142	7.14	
7/16/2018	10145 Florida Blvd.	There was a stoppage found in the city's main collection line causing the city's sewer manhole to overflow. MH# 050-00561.	Recorded sewage discharge and dispatched wash truck to clear the stoppage. The site was washed with fresh water and deodorized using one gallon of Master Scent. One gallon of Champ disinfectant was used to sanitize the site.	We will request the sewer line is CCTV for debris/roots/grease. We will also advise Environmental of possible grease contributors in the area.	Jones Creek	1,700	50	129	204	7.14	
7/17/2018	9940 Great Smoky Ave.	There was sewage discharging from the city's sewer manhole the cause of sewer discharge is unknown. MH# 051-00193.	Recorded sewage discharge and dispatched wash truck to clean the area. The site was washed with fresh water and deodorized using four gallons of Master Scent. Four gallons of Champ disinfectant was used to sanitize the site.	Two contract work orders have been issued for repairs. 9860 Great Smokey is pending UT conflict resolution.	Engineer Depot Canal	7,500	51	115	166	7.48	

**CITY OF BATON ROUGE/PARISH OF EAST BATON ROUGE
SANITARY SEWER OVERFLOWS MONITORING REPORT**

**SOUTH Sewer District Collection System LPDES LA0036412 AI#4841
07/01/2018 To 09/30/2018**

Date	Address	Cause	Action	Prevention	Rec. Waters	Amt. Gals	PS	BOD	TSS	pH	ARD
7/18/2018	7544 Richard Dr.	Pump Station # 028 was down - high wet well - the pump station mechanic found the pumps not pumping. Pump station mechanic bleed water out the air system. Pump Station was fully operational at 11:30hrs. MH# 028-00003.	Recorded sewage discharge and dispatched wash truck to clean the area. The site was washed with fresh water and deodorized using four gallons of Master Scent. Four gallons of Champ disinfectant was used to sanitize the site.	Scheduled maintenance records will document operational status of the pump station and make adjustment when needed. Pump station not yet connected to SCADA for remote monitoring.	Ward Creek	8,010	28	114	180	7.17	
7/18/2018	5755 Airline Hwy	There was evidence of sewage discharge around the six inch clean-out. The discharge was caused by a stoppage in the six inch service lateral. The Service Inspector did not witness the active overflow. MH# 052-00809.	Recorded sewage discharge and dispatched wash truck to clear the stoppage. The site was washed with fresh water and deodorized using one gallon of Master Scent. One gallon of Champ disinfectant was used to sanitize the site.	Advised the business owner and provided a flyer indicating the best practices.	None	25	52	316	100	6.44	
7/18/2018	6629 Pecue Lane	Pump Station # 147 was down - high wet well - the pump station mechanic said BPS repaired the station they replaced the alternator and the drive belt. Pump station mechanic could not say what time the pump station was back in service. MH# 147-00067.	Recorded sewage discharge and dispatched wash truck to clean the area. The site was washed with fresh water and deodorized using two gallons of Master Scent. Two gallons of Champ disinfectant was used to sanitize the site.	Scheduled maintenance records will document operational status of the pump station and make adjustment when needed. Pump station not yet connected to SCADA for remote monitoring.	Jacks Bayou	22,068	147	136	148	6.89	
7/19/2018	9308 Moss Rose Lane	There was a stoppage found in the city's main collection line causing the sewer manhole to overflow. MH# 061-00502.	Recorded sewage discharge and dispatched wash truck to clear the stoppage. The site was washed with fresh water and deodorized using one gallon of Master Scent. One gallon of Champ disinfectant was used to sanitize the site.	We will request the sewer line is CCTV for debris/roots/grease.	Bayou Fountain	900	61	116	136	6.95	

**CITY OF BATON ROUGE/PARISH OF EAST BATON ROUGE
SANITARY SEWER OVERFLOWS MONITORING REPORT**

**SOUTH Sewer District Collection System LPDES LA0036412 A#4841
07/01/2018 To 09/30/2018**

Date	Address	Cause	Action	Prevention	Rec. Waters	Amt. Gals	PS	BOD	TSS	pH	ARD
7/19/2018	1476 Lake Calais Court	Pump Station # 057 was down - high wet well - the pump station mechanic found pumps four and five not pumping. Pump station mechanic placed pumps four and five in auto mode. Pump station was back in service at 20:00hrs. MH# 057-05001C.	Recorded sewage discharge and dispatched wash truck to clean the area. The site was washed with fresh water and deodorized using five gallons of Master Scent. Five gallons of Champ disinfectant was used to sanitize the site.	Scheduled maintenance records will document operational status of the pump station and make adjustment when needed. Pump station not yet connected to SCADA for remote monitoring.	Dawson Creek	75,900	57	142	180	6.92	
7/21/2018	824 N. Parkview Place	There was a stoppage found in the six inch service lateral causing the four inch clean-out to overflow. MH# 058-02878.	Recorded sewage discharge and dispatched wash truck to clear the stoppage. The site was washed with fresh water and deodorized using one gallon of Master Scent. One gallon of Champ disinfectant was used to sanitize the site.	Advised the homeowner and provided a flyer indicating the best practices.	Harelson Lateral	30	58	185	174	7.1	
7/22/2018	8026 Jefferson Hwy	There was a stoppage found in the six inch service lateral causing the four inch clean-out to overflow. MH# 058-02787.	Recorded sewage discharge and dispatched wash truck to clear the stoppage. The site was washed with fresh water and deodorized using one gallon of Master Scent. One gallon of Champ disinfectant was used to sanitize the site.	Advised the Apartment Manager and provided a flyer indicating the best practices.	Ward Creek	5,000	58	135	150	7.01	
7/23/2018	7500 Hennessy Blvd.	There was evidence of sewage discharge around the city's sewer manhole. The cause of the sewer discharge is unknown. The Service Inspector did not witness the active overflow. MH# 058-00324.	Recorded sewage discharge and dispatched wash truck to clean the area. The site was washed with fresh water and deodorized using one gallon of Master Scent. One gallon of Champ disinfectant was used to sanitize the site.	We will request the sewer line to be CCTV for debris/roots/grease.	Ward Creek	25	58	109	236	6.88	
7/23/2018	12511 Country Ridge Ave.	There was evidence of sewage discharge in the canal in the rear of the listed address above that runs in to Jacks Bayou. The cause of the sewer discharge is unknown. The Service Inspector did not witness the active discharge. MH# 148-00041.	Recorded discharge and dispatched wash truck to clean the area. The site was washed with fresh water and deodorized using two gallons of Master Scent. Two gallons of Champ disinfectant was used to sanitize the site.	We will request the sewer lines in the area is CCTV for point of infiltration.	Jacks Bayou	25	148	101	134	6.64	

**CITY OF BATON ROUGE/PARISH OF EAST BATON ROUGE
SANITARY SEWER OVERFLOWS MONITORING REPORT**

**SOUTH Sewer District Collection System LPDES LA0036412 AI#4841
07/01/2018 To 09/30/2018**

Date	Address	Cause	Action	Prevention	Rec. Waters	Amt. Gals	PS	BOD	TSS	pH	ARD
7/23/2018	3488 Brentwood Dr.	There was evidence of sewage discharge in the canal in the rear of listed address above that runs into Ward Creek. The cause of the sewer discharge is unknown. The Service Inspector did not witness the active discharge. MH# 335-00029.	Recorded sewage discharge and dispatched wash truck to clean the area. The canal was back flushed with fresh water and deodorized using ten gallons of Cherri-Pits. Eight gallons of Champ disinfectant was used to sanitize the site. Five gallons of Beta Magic was also used to deodorize the area.	We will request the sewer lines in the area is CCTV for point of infiltration.	Ward Creek	25	335	109	236	6.88	
7/23/2018	Brown Hickory Ave./ Gentle Wind	There was evidence of sewage discharge around a hole where the contractors where working. The cause of the discharge was that contractors where working in the area and broke the six inch force main. The Service Inspector did not witness the active discharge. MH# 497-	Recorded sewage discharge and dispatched wash truck to clean the area. The site was washed with fresh water and deodorized using one gallon of Master Scent. One gallon of Champ disinfectant was used to sanitize the site.	The repair on the six inch force main was completed by contractors on 7-23-18.	None	25	497	109	236	6.88	
7/23/2018	4750 East Catalina Ave.	Pump Station # 334 was down - high wet well - the pump station mechanic found pumps not running. Pump station mechanic drained water from air tank and regulator. Pump station was back in service at 22:15hrs. MH# 334-00039.	Recorded sewage discharge and dispatched wash truck to clean the area. The site was washed with fresh water and deodorized using two gallons of Master Scent. Two gallons of Champ disinfectant was used to sanitize the site.	Scheduled maintenance records will document operational status of the pump station and make adjustment when needed.	Engineer Depot Canal	20,250	334	193	88	6.7	
7/26/2018	18220 Shadow Creek Ave.	Pump Station # 390 was down - high wet well - the pump station mechanic found the Air System was down. Pump station mechanic repaired the air leak, pump station was back in service at 20:50hrs. MH# 390-00012.	Recorded sewage discharge and dispatched wash truck to clean the area. The site was washed with fresh water and deodorized using one gallon of Master Scent. One gallon of Champ disinfectant was used to sanitize the site.	Scheduled maintenance records will document operational status of the pump station and make adjustment when needed.	Jones Creek	4,950	390	142	144	6.59	
7/26/2018	12647 N. Oak Hill Parkway	There was evidence of sewage discharge around the city's sewer manhole. The discharge was caused by pump station # 159 having issues with there air system. The Service Inspector did not witness the active overflow. MH# 159-00001.	Recorded sewage discharge and dispatched wash truck to clean the area. The site was washed with fresh water and sanitized using one gallon of Champ disinfectant.	Scheduled maintenance records will document operational status of the pump station and make adjustment when needed.	Bayou Fountain	75	159	136	132	6.76	
7/27/2018	6821 N. Shore Dr.	Pump Station # 360 was down - high wet well - the pump station mechanic found the flow meter not working properly. Pump station mechanic adjusted the flow meter. Pump station was back in service at 12:42hrs. MH# 360-00002.	Recorded sewage discharge and dispatched wash truck to clean the area. The site was washed with fresh water and deodorized using one gallon of Master Scent. One gallon of Champ disinfectant was used to sanitize the site.	Scheduled maintenance records will document operational status of the pump station and make adjustment when needed.	Jones Creek	3,060	360	128	194	7.2	
7/30/2018	990 Stanford Ave.	There was stoppage found in the city's main collection line causing the sewer manhole to overflow. MH# 006-04250E.	Recorded sewage discharge and dispatched wash truck to clear the stoppage. The site was washed with fresh water and deodorized using one gallon of Master Scent. One gallon of Champ disinfectant was used to sanitize the site.	We will request the sewer line to be CCTV for debris/roots/grease.	Bayou Duplantier	4,800	6	89	172	6.64	
7/30/2018	215 Woodleigh Dr.	Sewerage system surcharging due to weather conditions rain event. MH# 235-00001.	Monitor manhole to calculate discharge, completed inspection report to document event and, submitted report in MyProjectNow. The area was washed with fresh water and deodorized using two gallons of Master Scent. Two gallons of Champ disinfectant was used to sanitize the site.	We will request the sewer line is CCTV for I & I problems.	Bayou Fountain	5	235	83	132	6.61	

**CITY OF BATON ROUGE/PARISH OF EAST BATON ROUGE
SANITARY SEWER OVERFLOWS MONITORING REPORT**

SOUTH Sewer District Collection System LPDES LA0036412 AI#4841

07/01/2018 To 09/30/2018

Date	Address	Cause	Action	Prevention	Rec. Waters	Amt. Gals	PS	BOD	TSS	pH	ARD
7/31/2018	15481 Perkins Rd.	There was evidence of sewage discharge around the city's sewer manhole, ditch and pump station. The cause of the discharge at pump station # 514 is unknown. The Service Inspector did not witness the active overflow. MH# 514-00001.	Recorded sewage discharge and dispatched wash truck to clean the area. The site was washed with fresh water and deodorized using fifteen gallons of Master Scent. Fifteen gallons of Champ disinfectant was used to sanitize the site. Thirty gallons of Cheri-Pits and ten gallons of Beta Magic was also used to deodorized the area.	Scheduled maintenance records will document operational status of the pump station and make adjustment when needed. Pump station not yet connected to SCADA for remote monitoring.	Ward Creek	5,000	514	115	118	6.48	
7/31/2018	11764 Sheraton Dr.	There was evidence of sewage discharge around the city's sewer manhole. The discharge was caused by a stoppage in the city's main collection line. The Service Inspector did not witness the active overflow. MH# 031-00418.	Recorded sewage discharge and dispatched wash truck to clear the stoppage. The site was washed with fresh water and deodorized using one gallon of Master Scent. One gallon of Champ disinfectant was used to sanitize the site.	We will request the sewer line to be CCTV for debris/roots/grease.	Jones Creek	25	31	126	146	6.53	
7/31/2018	5220 Helvetia Dr.	There was sewage discharging from the Air Release Valve inside pump station # 120. The discharge was caused by a malfunctioning Air Release Valve. MH# 120.	Recorded sewage discharge and dispatched wash truck to clean the area. The site was washed with fresh water and deodorized using two gallons of Master Scent. Two gallons of Champ disinfectant was used to sanitize the site.	Pump station section was contacted to dispatch a crew to repair the faulty Air Release Valve.	Bayou Duplantier	6	120	126	146	6.53	
7/31/2018	724 N. Donmoor Ave.	There was evidence of sewage discharge around the four inch clean-out. The discharge was caused by a stoppage in the city's main collection line. The Service Inspector did not witness the active overflow. MH# 058-01770.	Recorded sewage discharge and dispatched wash truck to clear the stoppage. The site was washed with fresh water and deodorized using one gallon of Master Scent.	We will request the sewer line to be CCTV for debris/roots/grease.	Melrose Canal	25	58	126	146	6.53	
8/2/2018	122 Lobdell Blvd.	There was a stoppage found in the six inch service lateral causing the six inch clean-out to overflow.	Recorded sewage discharge and dispatched wash truck to clear the stoppage. The site was washed with fresh water and deodorized using one gallon of Master Scent. One gallon of Champ disinfectant was used to sanitize the site.	Advised the business owner and provided a flyer indicating the best practices. We will also advise Environmental of possible grease contributor.	None	5	58	187	164	6.8	1.19
8/3/2018	1919 Boulevard De Province	Pump Station # 066 was down - high wet well - the pump station mechanic found pump number one meggs where bad to ground. Pump station mechanic installed a by-pass pump. Pump station was back in service at 18:00hrs. MH# 066-00001.	Recorded sewage discharge and dispatched wash truck to clean the area. The canal was back flushed with fresh water and deodorized using two gallons of Master Scent. Two gallons of Champ disinfectant was used to sanitize the site. Fifteen gallons of Cheri-Pits was also used to deodorize the canal.	Scheduled maintenance records will document operational status of the pump station and make adjustment when needed. Pump station not yet connected to SCADA for remote monitoring.	Jones Creek	22,680	66	199	192	6.77	
8/3/2018	932 Holystone Dr.	Pump Station 245 was down - high wet well - The pump station mechanic found suction hose on by -pass pump was busted. Pump station mechanic replaced the suction hose on by pass pump. Station was back in service at 17:00hrs. MH# 245-00001.	Recorded sewage discharge and dispatched wash truck to clean the area. The canal was back flushed with fresh water and deodorized using one gallon of Master Scent. One gallon of Champ disinfectant was used to sanitize the site.	Scheduled maintenance records will document operational status of the pump station and make adjustment when needed. Pump station not yet connected to SCADA for remote monitoring.	Bayou Duplantier	1,476	245	199	192	6.77	
8/4/2018	7970 Jefferson Hwy	There was a stoppage found in city's main collection line causing the four inch clean-out to overflow. MH# 058-01187.	Recorded sewage discharge and dispatched wash truck to clean the area. The site was washed with fresh water and deodorized using one gallon of Master Scent. One gallon of Champ disinfectant was used to sanitize the site.	We will request the sewer line is CCTV for debris/roots/grease. We will also advise Environmental of possible grease contributor.	Ward Creek	1,500	58	164	168	6.85	

**CITY OF BATON ROUGE/PARISH OF EAST BATON ROUGE
SANITARY SEWER OVERFLOWS MONITORING REPORT**

SOUTH Sewer District Collection System LPDES LA0036412 AI#4841

07/01/2018 To 09/30/2018

Date	Address	Cause	Action	Prevention	Rec. Waters	Amt. Gals	PS	BOD	TSS	pH	ARD
8/4/2018	2382 Greenwell Springs Rd.	There was a stoppage found in the six inch service lateral causing the six inch clean-out to overflow. MH# 052-00040.	Recorded sewage discharge and dispatched wash truck to clear the stoppage. The site was washed with fresh water and deodorized using one gallon of Master Scent. One gallon of Champ disinfectant was used to sanitize the site.	Advised the business owner and provided a flyer indicating the best practices. We will also advise Environmental of possible grease contributor.	Melrose Canal	16	52	164	168	6.85	
8/5/2018	13526 Kimbleton Ave.	Pump Station # 201 was down - high wet well - the pump station mechanic found pump number two had failed seal. Pump station mechanic disconnected the bad seal. Pump station was back in service at 21:00hrs. MH# 201-00001.	Recorded sewage discharge and dispatched wash truck to clean the area. The site was washed with fresh water and deodorized using four gallons of Master Scent. Four gallons of Champ disinfectant was used to sanitize the site.	Scheduled maintenance records will document operational status of the pump station and make adjustment when needed.	Jacks Bayou	9,540	201	153	120	6.74	
8/7/2018	7212 Meadow Park Ave.	There was evidence of sewage discharge around the city's sewer manhole. The discharge was caused by a stoppage in the city's main collection line. The Service Inspector did not witness the active overflow. MH# 108-00036.	Recorded sewage discharge and dispatched wash truck to clear the stoppage. The site was washed with fresh water and deodorized using three gallons of Master Scent. Three gallons of Champ disinfectant was used to sanitize the site.	We will request the sewer line is CCTV for debris/roots/grease. We will also advise Environmental of possible grease contributor.	None	25	108	153	158	6.64	
8/7/2018	1919 Boulevard De Province	Pump Station # 066 was down - high wet well - the pump station mechanic found the by-pass pump not running due to being out of fuel. Pump station mechanic refueled the by-pass pump. Pump station was back in service at 11:30hrs. MH# 066-00071.	Recorded sewage discharge and dispatched wash truck to clean the area. The site was washed with fresh water and deodorized using two gallons of Master Scent. Two gallons of Champ disinfectant was used to sanitize the site.	Scheduled maintenance records will document operational status of the pump station and make adjustment when needed. Pump station not yet connected to SCADA for remote monitoring.	Jones Creek	17,640	66	149	156	6.6	
8/10/2018	3688 Warren Dr.	There was evidence of sewage discharge around the city's sewer manhole and canal. The discharge was caused by pump station # 018 being down the cause is unknown. The Service Inspector did not witness the active overflow. MH# 018-00001.	Recorded sewage discharge and dispatched wash truck to clean the area. The canal was back flushed with fresh water and deodorized using two gallons of Master Scent. Two gallons of Champ disinfectant was used to sanitize the site.	Scheduled maintenance records will document operational status of the pump station and make adjustment when needed. Pump station not yet connected to SCADA for remote monitoring.	Hurricane Creek	75	18	118	164	6.89	

**CITY OF BATON ROUGE/PARISH OF EAST BATON ROUGE
SANITARY SEWER OVERFLOWS MONITORING REPORT**

**SOUTH Sewer District Collection System LPDES LA0036412 AI#4841
07/01/2018 To 09/30/2018**

Date	Address	Cause	Action	Prevention	Rec. Waters	Amt. Gals	PS	BOD	TSS	pH	ARD
8/11/2018	Bayou Fountain Ave @ Governor Dr.	Pump Station # 279 was down - high wet well - the pump station mechanic found the pump station flooded. Pump station mechanic requested a by-pass pump to be placed at the station. Pump station was back in service at 14:50hrs. MH# 279-00003;00005;00006;00029.	Recorded sewage discharge and dispatched wash truck to clean the area. The site was washed with fresh water and deodorized using four gallons of Master Scent. Four gallons of Champ disinfectant was used to sanitize the site.	Scheduled maintenance records will document operational status of the pump station and make adjustment when needed.	Bayou Fountain	9,432	279	123	120	6.85	
8/11/2018	2123 Cedercreech Ave.	There was stoppage found in the city's main collection line causing the sewer manholes to overflow. MH# 058-01484;01485.	Recorded sewage discharge and dispatched wash truck to clear the stoppage. The site was washed with fresh water and deodorized using one gallon of Master Scent. One gallon of Champ disinfectant was used to sanitize the site.	We will request the sewer line is CCTV for debris/roots/grease.	Harelson Creek	4,500	58	123	120	6.85	
8/13/2018	3550 Government St.	There was a stoppage found in the city's main collection line causing the sewer manhole to overflow. MH# 003-02203-B.	Recorded sewage discharge and dispatched wash truck to clear the stoppage. The site was washed with fresh water and deodorized using two gallons of Master Scent. Two gallons of Champ disinfectant was used to sanitize the site.	We will request the sewer line is CCTV for debris/roots/grease. Will also advised Environmental of possible grease contributors in the area.	Dawson Creek	5	3	160	172	6.94	
8/14/2018	11311 Cedar Park Ave.	There was evidence of sewage discharge around the six inch clean-out. The discharge was caused by a stoppage in the city's main collection line. The service Inspector did not witness the active overflow. MH# 252-00005.	Recorded sewage discharge and dispatched wash truck to clear the stoppage. The site was washed with fresh water and deodorized using one gallon of Master Scent. One gallon of Champ disinfectant was used to sanitize the site. One gallon of Cheri-Pits was also used to deodorize the area.	We will request the sewer line is CCTV for debris/roots/grease.	None	25	252	128	176	6.91	
8/14/2018	6110 Bluebonnet Blvd.	There was dry evidence of sewage discharge around the six inch clean-out. The cause of the discharge is unknown. The Service Inspector did not witness the active overflow. MH# 299-00001.	Recorded sewage discharge and dispatched wash truck to clean the area. The site was washed with fresh water and deodorized using two gallons of Master Scent. Two gallons of Champ disinfectant was used to sanitize the site. Two gallons of Cheri-Pits was also used to deodorize the area.	We will request the sewer line is CCTV for debris/roots/grease.	Ward Creek	25	299	130	148	7.01	
8/15/2018	17543 Beachwood Ave.	Pump Station # 396 was down - high wet well - the pump station mechanic found the air tubing was broken. Pump station mechanic replaced the broken air tubing at the station. Pump station was back in service at 10:50hrs. MH# 396-00001.	Recorded sewage discharge and dispatched wash truck to clean the area. The site was washed with fresh water and deodorized using one gallon of Master Scent. One gallon of Champ disinfectant was used to sanitize the site. One gallon of Cheri-Pit, two and one half gallons of Beta Magic was also used to deodorize the area.	Scheduled maintenance records will document operational status of the pump station and make adjustment when needed.	Jones Creek	5,400	396	142	420	6.66	
8/15/2018	11311 Cedar Park Ave.	There was a stoppage found in the six inch service lateral causing the six inch clean-out to overflow. MH# 252-00060.	Recorded sewage discharge and dispatched wash truck to clear the stoppage. The site was washed with fresh water and deodorized using one gallon of Master Scent. One gallon of Champ disinfectant was used to sanitize the site. One gallon of Cheri-Pits was also used to deodorize the area.	Advised the business owner and provided a flyer indicating the best practices. We will also request the sewer line is CCTV by in house crews for debris/roots/grease due to multiple stoppages.	None	1	252	142	420	6.66	
8/15/2018	Landsbury Ave.	Pump Station # 036 was down - high wet well - the pump station mechanic found a bad pressure switch. Pump station mechanic replaced the bad pressure switch. Pump station was back in service at 14:30hrs. MH# 036-00001;00001E.	Recorded sewage discharge and dispatched wash truck to clean the area. The site was washed with fresh water and deodorized using three gallons of Master Scent. Three gallons of Champ disinfectant was used to sanitize the site. Three gallons of Cheri-Pits was also used to deodorize the area.	Scheduled maintenance records will document operational status of the pump station and make adjustment when needed. Pump station not yet connected to SCADA for remote monitoring.	Clay Cut Bayou	37,500	36	132	384	6.59	

**CITY OF BATON ROUGE/PARISH OF EAST BATON ROUGE
SANITARY SEWER OVERFLOWS MONITORING REPORT**

**SOUTH Sewer District Collection System LPDES LA0036412 AI#4841
07/01/2018 To 09/30/2018**

Date	Address	Cause	Action	Prevention	Rec. Waters	Amt. Gals	PS	BOD	TSS	pH	ARD
8/15/2018	12750 Magnolia Chase Dr.	There was evidence of sewage discharge around the city's sewer manhole. The discharge was caused by pump station # 330 having issues with a stoppage inside the station. The Service Inspector did not witness the active overflow. MH# 330-00006.	Recorded sewage discharge and dispatched wash truck to clean the area. The site was washed with fresh water and deodorized using one gallon of Master Scent, one gallon of Cheri-Pits.	Scheduled maintenance records will document operational status of the pump station and make adjustment when needed.	Bayou Fountain	75	330	142	420	6.66	
8/15/2018	11822 Justice Ave.	There was a stoppage found in the city's main collection line causing the sewer manhole to overflow. MH# 168-00092.	Recorded sewage discharge and dispatched wash truck to clear the stoppage. The site was washed with fresh water and deodorized using one gallon of Master Scent. One gallon of Champ disinfectant was used to sanitize the site. One gallon of Cheri-Pits was also used to deodorize the area.	We will request the sewer line is CCTV for debris/roots/grease.	Weiner Creek	750	168	142	420	6.66	
8/15/2018	6110 Bluebonnet Blvd.	There was evidence of sewage discharge around the six inch clean-out. The discharge was caused by pump station # 299 being shut down for contractors to make a repair. The Service Inspector did not witness the active overflow. MH# 299-00010.	Recorded sewage discharge and dispatched wash truck to clean the area. The site was washed with fresh water and deodorized using two gallons of Master Scent. One gallon of Champ disinfectant was used to sanitize the site.	Scheduled maintenance records will document operational status of the pump station and make adjustment when needed. Pump station not yet connected to SCADA for remote monitoring.	Ward Creek	75	299	132	384	6.59	
8/15/2018	8919 World Ministry	Pump Station # 300 was down - high wet well - the pump station mechanic had to turn off the station, so contractors could make a repair. Pump station was back in service at 19:00hrs. MH# 300-00019F.	Recorded sewage discharge and dispatched wash truck to clean the area. The site was washed with fresh water and deodorized using two gallons of Master Scent. Two gallons of Champ disinfectant was used to sanitize the site. One gallons of Cheri-Pits was also used to deodorize the area.	Scheduled maintenance records will document operational status of the pump station and make adjustment when needed.	Ward Creek	44,550	300	132	384	6.59	
8/16/2018	11036 Airline Hwy	There was evidence of sewage discharge around the city's sewer manhole. The discharge was caused by a surcharging sewerage system. The Service Inspector did not witness the active overflow. MH# 258-00033.	Recorded sewage discharge and dispatched wash truck to clean the area. The site was washed with fresh water and deodorized using one gallon of Master Scent. One gallon of Champ disinfectant was used to sanitize the site. One gallon of Cheri-Pits was also used to deodorize the area.	We will request the sewer line is CCTV for I & I problems.	Clay Cut Bayou	25	258	96	122	7.42	
8/16/2018	11813 Market Place Ave.	Pump Station # 171 was down - high wet well - the pump station mechanic reported he had to make a repair on the high wet well alarm that was malfunctioning. Pump station was back in service at 11:02hrs. MH# 171-00016.	Recorded sewage discharge and dispatched wash truck to clean the area. The site was washed with fresh water and deodorized using two gallons of Master Scent. Three gallons of Champ disinfectant was used to sanitize the site. Four Cheri-Pits and one half gallons of Beta Magic was also used to deodorize the area.	Scheduled maintenance records will document operational status of the pump station and make adjustment when needed.	Jacks Bayou	1,980	171	96	122	7.42	
8/16/2018	742 Franklin / Claycut Rd.	There was a stoppage found in the city's main collection line causing the city's sewer manhole to overflow. MH# 004-03363.	Recorded sewage discharge and dispatched wash truck to clear the stoppage. The site was washed with fresh water and deodorized using one gallon of Master Scent. One gallon of Champ disinfectant was used to sanitize the site. One gallon of Cheri-Pits was also used to deodorize the area.	We have scheduled the main collection line for CCTV and initiated a work order for the line to be repaired. Update: No additional blockages found in the collection line, roots were found in the four inch service line.	Ward Creek	1,000	4	136	156	7.38	

**CITY OF BATON ROUGE/PARISH OF EAST BATON ROUGE
SANITARY SEWER OVERFLOWS MONITORING REPORT**

**SOUTH Sewer District Collection System LPDES LA0036412 AH#4841
07/01/2018 To 09/30/2018**

Date	Address	Cause	Action	Prevention	Rec. Waters	Amt. Gals	PS	BOD	TSS	pH	ARD
8/17/2018	1916 East Belfair Dr.	Pump Station # 15 was down - high wet well - the pump station was surcharging due to the rain event; all pumps running, failed to keep up with flow. Pump station was fully operational at 12:00hrs. MH# 015-00001. We will also request the sewer lines in the area are CCTV for I/I problems.	Recorded sewage discharge and dispatched wash truck to clean the area. The site was washed with fresh water and deodorized using one gallon Master Scent. One gallon Champ disinfectant was used to sanitize the site. One gallon of Cheri-Pits was also used to deodorize the area.	Scheduled maintenance records will document operational status of the pump station and make adjustment when needed.	Ward Creek	16,335	15	98	592	6.68	1.48
8/17/2018	9548 Homestead Dr.	Pump Station # 431- high wet well- pump station was surcharging due to the recent rain event. Pump Station caught back up and was operational at 11:00 hrs. MH # 431-00002.	Recorded sewage discharge and dispatched wash truck to clean the area. The site was washed down with fresh water and deodorized using one gallon of Master Scent. One gallon of Champ disinfectant was used to sanitize the site. One gallon of Cheri-Pits was also used deodorize the area.	Schedule maintenance records will document operational status of the pump station and we will make adjustments when needed.	Clay Cut Bayou	3,803	431	98	592	6.68	1.48
8/17/2018	8221 Summa Ave.	Pump Station 193 was down - high wet well - the pump station was operating on the by-pass pumps. Pump station was back operational at 16:24hrs. MH# 193-05006.	Recorded sewage discharge and dispatched wash truck to clean the area. The site was washed with fresh water and deodorized using one gallon of Master Scent. One gallon of Champ disinfectant was used to sanitize the site.	Scheduled maintenance records will document operational status of the pump station and make adjustment when needed.	Ward Creek	5,132	193	98	592	6.68	1.48
8/17/2018	3888 Victoria Dr.	Pump Station # 052 was down - high wet well - SCADA shows pumps number one, two and three failed and pump number four running. These are all false readings. Actual level readings were documented by the responding pump station mechanic and relayed to the SCADA room. MH# 052-00009.	Recorded sewage discharge and dispatched wash truck to clean the area. The site was washed with fresh water and deodorized using three gallons of Master Scent. Three gallons of Champ disinfectant was used to sanitize the site. Three gallons of Cheri-Pits was also used to deodorize the area.	Scheduled maintenance records will document operational status of the pump station and make adjustment when needed.	Hurricane Creek	71,793	52	90	152	6.38	1.48
8/19/2018	9548 Homestead Dr.	Pump Station # 431 was down - high wet well - pumps number one and two failed. The alarms did not show in SCADA and the station was back in service at 19:50hrs. MH# 431-00002.	Recorded sewage discharge and dispatched wash truck to clean the area. The site was washed with fresh water and deodorized using one gallon of Master Scent. One gallon of Champ disinfectant was used to sanitize the site. One gallon of Cheri-Pits was also used to deodorize the area.	Scheduled maintenance records will document operational status of the pump station and make adjustment when needed.	Clay Cut Bayou	16,875	431	98	592	6.68	1.02
8/20/2018	3545 Dalton St.	There was a stoppage found in the city's main collection line causing the city's sewer manhole to overflow. MH# 060-07710.	Recorded sewage discharge and dispatched wash truck to clear the stoppage. The site was washed with fresh water and deodorized using four gallons of Master Scent. Four gallons of Champ disinfectant was used to sanitize the site. Six gallons of Cheri-Pits was also used to deodorize the area.	We will request the sewer line is CCTV for debris/roots/grease.	None	750	60	106	176	6.9	
8/20/2018	7814 Office Park Blvd.	There was a stoppage found in the six inch service lateral causing the six inch clean-out to overflow. MH# 335-00030.	Recorded sewage discharge and dispatched wash truck to clear the stoppage. The site was washed with fresh water and deodorized using one gallon of Master Scent.	Advised the business manager and provided a flyer indicating the best practices.	Ward Creek	400	335	106	176	6.9	
8/20/2018	257 Lee Dr.	There was a stoppage found in the city's main collection line causing the city's sewer manhole to overflow. MH# 053-00424D.	Recorded sewage discharge and dispatched wash truck to clear the stoppage. The site was washed with fresh water and deodorized using one gallon of Master Scent. One gallon of Champ disinfectant was used to sanitize the site.	We will request the sewer line is CCTV for debris/roots/grease. We will also advise Environmental of possible grease contributor.	Bayou Fountain	2,700	53	106	176	6.9	

**CITY OF BATON ROUGE/PARISH OF EAST BATON ROUGE
SANITARY SEWER OVERFLOWS MONITORING REPORT**

**SOUTH Sewer District Collection System LPDES LA0036412 A#4841
07/01/2018 To 09/30/2018**

Date	Address	Cause	Action	Prevention	Rec. Waters	Amt. Gals	PS	BOD	TSS	pH	ARD
8/23/2018	10158 Azork Ave.	There was evidence of sewage discharge around the city's sewer manhole. The cause of the discharge is unknown. MH# 088-00034	Recorded sewage discharge and dispatched wash truck to cleanup. The site was washed with fresh water and deodorized using one gallon of Master Scent and one gallon of Cheri Pit. One gallon of Champ disinfectant was used to sanitize the site.	We will request the sewer line is CCTV for debris/roots/grease.	None	25	88	197	172	6.97	
8/23/2018	4444 Tigerland Ave.	There was a stoppage found in the city's main collection line causing the city's sewer manhole to overflow. MH# 107-00015CO	Recorded sewage discharge and dispatched wash truck to clear the stoppage. The site was washed with fresh water and deodorized using three gallons of Cheri Pit, and three gallons of Master Scent. Three gallons of Champ disinfectant was used to sanitize the site.	We will request the sewer line is CCTV for debris/roots/grease. We will also advise Environmental of possible grease contributors.	Bayou Fountain	4,500	107	172	182	6.95	
8/23/2018	9825 Dwyerwood Ave.	There was evidence of sewage discharge around the city's sewer manhole. The discharge was caused by pump station # 088 being down. The cause of the station being down is unknown. The Service Inspector did not witness the active overflow. MH# 088-00001.	Recorded sewage discharge and dispatched wash truck to clean the area. The site was washed with fresh water and deodorized using one gallon of Master Scent. One gallon of Champ disinfectant was used to sanitize the site. One gallon of Cheri-Pits was also used to deodorize the area.	Scheduled maintenance records will document operational status of the pump station and make adjustment when needed.	Ward Creek	75	88	197	172	6.97	
8/24/2018	4724 Jamestown Ave.	There was a stoppage found in the city's main collection line causing the sewer manhole to overflow. MH# 091-00088.	Recorded sewage discharge and dispatched wash truck to clear the stoppage. The site was washed with fresh water and deodorized using one gallon of Master Scent. One gallon of Champ disinfectant was used to sanitize the site. One gallon of Cheri-Pits was also used to deodorize the area.	We will request the sewer line is CCTV for debris/roots/grease. We will also advise Environmental of possible grease contributors in the area.	Ward Creek	3,000	91	154	150	7.39	
8/24/2018	9774 Greenwell Springs Rd.	There was evidence of sewage discharge around the city's sewer manhole. The discharge was caused by a stoppage in the city's main collection line. The Service Inspector did not witness the active overflow. MH# 281-00049.	Recorded sewage discharge and dispatched wash truck to clear the stoppage. The site was washed with fresh water and deodorized using one gallon of Master Scent. One gallon of Champ disinfectant was used to sanitize the site.	We will request the sewer line is CCTV for debris/roots/grease.	None	25	281	154	150	7.39	
8/24/2018	9940 Great Smokey Ave.	There was a stoppage found in the city's main collection line causing the sewer manhole to overflow. MH# 051-00331A.	Recorded sewage discharge and dispatched wash truck to clear the stoppage. The site was washed with fresh water and deodorized using one gallon of Master Scent. One gallon of Champ disinfectant was used to sanitize the site. One gallon of Cheri-Pits was also used to deodorize the area.	Two contract work orders have been created for repairs. The repair located at 9860 Great Smokey Ave. is pending utility conflict resolution.	Engineer Depot Canal	5	51	154	150	7.39	
8/24/2018	9112 Rose Place	There was sewage discharging from the sewer manhole that houses the Air Release Valve. The overflow was caused by a malfunctioning Air Release Valve. MH# 435-00002.	Recorded sewage discharge and dispatched wash truck to clean the area. The site was washed with fresh water and deodorized using one gallon of Master Scent. One gallon of Champ disinfectant was used to sanitize the site.	The pump station section was contacted to dispatch a crew to repair the faulty Air Release Valve.	Ward Creek	1,000	435	170	138	7.42	
8/25/2018	9880 Bluebonnet Blvd.	There was evidence of sewage discharge around the four inch clean-out. The discharge was caused by a stoppage in the city's main collection line. The Service Inspector did not witness the active overflow. MH# 302-05137.	Recorded sewage discharge and dispatched wash truck to clear the stoppage. The site was washed with fresh water and deodorized using five gallons of Master Scent. Three gallons of Champ disinfectant was used to sanitize the site. Four gallons of Cheri-Pit was also used to deodorize the area.	We will request the sewer line is CCTV for debris/roots/grease. Will also advise Environmental of possible grease contributors in the area.	Bayou Fountain	25	302	363	160	7.46	

**CITY OF BATON ROUGE/PARISH OF EAST BATON ROUGE
SANITARY SEWER OVERFLOWS MONITORING REPORT**

**SOUTH Sewer District Collection System LPDES LA0036412 AI#4841
07/01/2018 To 09/30/2018**

Date	Address	Cause	Action	Prevention	Rec. Waters	Amt. Gals	PS	BOD	TSS	pH	ARD
8/26/2018	6110 Bluebonnet Blvd.	Pump Station # 299 was down - high wet well - the pump station mechanic found a stoppage inside both pumps. Pump station mechanic removed both pumps and removed the stoppage. Pump station was back in service at 19:30hrs. MH# 299-00010.	Recorded sewage discharge and dispatched wash truck to clean the area. The site was washed with fresh water and deodorized using one gallon of Master Scent. Two gallons of Champ disinfectant was used to sanitize the site.	Scheduled maintenance records will document operational status of the pump station and make adjustment when needed. Will advise Environmental of possible grease contributor at this address.	Ward Creek	11,520	299	234	155	7.26	
8/26/2018	4915 Alvin Dark Ave.	Pump Station # 206 was down - high wet well - the pump station mechanic found the pumps failed to start. Pump station re-set the PLC switch and cleared the errors. Pump station was back in service at 23:30hrs. MH# 206-00008;0000WW.	Recorded sewage discharge and dispatched wash truck to clean the area. The site was washed with fresh water and deodorized using two gallons of Master Scent. Two gallons of Champ disinfectant was used to sanitize the site. Two gallons of Cheri-Pits was also used to deodorize the area.	Scheduled maintenance records will document operational status of the pump station and make adjustment when needed.	Bayou Fountain	23,364	206	165	119	7.29	
8/27/2018	3488 Brentwood Dr.	Pump Station # 335 was down - high wet well - the pump station mechanic found the pump station was having air issues. Pump station mechanic repaired the air problem. Pump station was back in service at 12:47hrs. MH# 335-00001.	Recorded sewage discharge and dispatched wash truck to clean the area. The canal was back flushed using one gallon of Master Scent. One gallon of Champ disinfectant was used to sanitize the site. Two gallons of Cheri-Pit, and two and one half gallons of Beta Magic was also used to deodorize the area.	Scheduled maintenance records will document operational status of the pump station and make adjustment when needed.	Ward Creek	24,477	335	191	192	7.05	
8/27/2018	10632 Alco Ave.	There was evidence of sewage discharge on the ground. The cause of the sewage discharge is unknown. The Service Inspector did not witness the active overflow. MH# 095-00005.	Recorded sewage discharge and dispatched wash truck to clean the area. The site was washed with fresh water and deodorized using one gallon of Master Scent. One gallon of Champ disinfectant was used to sanitize the site. One gallon of Cheri-Pit was also used to deodorize the area.	We will request the sewer line is CCTV for I & I problems.	None	25	95	191	192	7.05	
8/29/2018	Chippewa St. @ Lockwood Ave.	Sewerage system surcharging due to weather conditions rain event. MH# 032-05550.	Monitor manhole to calculate discharge, completed inspection report to document event, and submitted report in MyProjectNow. The area was washed with fresh water and deodorized using one gallon of Cheri-Pit	We will request the sewer line is CCTV for I & I problems.	Drainage Lateral	50	32	156	270	6.98	
8/29/2018	725 Nelson Dr.	Pump Station # 082 was down - high wet well - the pump station mechanic found the rotameter had vibrated closed. Pump station mechanic adjusted the rotameter. Pump station was back in service at 19:00hrs. MH# 082-00001.	Recorded sewage discharge and dispatched wash truck to clean the area. The site was washed with fresh water and deodorized using one gallon of Master Scent. One gallon of Champ disinfectant was used to sanitize the site.	Scheduled maintenance records will document operational status of the pump station and make adjustment when needed.	Bayou Duplantier	3,600	82	156	270	6.98	
8/30/2018	6963 Meadow Park Ave.	There was evidence of sewage discharge around the city's sewer manhole. The discharge was caused by pump station # 108 being down. The cause of pump station being down is unknown. The Service Inspector did not witness the active overflow. MH# 108-00019.	Recorded sewage discharge and dispatched wash truck to clean the area. The site was washed with fresh water and deodorized using three gallons of Master Scent. Three gallons of Champ disinfectant was used to sanitize the site.	Scheduled maintenance records will document operational status of the pump station and make adjustment when needed.	Ward Creek	75	108	102	148	7.02	
8/30/2018	18380 Petroleum Dr.	There was evidence of sewage discharge around the six inch clean-out. The discharge was caused by a stoppage in the six inch service lateral. The Service Inspector did not witness the active overflow. MH# 413-00006.	Recorded sewage discharge and dispatched wash truck to clear the stoppage. The site was washed with fresh water and deodorized using one gallon of Master Scent, one gallon of Cheri-Pit, and two and one half gallons of Beta Magic.	Advised the business manager and provided a flyer indicating the best practices.	Ward Creek	25	413	102	148	7.02	

**CITY OF BATON ROUGE/PARISH OF EAST BATON ROUGE
SANITARY SEWER OVERFLOWS MONITORING REPORT**

**SOUTH Sewer District Collection System LPDES LA0036412 A#4841
07/01/2018 To 09/30/2018**

Date	Address	Cause	Action	Prevention	Rec. Waters	Amt. Gals	PS	BOD	TSS	pH	ARD
8/30/2018	9340 Florida Blvd.	There was a stoppage found in the city's main collection line causing the sewer manhole to overflow. MH# 013-00052F.	Recorded sewage discharge and dispatched wash truck to clear the stoppage. The site was washed with fresh water and deodorized using one gallon of Master Scent. One gallon of Champ disinfectant was used to sanitize the site.	We will request the sewer line is CCTV for debris/roots/grease.	Jones Creek	2,400	13	92	328	7.2	
8/30/2018	4915 Alvin Dark Ave.	Pump Station # 206 was down - high wet well - the pump station mechanic found the low floats were laying on the ground and not in the wet well. Pump station placed floats inside the wet well. Pump station was back in service at 20:30hrs. MH# 206-00008.	Recorded sewage discharge and dispatched wash truck to clean the area. The site was washed with fresh water and deodorized using one gallon of Master Scent. One gallon of Champ disinfectant was used to sanitize the site. Two gallons of Cheri-Pit was also used to deodorize the area.	Scheduled maintenance records will document operational status of the pump station and make adjustment when needed.	Bayou Fountain	12,691	206	102	148	7.02	
8/30/2018	343 Myrtle Hill Dr.	Pump Station # 257 was down - high wet well - pump station mechanic found that the pump station was having issues with the VFD system. Pump station mechanic repaired the VFD system. Pump station was back in service at 23:03hrs. MH# 257-00001.	Recorded sewage discharge and dispatched wash truck to clean the area. The site was washed with fresh water and deodorized using one gallon of Master Scent. One gallon of Champ disinfectant was used to sanitize the site. One gallon of Cheri-Pit was also used to deodorize the area.	Scheduled maintenance records will document operational status of the pump station and make adjustment when needed.	Lively Bayou	1,080	257	92	328	7.2	
8/30/2018	855 S. Flannery Rd.	Pump Station # 101 was down - high wet well - the pump station mechanic found everything was operating like it should be. Pump station mechanic did not find anything wrong at this station wet well was pumping down when they arrived. MH# 101-00001.	Recorded sewage discharge and dispatched wash truck to clean the area. The site was washed with fresh water and deodorized using two gallons of Master Scent. Two gallons of Champ disinfectant was used to sanitize the site. Two gallons of Cheri-Pit was also used to deodorize the area.	Scheduled maintenance records will document operational status of the pump station and make adjustment when needed. Pump station not yet connected to SCADA for remote monitoring.	Lively Bayou	15,600	101	92	328	7.2	
8/31/2018	806 Brinwood Ave.	There was a stoppage found in the city's main collection line causing sewer manhole to overflow. MH# 031-00438.	Recorded sewage discharge and dispatched wash truck to clear the stoppage. The site was washed with fresh water and deodorized using four gallons of Master Scent. Three gallons of Champ disinfectant was used to sanitize the site. One gallon of Cheri-Pit, and five gallons of Beta Magic was also used to deodorize the area.	We will request the sewer line is CCTV for debris/roots/grease. Will also advise Environmental of large apartment complex in area, possible grease contributor.	Lively Bayou	500	31	236	140	7.01	
8/31/2018	11322 S. Walker Court	There was a stoppage found in the city's main collection line causing the six inch clean-out to overflow. MH# 050-00383.	Recorded sewage discharge and dispatched wash truck to clear the stoppage. The site was washed with fresh water and deodorized using one gallon of Master Scent. One gallon of Champ disinfectant was used to sanitize the site. One gallon of Cheri-Pit was also used to deodorize the area.	We will request the sewer line is CCTV for debris/roots/grease.	Lively Bayou	1,200	50	236	140	7.01	

**CITY OF BATON ROUGE/PARISH OF EAST BATON ROUGE
SANITARY SEWER OVERFLOWS MONITORING REPORT**

**SOUTH Sewer District Collection System LPDES LA0036412 AI#4841
07/01/2018 To 09/30/2018**

Date	Address	Cause	Action	Prevention	Rec. Waters	Amt. Gals	PS	BOD	TSS	pH	ARD
9/1/2018	2531 Citiplace Blvd.	There was evidence of sewage discharge around the four inch clean-out. The discharge was caused by pump station # 119 being down do due to pump station surcharging during the rain event. The Service Inspector did not witness the active discharge. MH# 119-00050.	Recorded sewage discharge and dispatched wash truck to clean the area. The site was washed with fresh water and deodorized using one gallon of Master Scent. One gallon of Champ disinfectant was used to sanitize the site.	Schedule maintenance records will document operational status of the pump station and make adjustment when needed.	Ward Creek	75	119	111	158	7.08	
9/2/2018	8059 Summa Ave.	Pump Station # 193 was down - high wet well - the pump station mechanic found the overloads had tripped at the station. Pump station mechanic re-set the overloads, and checked the amps. Pump station was back fully operational at 21:30hrs. MH# 193-00005.	Recorded sewage discharge and dispatched wash truck to clean the area. The site was washed with fresh water and deodorized using one gallon of Master Scent. One gallon of Champ disinfectant was used to sanitize the site. One gallon of Cheri-Pit was also used to deodorize the area.	Schedule maintenance records will document operational status of the pump station and make adjustment when needed.	Ward Creek	8,415	193	154	130	7.04	
9/3/2018	15652 Natalbany Ave.	Pump Station # 315 was down - high wet well - the pump station mechanic found the breaker had tripped. Pump station mechanic re-set the breaker at the pump station. Pump station was back in service at 11:44hrs. MH# 315-00001.	Recorded sewage discharge and dispatched wash truck to clean the area. The site was washed with fresh water and deodorized using one gallon of Master Scent. One gallon of Champ disinfectant was used to sanitize the site.	Schedule maintenance records will document operational status of the pump station and make adjustment when needed. Pump station not yet connected to SCADA for remote monitoring.	Honey Cut Bayou	2,322	315	124	160	6.78	
9/3/2018	7500 Hennessy Blvd.	There was a stoppage found in the city's main collection line causing the sewer manhole to overflow. MH# 058-00102.	Recorded sewage discharge and dispatched wash truck to clear the stoppage. The site was washed with fresh water and deodorized using one gallon of Master Scent. One gallon of Champ disinfectant was used to sanitize the site.	Advised the business owner and provided a flyer indicating the best practices. We will also advise Environmental of possible grease contributor. Revised: Contractor bored through collection line, currently investigating to locate the responsible party.	Ward Creek	36,000	58	126	160	6.84	
9/4/2018	7731 Perkins Rd.	There was a stoppage found in the six inch service lateral causing the six inch clean-out to overflow. MH# Not on map	Recorded sewage discharge and dispatched wash truck to clear the stoppage. The site was washed with fresh water and deodorized using two gallons of Master Scent. Two gallons of Champ disinfectant was used to sanitize the site. Three gallons of Cheri-Pit was also used to deodorize the area.	Advised the business owner and provided a flyer indicating the best practices. We will also advise Environmental of possible grease contributor.	Dawson Creek	9	57	101	140	7.39	
9/4/2018	Myrtle View Court	Pump Station # 257 was down - high wet well - the pump station mechanic found pump stations alarms going off. Pump station mechanic adjusted the floats in the station. Pump station was back in service at 14:07hrs. MH# 257-00012.	Recorded sewage discharge and dispatched wash truck to clean the area. The site was washed with fresh water and deodorized using one gallon of Master Scent. One gallon of Champ disinfectant was used to sanitize the site.	Schedule maintenance records will document operational status of the pump station and make adjustment when needed.	Bayou Fountain	1,200	257	101	140	7.39	
9/4/2018	2966 Magazine Dr.	Pump Station # 154 was down - high wet well - the pump station mechanic found the pump station had a stoppage inside pump number one. Pump station mechanic removed the stoppage from pump number one. Pump station was back in service at 19:00hrs. MH# 154-05014.	Recorded sewage discharge and dispatched wash truck to clean the area. The site was washed with fresh water and deodorized using two gallons of Master Scent. Two gallons of Champ disinfectant was used to sanitize the site. Two gallons of Cheri-Pit was also used to deodorize the area.	Schedule maintenance records will document operational status of the pump station and make adjustment when needed. We will also advise Environmental of possible grease contributor in the area.	Weiner Creek	41,202	154	101	140	7.39	

**CITY OF BATON ROUGE/PARISH OF EAST BATON ROUGE
SANITARY SEWER OVERFLOWS MONITORING REPORT**

**SOUTH Sewer District Collection System LPDES LA0036412 AI#4841
07/01/2018 To 09/30/2018**

Date	Address	Cause	Action	Prevention	Rec. Waters	Amt. Gals	PS	BOD	TSS	pH	ARD
9/5/2018	15869 N. King Bradford Ave.	There was evidence of sewage discharge around a broken pipe. The discharge was caused by a broken pipe to a liberty pump. The Service Inspector did not witness the active overflow. MH# 283-00017.	Recorded sewage discharge and dispatched wash truck to clean the area. The site was washed with fresh water and deodorized using one gallon of Master Scent. One gallon of Champ disinfectant was used to sanitize the site.	A contractor was dispatched to repair the broken pipe for the Liberty Pump.	None	25	283	122	156	6.7	
9/5/2018	4665 Oaklon Ave.	There was evidence of sewage discharge around the four inch clean-out. The discharge was caused by a stoppage in the six inch service lateral. The Service Inspector did not witness the active overflow. MH# 052-00770.	Recorded sewage discharge and dispatched wash truck to clear the stoppage. The site was washed with fresh water and deodorized using two and one half gallons of Beta Magic. One gallon of Champ disinfectant was used to sanitize the site.	Advised the resident and provided a flyer indicating the best practices.	None	25	52	123	116	6.83	
9/5/2018	11070 Mead Rd.	There was a stoppage found in the city's main collection line causing the sewer manhole to overflow. MH# 154-05000.	Recorded sewage discharge and dispatched wash truck to clear the stoppage. The site was washed with fresh water and deodorized using three gallons of Master Scent. Three gallons of Champ disinfectant was used to sanitize the site. Three gallons of Cheri-Pit was also used to deodorize the area.	Will request the sewer line is CCTV for debris/roots/grease.	Weiner Creek	1,600	154	123	116	6.83	
9/6/2018	9211 Parkway Dr.	Pump station # 324 was down - high wet well - the pump station mechanic found the pump station had water in the air system. Pump station mechanic removed the water out of the air system. Pump station was back in service at 12:36hrs. MH# 324-00006.	Recorded sewage discharge and dispatched wash truck to clean the area. The site was washed with fresh water and deodorized using two gallons of Master Scent. Two gallons of Champ disinfectant was used to sanitize the site.	Schedule maintenance records will document operational status of the pump station and make adjustment when needed.	Bayou Fountain	14,148	324	137	140	6.92	
9/6/2018	7500 Hennessy Blvd.	There was a stoppage found in the city's main collection line causing the sewer manhole to overflow. MH# 058-00317.	Recorded sewage discharge and dispatched wash truck to clear the stoppage. The site was washed with fresh water and deodorized using one gallon of Master Scent. One gallon of Champ disinfectant was used to sanitize the site. One gallon of Cheri-Pit was also used to deodorize the area.	Advised the business owner and provided a flyer indicating the best practices. We will also advise Environmental of possible grease contributor. Revised: Contractor bored through collection line, currently investigating to locate the responsible party.	Ward Creek	15,000	58	137	140	6.92	
9/6/2018	11655 Manorwood Ave.	There was evidence of sewage discharge around the six inch clean-out. The discharge was caused by a stoppage found in the six inch service lateral. The Service Inspector did not witness the active overflow. MH# 031-00039.	Recorded sewage discharge and dispatched wash truck to clear the stoppage. The site was washed with fresh water and deodorized using two gallons of Master Scent. Two gallons of Champ disinfectant was used to sanitize the site.	Advised the resident and provided a flyer indicating the best practices.	None	25	31	137	140	6.92	
9/7/2018	16168 Old Hammond Hwy	There was evidence of sewage discharge around the six inch clean-out. The discharge was caused by a stoppage found in the six inch service lateral. The Service Inspector did not witness the active overflow. MH# Not on map.	Recorded sewage discharge and dispatched wash truck to clear the stoppage. The site was washed with fresh water and deodorized using one gallon of Cheri-Pit.	Advised the resident and provided a flyer indicating the best practices.	None	25	Not on Map	125	241	6.8	
9/7/2018	5399 Mancuso Lane	There was evidence of sewage discharge around the six inch clean-out. The discharge was caused by a stoppage in the six inch lateral. The Service Inspector did not witness the active overflow. MH# 057-00068B.	Recorded sewage discharge and dispatched wash truck to clear the stoppage. The site was washed with fresh water and deodorized using one gallon of Master Scent. One gallon of Champ disinfectant was used to sanitize the site. One gallon of Cheri-Pit was also used to deodorize the area.	Advised the grounds keeper and provided a flyer indicating the best practices. Will also request the sewer line is CCTV for debris/roots/grease.	Ward Creek	25	57	112	148	6.96	

**CITY OF BATON ROUGE/PARISH OF EAST BATON ROUGE
SANITARY SEWER OVERFLOWS MONITORING REPORT**

**SOUTH Sewer District Collection System LPDES LA0036412 AI#4841
07/01/2018 To 09/30/2018**

Date	Address	Cause	Action	Prevention	Rec. Waters	Amt. Gals	PS	BOD	TSS	pH	ARD
9/7/2018	1827 General Beauregard Ave.	Pump Station # 237 was down - high wet well - the pump station mechanic found the stoppage inside the pump station. Pump station mechanic removed the stoppage from the pump. Pump station was back in service at 18:30hrs. MH# 237-00001.	Recorded sewage discharge and dispatched wash truck to clean the area. The site was washed with fresh water and deodorized using one gallon of Master Scent. One gallon of Champ disinfectant was used to sanitize the site. One gallon of Cheri-Pit was also used to deodorize the area.	Schedule maintenance records will document operational status of the pump station and make adjustment when needed.	Bayou Fountain	5,400	237	112	148	6.96	
9/10/2018	1324 Louray Dr.	There was a stoppage found in the city's main collection line causing the sewer manhole to overflow. MH# 053-00503.	Recorded sewage discharge and dispatched wash truck to clear the stoppage. The site was washed with fresh water and deodorized using one gallon of Master Scent. One gallon of Champ disinfectant was used to sanitize the site. One gallon of Cheri-Pit was also used to deodorize the area.	Will request the sewer line is CCTV for debris/roots/grease.	Bayou Duplantier	10	53	101	160	6.78	
9/10/2018	13047 Florida Blvd.	Pump Station # 021 was down - high wet well - the pump station mechanic found pump station surcharging due to the rain event. Pump station was back in service at 21:30hrs. MH# 021-00001.	Recorded sewage discharge and dispatched wash truck to clean the area. The site was washed with fresh water and deodorized using one gallon of Master Scent. One gallon of Champ disinfectant was used to sanitize the site. One gallon of Cheri-Pit was also used to deodorize the area.	Schedule maintenance records will document operational status of the pump station and make adjustment when needed. Pump station not yet connected to SCADA for remote monitoring.	Lively Bayou	34,125	21	101	160	6.78	
9/11/2018	4380 Oakmoss Lane	There was evidence of sewage discharge around the city's sewer manhole. The discharge was caused by a stoppage in the city's main collection line. The Service Inspector did not witness the active overflow. MH# 052-00184.	Recorded sewage discharge and dispatched wash truck to clear the stoppage. The site was washed with fresh water and deodorized with one gallon of Master Scent. One gallon of Champ disinfectant was used to sanitize the site.	Will request the sewer line is CCTV for debris/roots/grease.	None	25	52	73	158	6.3	
9/11/2018	Greenwell Springs Rd. @ Monterey Blvd.	There was evidence of sewage discharge around the sewer manhole and on side of the highway. The cause of the discharge is due to pump station # 018 being down. The Service Inspector did not witness the active overflow. MH# 018-00015B;00015C.	Recorded sewage discharge and dispatched wash truck to clean the area. The site was washed with fresh water and deodorized using five gallons of Master Scent. Five gallons of Champ disinfectant was used to sanitize the site. Seven and one half gallons of Beta Magic, and two gallons of Cheri-Pit was also used to deodorize the area.	Schedule maintenance records will document operational status of the pump station and make adjustment when needed. Pump station not yet connected to SCADA for remote monitoring. We will also advise Environmental of possible grease contributors in the area.	Hurricane Creek	1,500	18	73	158	6.3	
9/11/2018	Cherrywood Dr. @ E. Groner Ave.	Pump Station # 088 was down - high wet well - the pump station mechanic found the reactive air wasn't reading properly. Pump station mechanic changed the HDIO board and set point on the PLC. Pump station was back in service at 16:00hrs. MH# 088-00034.	Recorded sewage discharge and dispatched wash truck to clean the area. The site was washed with fresh water and deodorized using two gallons of Master Scent. Two gallons of Champ disinfectant was used to sanitize the site. Two gallons of Cheri-Pit was also used to deodorize the area.	Schedule maintenance records will document operational status of the pump station and make adjustment when needed.	Ward Creek	16,875	88	73	158	6.3	
9/11/2018	16936 Tonya Dr.	There was evidence of dry sewage discharge around the city's sewer manhole. The discharge was possibly caused by a surcharging sewerage system. The Service Inspector did not witness the active overflow. MH# 156-00010.	Recorded sewage discharge and dispatched wash truck to clean the area. The site was washed with fresh water and deodorized using one gallon of Cheri-Pit.	We will request the sewer line is CCTV for I & I problems.	None	25	156	66	172	6.43	
9/11/2018	7814 Office Park Blvd.	There was a stoppage found in the six inch service lateral causing the six inch clean-out to overflow. MH# 355-00030.	Recorded sewage discharge and dispatched wash truck to clear the stoppage. The site was washed with fresh water and deodorized using one gallon Cheri-Pit.	Advised the business Manager and provided a flyer indicating the best practices.	None	2	355	66	172	6.43	

**CITY OF BATON ROUGE/PARISH OF EAST BATON ROUGE
SANITARY SEWER OVERFLOWS MONITORING REPORT**

**SOUTH Sewer District Collection System LPDES LA0036412 AI#4841
07/01/2018 To 09/30/2018**

Date	Address	Cause	Action	Prevention	Rec. Waters	Amt. Gals	PS	BOD	TSS	pH	ARD
9/11/2018	12866 Arlingford Ave.	There was evidence of sewage discharge around the six inch clean-out. The discharge was caused by a stoppage in the main collection line. The Service Inspector did not witness the active overflow. MH# 031-00357	Recorded sewage discharge and dispatched wash truck to clear the stoppage. The site was washed with fresh water and deodorized using one gallon of Master Scent. One gallon of Champ disinfectant was used to sanitize the site.	We will request the sewer line is CCTV for debris/roots/grease.	Lively Bayou	25	31	73	158	6.3	
9/11/2018	3005 Highland Rd.	There was a stoppage found in the city's main collection causing the four inch clean-out to overflow. The stoppage crew couldn't clear the stoppage, this is considered to be a No Service. MH# 001-00196.	Recorded sewage discharge and dispatched wash truck to clear the stoppage. The site was washed with fresh water and deodorized using three gallons of Chemi-Pit, and two and one half gallons of Beta Magic.	We will request the sewer line is CCTV for debris/roots/grease. Update: A work order has been issued to contractors to make the repair.	Corporation Canal	600	1	73	158	6.3	
9/11/2018	8923 Baronne Dr.	There was a stoppage found in the city's main collection line causing the sewer manhole to overflow. MH# 185-00089.	Recorded sewage discharge and dispatched wash truck to clear the stoppage. The site was washed with fresh water and deodorized using two gallons of Chemi-Pit. Two gallons of Champ disinfectant was used to sanitize the site.	We will request the sewer line is CCTV for debris/roots/grease.	Ward Creek	6,500	185	66	172	6.43	
9/11/2018	3554 Warren Dr.	Pump Station # 018 was down - high wet well - pump station mechanic found the pump station was surcharging due to the heavy rain event. Pump station was back in service at 18:53hrs. MH# 018-00015;00013;00003.	Recorded sewage discharge. A clean-up nor chemicals are needed due to the amount of rain water accumulated during the heavy rain event.	Schedule maintenance records will document operational status of the pump station and make adjustment when needed. Pump station not yet connected to SCADA for remote monitoring.	Hurricane Creek	12,300	18	73	158	6.3	
9/12/2018	18445 S. Misson Hill Ave.	Pump Station # 356 was down - high wet well - the pump station mechanic found pump station was having air problems. Pump station mechanic repaired the air problem at the station. Pump station was back in service at 13:30hrs. MH# 356-00004;00005.	Recorded sewage discharge and dispatched wash truck to clean the area. The site was washed with fresh water and deodorized using one gallon of Chemi-Pit. Two gallons of Champ disinfectant was used to sanitize the site. Two and one half gallons of Beta Magic was also used to deodorize the area.	Schedule maintenance records will document operational status of the pump station and make adjustment when needed.	Bayou Fountain	8,424	356	68	116	6.83	
9/12/2018	2725 Sheldon Dr.	There was evidence of sewage discharge around the four inch clean-out. The discharge was caused by a stoppage in the city's main collection line. The Service Inspector did not witness the active overflow. MH# 049-00318.	Recorded sewage discharge and dispatched wash truck to clear the stoppage. The site was washed with fresh water and deodorized using one gallon of Master Scent. One gallon of Champ disinfectant was used to sanitize the site.	Will request the sewer line is CCTV for debris/roots/grease.	None	25	49	85	158	6.79	
9/14/2018	515 Gardere Lane	Pump Station # 142 was down -high wet well - pump station mechanic found the Air Flow Meter was closed off. Pump station mechanic opened the Air Flow Meter. Pump station was back in service at 22:30hrs. MH# 142-00001.	Recorded sewage discharge and dispatched wash truck to clean the area. The site was washed with fresh water and deodorized using two gallons of Master Scent. Two gallons of Champ disinfectant was used to sanitize the site. Two gallons of Chemi-Pit and two and one half gallons of Beta Magic was also used to deodorize the area.	Schedule maintenance records will document operational status of the pump station and make adjustment when needed.	Bayou Fountain	18,000	142	112	126	6.87	
9/17/2018	7831 Capital Court	There was a stoppage found in the city's main collection line causing the sewer manhole to overflow. MH# 300-00014.	Recorded sewage discharge and dispatched wash truck to clear the stoppage. The site was washed with fresh water and deodorized using one gallon of Master Scent. One Champ disinfectant was used to sanitize the site. One gallon of Chemi-Pit was also used to deodorize the area.	Will request the sewer line is CCTV for debris/roots/grease.	Ward Creek	1,800	300	158	200	6.8	

**CITY OF BATON ROUGE/PARISH OF EAST BATON ROUGE
SANITARY SEWER OVERFLOWS MONITORING REPORT**

**SOUTH Sewer District Collection System LPDES LA0036412 AI#4841
07/01/2018 To 09/30/2018**

Date	Address	Cause	Action	Prevention	Rec. Waters	Amt. Gals	PS	BOD	TSS	pH	ARD
9/19/2018	11406 Lake Sherwood Ave. North	There is a broken pipe that runs from pump station # 328 and discharging into the canal that runs to Weiner Creek. MH# 328-00002.	Recorded sewage discharge and dispatched wash truck to clean the area. The site was washed with fresh water and deodorized using two gallons of Master Scent. Two gallons of Champ disinfectant was used to sanitize the site. Two gallons of Chemi-Pit, and two and one half gallons of Beta magic was used to deodorize the area.	A work order has been issued to have this repair to be made by contractors. Update: Repair was completed on 9/26/2018.	Weiner Creek	1,500	328	116	182	6.52	
9/20/2018	17543 Beachwood Ave.	There was evidence of sewage discharge around the six inch clean-out. The discharge was caused by pump station # 396 having issues with a bad pressure switch. The service Inspector did not witness the active overflow. MH# 396-00001.	Recorded sewage discharge and dispatched wash truck to clean the area. The site was washed with fresh water and deodorized with one gallon of Liquid Cherry. One gallon of Neutra Dis Cherry was used to disinfectant the site.	Schedule maintenance records will document operational status of the pump station and make adjustment when needed.	None	75	396	171	152	6.51	
9/21/2018	6585 Summa Ave.	Pump Station # 317 was down - high wet well - the pump station mechanic found the HOA's were left off the station. Pump station mechanic placed the HOA's back in the pump station. Pump station was back in service at 11:45hrs. MH# 317-00025.	Recorded sewage discharge and dispatched wash truck to clean the area. The site was washed down with fresh water and deodorized using two gallons of Liquid Cherry. Two gallons of Netura Dis Cherry was used to sanitize the site.	Schedule maintenance records will document operational status of the pump station and make adjustment when needed.	Ward Creek	3,937	317	169	192	6.48	

**CITY OF BATON ROUGE/PARISH OF EAST BATON ROUGE
SANITARY SEWER OVERFLOWS MONITORING REPORT**

**SOUTH Sewer District Collection System LPDES LA0036412 AI#4841
07/01/2018 To 09/30/2018**

Date	Address	Cause	Action	Prevention	Rec. Waters	Amt. Gals	PS	BOD	TSS	pH	ARD
9/22/2018	5555 Burbank Dr.	Pump Station # 387 was down - high wet well - the pump station mechanic found the overloads had tripped. Pump station mechanic re-set the overloads. Pump station was back in service at 17:30hrs. MH# 387-00002A.	Recorded sewage discharge and dispatched wash truck to clean the area. The site was washed with fresh water and deodorized using one gallon of Liquid Cherry. One gallon of Nectura Dis Cherry was used to sanitize the site.	Schedule maintenance records will document operational status of the pump station and make adjustment when needed.	Bayou Fountain	5,400	387	137	176	6.42	
9/23/2016	13556 Jefferson Hwy	There was a stoppage found in the city's main collection line causing the sewer manhole and the four inch clean-out to overflow. MH# 201-00003.	Recorded sewage discharge dispatched wash truck to clear the stoppage. The site was washed with fresh water and deodorized using one gallon of Master Scent. One gallon of Champ disinfectant was used to sanitize the site. One gallon of Cheri-Pit was also used to deodorize the area.	We will request the sewer line is CCTV for debris/roots/grease. Will also advise Environmental of possible grease contributors in the area.	Jacks Bayou	900	201	89	92	6.52	
9/24/2018	12852 Magnolia Chase Dr.	There was evidence of sewage discharge around the city's sewer manhole and the ditch. The discharge was caused by pump station # 330 having issue with a bad pressure switch. The Service Inspector did not witness the active overflow. MH# 330-00006.	Recorded sewage discharge and dispatched wash truck to clean the area. The site was washed with fresh water and deodorized using two gallons of Liquid Cherry. Two gallons of Neutra Dis Cherry was used to sanitize the site.	Schedule maintenance records will document operational status of the pump station and make adjustment when needed.	Bayou Fountain	75	330	141	1120	6.59	
9/24/2018	9958 Great Smokey Ave.	Sewerage system surcharging due to weather conditions rain event. MH# 051-00194.	Monitor manhole to calculate discharge, completed inspection report to document event, and submitted report in MyProjectNow. The area was washed with fresh water and deodorized with two gallons of Master Scent. Two gallons of Champ disinfectant was used to sanitize the site. Two gallons of Liquid Cherry, and Cheri-Pits was also used to deodorize the area. Two gallons of Neutra Cherry was also used to sanitize the site.	We will request the sewer line is CCTV for I & I problems.	Engineer Depot Canal	10,000	51	146	1220	6.74	
9/25/2018	11888 Darryl Dr.	There was evidence of sewage discharge around the city's sewer manhole. The discharge was caused by pump station # 089 having issues with a surcharging sewerage system. The Service Inspector did not witness the active overflow. MH# 089-00001.	Recorded sewage discharge and dispatched wash truck to clean the area. The site was wash with fresh water and deodorized with two gallons Cheri-Pit.	Schedule maintenance records will document operational status of the pump station and make adjustment when needed. Pump station not yet connected to SCADA for remote monitoring.	Lively Bayou	75	89	143	132	6.95	
9/25/2018	11148 Cloverdale Ave.	There was evidence of sewage discharge around the city's sewer manhole. The discharge was caused by a stoppage in the city's main collection line. The Service Inspector did not witness the active overflow. MH# 252-00020.	Recorded sewage discharge and dispatched wash truck to clean the area. The site was washed with fresh water and deodorized with one gallon of Cheri-Pit. Two gallons of Neutra Cherry disinfectant was used to sanitize the site. Two gallons of Liquid Cherry was also used to deodorize the area.	We will request the sewer line is CCTV for debris/roots/grease. Will also advise Environmental of possible grease contributors in the area.	Bayou Duplantier	75	252	140	172	6.65	
9/25/2018	7075 Airline Hwy	There was evidence of sewage discharge around the city's sewer manhole. The discharge was caused by surcharging sewerage system. The Service Inspector did not witness the active overflow. MH# 052-00001.	Recorded sewage discharge and dispatched wash truck to clean the area. The site was washed with fresh water and deodorized using one gallon of Liquid Cherry. One gallon of Neutra Cherry disinfectant was used to sanitize the site. One gallon of Cheri-Pit was also used to deodorize the area.	We will request the sewer line is CCTV for I & I problems.	Hurricane Creek	75	52	143	132	6.95	

**CITY OF BATON ROUGE/PARISH OF EAST BATON ROUGE
SANITARY SEWER OVERFLOWS MONITORING REPORT**

SOUTH Sewer District Collection System LPDES LA0036412 AI#4841

07/01/2018 To 09/30/2018

Date	Address	Cause	Action	Prevention	Rec. Waters	Amt. Gals	PS	BOD	TSS	pH	ARD
9/25/2018	13047 Florida Blvd.	There was evidence of sewage discharge around the city's sewer manhole. The discharge was caused by pump station # 021 having issues with floats being to high. The Service Inspector did not witness the active overflow. MH# 021-00006B.	Recorded sewage discharge and dispatched wash truck to clean the area. The site was washed with fresh water and deodorized using two gallons of Liquid Cherry. Three gallons of Neutra Dis Cherry was used to sanitize the site. Two gallons of Cheri-Pit was also used to deodorize the area.	Schedule maintenance records will document operational status of the pump station and make adjustment when needed. Pump station not yet connected to SCADA for remote monitoring.	Jones Creek	75	21	143	132	6.95	
9/27/2018	13047 Florida Blvd.	There was a stoppage found in the city's main collection line causing the sewer manhole to overflow. MH# 021-00006A.	Recorded sewage discharge and dispatched wash truck to clear the stoppage. The site was washed with fresh water and deodorized using two gallons of Liquid Cherry. Three gallons of Neutra Dis Cherry was used to sanitize the site. Two gallons of Cheri-Pit was also used to deodorize the area.	We will request the sewer line is CCTV for debris/roots/grease. Will also advise Environmental of possible grease contributors in the area.	Jones Creek	25	21	81	144	6.96	
9/27/2018	16333 Columns Way	There was evidence of sewage discharge around the six inch clean-out. The discharge was caused by a stoppage in the city's main collection line. The Service Inspector did not witness the active overflow. MH# 496-00006.	Recorded sewage discharge and dispatched wash truck to clear the stoppage. The site was washed with fresh water and sanitized using one gallon of Neutra Cherry disinfectant.	Will request the sewer line is CCTV for debris/roots/grease.	Ward Creek	25	496	100	136	6.79	
9/27/2018	18380 Petroleum Dr.	There was evidence of sewage discharge around the six inch clean-out. The discharge was caused by a stoppage in the six inch service lateral. The Service Inspector did not witness the active overflow. MH# 413-00006.	Recorded sewage discharge and dispatched wash truck to clear the stoppage. The site was washed with fresh water and deodorized using one gallon of Liquid Cherry. One gallon of Neutra Cherry disinfectant was used to sanitize the site.	Advised the business Manager and provided a flyer indicating the best practices. Will also request the sewer line is CCTV for debris/roots/grease.	Ward Creek	25	413	100	136	6.79	
9/28/2018	4452 Jeffery Dr.	There was a stoppage found in the city's main collection line causing the sewer manhole to overflow. MH# 058-04048A.	Recorded sewage discharge and dispatched wash truck to clear the stoppage. The site was washed with fresh water and deodorized using one gallon of Liquid Cherry. One gallon Neutra Cherry disinfectant was used to sanitize the site. One gallon of Cheri-Pit was used to deodorize the area.	Will request the sewer line is CCTV for debris/roots/grease.	Clay Cut Bayou	5	58	138	158	6.88	
9/28/2018	4615 Government St.	There was a stoppage found in the city's main collection line causing the sewer manhole to overflow. MH# 00403114.	Recorded sewage discharge and dispatched wash truck to clear the stoppage. The site was washed with fresh water and deodorized using gallon of Cheri-Pit.	Will request the sewer line is CCTV for debris/roots/grease.	Ward Creek	5	4	138	158	6.88	
9/28/2018	1516 N. Harco Dr.	There was evidence of sewage discharge around the four inch clean-out. The discharge was caused by pump station # 021 being down the findings are unknown. The Service Inspector did not witness the active overflow. MH# 021-00001.	Recorded sewage discharge and dispatched wash truck to clean the area. The site was washed with fresh water and deodorized using one gallon of Liquid Cherry. One gallon of Neutra Cherry disinfectant was used to sanitize the site.	Schedule maintenance records will document operational status of the pump station and make adjustment when needed. Pump station not yet connected to SCADA for remote monitoring.	Lively Bayou	75	21	138	158	6.88	

Cheryl Berry

From: Cynthia D. Thomas
Sent: Wednesday, September 19, 2018 10:50 AM
To: spoc@LA.GOV; whitten-hill.darlene@epa.gov; Richard Speer; Adam M. Smith; Justin Sharper; Gregory Lewis; Matthew A. Bizot; Cheryl Berry; Sarah Boudreaux; Michael Lowe
Cc: Barbara J. Ourso; Pat Smith; Rosie Beathley; Cynthia D. Thomas
Subject: SLUDGE OVERFLOW AT SOUTH TREATMENT PLANT LA0036412 AI#4841 Incident# 18-04597

South Treatment Plant LA0036412 AI# 4841
2850 Gardere Lane
Baton Rouge, LA 70812

Beginning Date: 09/17/2018
Beginning Time: 1150 hours

Ending Date: 09/17/2018
Ending Time: 1200 hours

We had a sludge overflow at the South Treatment Plant that was due to high digester levels and foaming that resulted in contents spilling over the edge of the digester. Operations turned on recirculation pumps, turned off mixing pumps, and removed sludge via belt pressing to bring the levels down. An estimated 400 gallons of sludge overflowed onto plant grounds. The spill was contained onsite. Approximately 10 gallons of the disinfectant Cherry D was used for disinfection during cleanup measures. The Sanitary Sewer Overflow Response Plan was followed during this incident. If necessary, an official written report will follow.

This sludge overflow was called in and reported by the operator in charge to the State Police at 1310 hours. The State Police notified LDEQ on 9-11-2018 at 1311 hours.

NOTE: If you have any further questions or concerns please contact Mr. Greg Lewis, the South Wastewater Treatment Plant Supervisor at (225) 389-3136.

Thanks,
Cynthia Thomas
Wastewater Treatment Laboratory
Department of Environmental Services
City of Baton Rouge/Parish of East Baton Rouge
2443 River Rd. Baton Rouge, LA 70802
Ph (225) 389-3240, ext. 409
Fax (225) 389-3111

Cheryl Berry

From: Cynthia D. Thomas
Sent: Thursday, August 9, 2018 10:13 AM
To: spoc@LA.GOV; whitten-hill.darlene@epa.gov; Richard Speer; Adam M. Smith; Justin Sharper; Gregory Lewis; Cheryl Berry; Matthew A. Bizot; Sarah Boudreaux; Michael Lowe
Cc: Barbara J. Ourso; Rosie Beathley; Pat Smith; Cynthia D. Thomas
Subject: OVERFLOW AT SOUTH TREATMENT PLANT LA0036412 AI#4841

South Treatment Plant LA0036412 AI# 4841
2850 Gardere Lane
Baton Rouge, LA 70812

Beginning Date: 08/08/2018
Beginning Time: 0100 hours

Ending Date: 08/08/2018
Ending Time: 0105 hours

We had an overflow at the South Treatment Plant which was due to an electrical malfunction at the Preliminary Treatment Facility (PTF). When the wet well level increased, the screening equipment did not come on as required due to a power glitch. Plant personnel reset the PTF and normal operations resumed. An estimated 300 gallons of influent wastewater overflowed onto plant grounds. Approximately 15 gallons of the disinfectant Cherry D was used for disinfection during cleanup measures. The Sanitary Sewer Overflow Response Plan was followed during this incident. If necessary, an official written report will follow

This overflow was called in and reported by the operator in charge to LDEQ on 8-8-2018 at 1:25 pm.

NOTE: If you have any further questions or concerns please contact Mr. Greg Lewis, the South Wastewater Treatment Plant Supervisor at (225) 389-3136.

Thanks,
Cynthia Thomas
Wastewater Treatment Laboratory
Department of Environmental Services
City of Baton Rouge/Parish of East Baton Rouge
2443 River Rd. Baton Rouge, LA 70802
Ph (225) 389-3240, ext. 409
Fax (225) 389-3111

Part E:
Consent Decree
Compliance Status

Baton Rouge Consent Decree Quarterly Report Part E - Consent Decree Compliance Status

Requirement: Pursuant to Exhibit I of the Consent Decree, the City/Parish shall report Consent Decree compliance status in each quarterly report and provide a brief narrative summary of non-compliance items and any other information required to convey activity status as it relates to compliance or non-compliance with the Consent Decree.

Compliance Status

- The City/Parish was not in compliance with the South Wastewater Treatment Plant LPDES Permit No. LA0036412 AI# 4841 during the reporting period. The South Wastewater Treatment Plant (SWWTP) exceeded the Fecal Coliform weekly and monthly averages for the period shown in the table below. The total amount of stipulated penalties identified for non-compliant activities at the SWWTP during this reporting period is \$6,500.00. Non-compliance was due to operational issues at the SWWTP.

During this reporting period, solids accumulated in the chlorine contact chamber, which may have been due to a shutdown of belt press operations while an emergency repair was made on a water leak. Further noncompliance is not anticipated.

SWWTP	Permit Level	3 rd Quarter 2018			Stipulated Penalty		
		Jul	Aug	Sept	# of Occurrences	Per Occurrence	Total
<u>BOD</u>							
7-Day Avg. (mg/l)	45	C	C	C			
Monthly Avg. (mg/l)	30	C	C	C			
Monthly Avg. (lbs/day)	14,512	C	C	C			
Percent Removal	75%	C	C	C			
<u>TSS</u>							
7-Day Avg. (mg/l)	45	C	C	C			
Monthly Avg. (mg/l)	30	C	C	C			
Monthly Avg. (lbs/day)	14,512	C	C	C			
Percent Removal	75%	C	C	C			
<u>TRC*</u>							
Daily Avg. (mg/l)	1.17	C	C	C			
<u>Total Nitrogen**</u>							
7-Day Avg. (mg/l)		N/A	N/A	15			
Monthly Avg. (mg/l)		N/A	N/A	15			
<u>Total Phosphorus**</u>							
7-Day Avg. (mg/l)		N/A	N/A	2.6			
Monthly Avg. (mg/l)		N/A	N/A	2.6			
<u>Fecal Coliform</u>							
7-Day Avg. (mg/l)	400 col/100ml	4005	C	C			
		10323					
		6949					
		1332			4	\$1,000	\$4,000
Monthly Avg. (mg/l)	200 col/100ml	2034	C	C	1	\$2,500	\$2,500
						Total	\$6,500

C-Compliance
 - Reflects Permit
 *Modifications as of 8/1/2016
 ** Modifications as of 9/1/2018

Part E - Consent Decree Compliance Status

2. The City/Parish was not in compliance with the North Wastewater Treatment Plant LPDES Permit No. LA0036439 AI# 4843 during the reporting period. The North Wastewater Treatment Plant (NWWTP) exceeded the permit effluent limits for the Fecal Coliform weekly average, the BOD monthly average and the TRC daily average for the periods shown in the table below. The total amount of stipulated penalties identified for non-compliant activities at the North Wastewater Treatment Plant during this reporting period is \$5,500. Non-compliance was due to operational issues at the NWWTP.

During this reporting period, several process units such as the gravity and force main bar screens, grit removal units, gravity influent pump station, primary settling basins, and digesters, were either partially or fully offline for periods of time due to construction improvements. These activities along with high flows that caused partial bypass events led to noncompliance. Further noncompliance is not anticipated.

NWWTP	Permit Level	3 rd Quarter 2018			Stipulated Penalty		
		Jul	Aug	Sept	# of Occurrences	Per Occurrence	Total
<u>BOD</u>							
7-Day Avg. (mg/l)	45	C	C	C			
Monthly Avg. (mg/l)	30	C	33	C	1	\$2,500	\$2,500
Monthly Avg. (lbs/day)	13,511	C	C	C			
Percent Removal	75%	C	C	C			
<u>TSS</u>							
7-Day Avg. (mg/l)	45	C	C	C			
Monthly Avg. (mg/l)	30	C	C	C			
Monthly Avg. (lbs/day)	13,511	C	C	C			
Percent Removal	75%	C	C	C			
<u>TRC**</u>							
Daily Avg.(mg/l)	1.3	N/A	N/A	1.36			
				1.31	2	\$1,000	\$2,000
<u>Total Nitrogen**</u>							
7-Day Avg. (mg/l)		N/A	N/A	26.7			
Monthly Avg. (mg/l)		N/A	N/A	26.7			
<u>Total Phosphorus**</u>							
7-Day Avg. (mg/l)		N/A	N/A	3.3			
Monthly Avg. (mg/l)		N/A	N/A	3.3			
<u>Fecal Coliform</u>							
7-Day Avg. (mg/l)	400 col/100ml	1759	C	C	1	\$1,000	\$1,000
Monthly Avg. (mg/l)	200 col/100ml	C	C	C			
Total							\$5,500

C-Compliance
 - Reflects Permit
 * Modifications as of 8/1/2016
 **Modifications as of 9/1/2018

The City/Parish [is] [is not] in full compliance with Consent Decree for the period 07/ 01 / 18 to 09/ 30 / 18. If not, see comments above.