



Baton Rouge SSO Program

2002 Consent Decree

Quarterly Report No. 65

July 25, 2018

Department of Environmental Services



City of Baton Rouge
Parish of East Baton Rouge
222 St. Louis, 8th Floor
Baton Rouge, La 70802

Office: 225-389-3158
Fax: 225-389-5391

July 25, 2018

CERTIFIED – RETURN RECEIPT REQUESTED

Chief,
Water Enforcement Branch (6EN-W)
Compliance Assurance and Enforcement Division
U.S. Environmental Protection Agency, Region VI
1445 Ross Avenue
Dallas, Texas 75202-2733

Re: City of Baton Rouge and Parish of East Baton Rouge
Consent Decree-Civil Action No. 01-978-B-M3
Sixty Fifth Quarterly Report - **Period Ending June 30, 2018**

Gentlemen:

Pursuant to Paragraph 51 of the Consent Decree, the City of Baton Rouge and Parish of East Baton Rouge hereby submits the 65th Consent Decree Quarterly Report covering activities for the quarter ending June 30, 2018. An Executive Summary is included in the beginning of this report that describes the progress of compliance related activities of the program during the past quarter. In addition, this report contains a summary of compliance with and activities related to:


- Cross Connection Elimination Plan
- Collection System Preventive Maintenance Program (PMP)
- Sanitary Sewer Overflow Response Plan (SSORP)
- Reporting of Unauthorized Discharges
- Consent Decree Compliance Status

These activities are described in Sections VIII, IX, X, XI, XX and XXI of the Consent Decree.

Pursuant to Paragraph 49 and 117 of the Consent Decree, the City of Baton Rouge and Parish of East Baton Rouge hereby submits for review and approval three copies of the 65th Consent Decree Quarterly Report to the US EPA and LDEQ and one copy to the US DOJ and City/Parish DPW.

I certify that the information contained in or accompanying this Sixty Fifth quarterly report is true, accurate and complete. As to those identified portions of this document for which I cannot personally verify their truth and accuracy, I certify as the official having supervisory responsibility for the persons who, acting under my direct instructions, made the verification, that this is true, accurate and complete.

Sincerely,

A handwritten signature in blue ink, appearing to read 'R. Speer', written in a cursive style.

Richard Speer, PE
Environmental Services Director

Cc: Honorable Sharon Weston-Broome, Mayor-President
Chief Administrative Officer
Chief, Environmental Enforcement Section, US DOJ
Mr. Bobby Mayweather, LDEQ
Dr. Chuck Carr Brown, LDEQ
Ms. Mona Bates, US EPA Region 6
Mr. Carlos Zequeira, (6RC-EA)
Ms. Darlene Whitten-Hill, (6EN-WC)
Ms. Lea Anne Batson
Mr. Bob Abbott
Mr. Joseph Young, CH2M
Ms. Elizabeth Gibert, CH2M
Mr. Carlos Giron, CH2M
Mr. Adam Smith
Ms. Cheryl Berry
Mr. Stan Redmond
Mr. Mark LeBlanc
Mr. John Ward
Mr. Mitch O'Brien

CITY-PARISH DEPARTMENTAL MEMORANDUM
WASTEWATER COLLECTION DIVISION

345 Chippewa St.
Baton Rouge, LA 70805

Date: July 24, 2018

To: Mr. Stan Redmond, Wastewater Collection Division
Mr. Paul Nata, Wastewater Collection Division
Ms. Cynthia Thomas, Wastewater Treatment and Disposal Division


From: Ms. Cheryl Berry, P.E., Wastewater Treatment and Disposal Division

Re: City of Baton Rouge and Parish of East Baton Rouge
Consent Decree-Civil Action No. 01-978-B-M3
Sixty Fifth Quarterly Report – Period Ending June 30, 2018
Data Review

Sir or Madam:


Draft copies of the above referenced report have been submitted for your review. This review is to insure that the data submitted under your direction, has been stated in a truthful and accurate manner in the Sixty Fifth Quarterly Report. Once the review of your portion of data is complete and corrected, please sign below the paragraph stating that fact and return for processing.

Sincerely,



Cheryl D. Berry, PE
Sewer Administration

I certify that the information contained in or accompanying the portion of the Sixty Fifth Quarterly Report that I am responsible for is true, accurate, and complete. As to those identified portions of this document for which I cannot personally verify their truth and accuracy, I certify as the official having supervisory responsibility for the persons who, acting under my direct instructions, made the verification, that this is true, accurate and complete.



xc: Document Control

CITY-PARISH DEPARTMENTAL MEMORANDUM
WASTEWATER COLLECTION DIVISION

345 Chippewa St.
Baton Rouge, LA 70805

Date: July 24, 2018

To: Mr. Stan Redmond, Wastewater Collection Division
Mr. Paul Nata, Wastewater Collection Division
Ms. Cynthia Thomas, Wastewater Treatment and Disposal Division


From: Ms. Cheryl Berry, P.E., Wastewater Treatment and Disposal Division

Re: City of Baton Rouge and Parish of East Baton Rouge
Consent Decree-Civil Action No. 01-978-B-M3
Sixty Fifth Quarterly Report – Period Ending June 30, 2018
Data Review

Sir or Madam:


Draft copies of the above referenced report have been submitted for your review. This review is to insure that the data submitted under your direction, has been stated in a truthful and accurate manner in the Sixty Fifth Quarterly Report. Once the review of your portion of data is complete and corrected, please sign below the paragraph stating that fact and return for processing.

Sincerely,



Cheryl D. Berry, PE
Sewer Administration

I certify that the information contained in or accompanying the portion of the Sixty Fifth Quarterly Report that I am responsible for is true, accurate, and complete. As to those identified portions of this document for which I cannot personally verify their truth and accuracy, I certify as the official having supervisory responsibility for the persons who, acting under my direct instructions, made the verification, that this is true, accurate and complete.



xc: Document Control

CITY-PARISH DEPARTMENTAL MEMORANDUM
WASTEWATER COLLECTION DIVISION

345 Chippewa St.
Baton Rouge, LA 70805

Date: July 24, 2018

To: Mr. Stan Redmond, Wastewater Collection Division
Mr. Paul Nata, Wastewater Collection Division
Ms. Cynthia Thomas, Wastewater Treatment and Disposal Division


From: Ms. Cheryl Berry, P.E., Wastewater Treatment and Disposal Division

Re: City of Baton Rouge and Parish of East Baton Rouge
Consent Decree-Civil Action No. 01-978-B-M3
Sixty Fifth Quarterly Report – Period Ending June 30, 2018
Data Review

Sir or Madam:

Draft copies of the above referenced report have been submitted for your review. This review is to insure that the data submitted under your direction, has been stated in a truthful and accurate manner in the Sixty Fifth Quarterly Report. Once the review of your portion of data is complete and corrected, please sign below the paragraph stating that fact and return for processing.

Sincerely,


Cheryl D. Berry, PE
Sewer Administration

I certify that the information contained in or accompanying the portion of the Sixty Fifth Quarterly Report that I am responsible for is true, accurate, and complete. As to those identified portions of this document for which I cannot personally verify their truth and accuracy, I certify as the official having supervisory responsibility for the persons who, acting under my direct instructions, made the verification, that this is true, accurate and complete.



xc: Document Control

65th Quarterly Report - Executive Summary

General Overview

On March 14, 2002, the City of Baton Rouge, Louisiana and the Parish of East Baton Rouge, Louisiana (collectively “the City/Parish”) entered into a Consent Decree with the United States and the State of Louisiana. Since that time an Agreement and Order Regarding the Modification of the Consent Decree was lodged with the court in late 2008 and was approved by the Department of Justice (DOJ), Environmental Protection Agency (EPA), and Louisiana Department of Environmental Quality (LDEQ) in April 2009. This 2009 Consent Decree Modification specifically adopts the City/Parish’s September 2008 Second Remedial Measures Action Plan (RMAP2). In addition, in late 2012 the City/Parish submitted a request for compliance schedule extension which was approved by DOJ, EPA, and LDEQ on June 16, 2013 in the *Revised Second Agreement and Order Regarding the Modification of the Consent Decree* (aka *Revised Second Consent Decree Modification*) which was included as *Attachment 1: Revised Second Agreement and Order Regarding the Modification of the Consent Decree with the 45th Quarterly EPA Report*.

The following Quarterly Progress Report is hereby submitted to fulfill the reporting requirements described in Section XVIII – Reporting, of the 2002 Consent Decree. The sections in this Executive Summary and in the rest of this Quarterly Report highlight the work associated with the 2002 Consent Decree, the 2009 Consent Decree Modification, and the 2013 Revised Second Consent Decree Modification.

Report Organization

The report organization and description of what is included in each section of the Quarterly Report is as follows:

Executive Summary – This section herein, summarizes regulatory submittals, and activities that took place during the past quarter in addition to describing those items awaiting submittal/approval. This section also summarizes the compliance with and activities related to the implementation of the First Remedial Measures Action Plan (RMAP1) and Second Remedial Measures Action Plan (RMAP2) projects, including the status of design/construction projects in comparison to the schedules that have been established pursuant to the Consent Decree for those projects; and schedule deadlines and milestones achieved during the calendar quarter, as well as those expected to be achieved during the next quarter.

Summary of Activity Totals – This table summarizes the overall City/Parish service area maintenance activities per quarter.

Preventative Maintenance Plan Summary Totals (North, Central, and South) – These tables detail the maintenance activities performed in the North, South, and Central areas.

Part A: Cross-Connection Elimination Plan – This section summarizes any cross-connections identified and eliminated during the reporting period.

Part B: Preventative Maintenance Program – This section provides a brief description of preventative maintenance activities that took place during the reporting period.

Part C: Sanitary Sewer Overflow Response Plan – This section briefly summarizes activities related to compliance/noncompliance with the Sanitary Sewer Overflow Response Plan (SSORP) requirements of the Consent Decree during the reporting period.

Part D: Reporting of Unauthorized Discharges – This section summarizes the details of each unauthorized discharge occurring during the reporting period.

Part E: Consent Decree Compliance Status – This section briefly summarizes whether or not the City/Parish is in compliance or non-compliance with the Consent Decree.

Part F: Supplemental Environmental Projects (SEP) – This section summarizes the status of the SEP projects. However, currently all SEP projects have been completed and the final SEP Completion Report has been submitted. Therefore, this section is not included in the Quarterly Report for this reporting period.

The rest of this section highlights activities that are to be included in the Executive Summary Section of the Quarterly Report. Additionally, the remainder of the Quarterly Report sections is attached as well.

Attention: DES Update

Baton Rouge Named Most Water Wise City in the U.S.

On June 13, 2018, Mayor-President Sharon Weston Broome announced that Baton Rouge has been named the “Most Water Wise City” in the nation, which comes after a month-long competition during the month of April 2018 in which hundreds of thousands across the U.S. took pledges to conserve water over the course of the next year.

The 7th Annual Wyland National Mayor’s Challenge for Water Conservation was administered by the Wyland Foundation, a 501c3 non-profit organization dedicated to bringing communities together to become more solution-oriented stewards of our global marine resources. This year, Baton Rouge area residents committed to reduce their water use by 32.7 million gallons through 7,184 pledges, supporting Baton Rouge’s standing as one of the nation’s top cities with the highest percentage of residents making pledges during the month-long campaign.

“The challenge is a serious reminder to everyone about the importance of water to our cities and our country,” said marine life artist Wyland, who founded the Wyland Foundation in 1993. “This year we encouraged people to think about their consumption practices and see if they could find new ways to reduce pollution runoff and limit waste.”

In addition to the many adults in Baton Rouge who took the water conservation pledge, Mayor Broome specifically challenged students at schools across East Baton Rouge Parish to take the pledge as part of a competition among area schools focused on driving the greatest percentage possible of participating students. The winner of the inaugural Mayor’s Water Challenge, Southeast Middle School, was one of three schools that reached full participation among the schools’ student population. In total, students at Southeast Middle School were responsible for making 736 student pledges and committing to conserving approximately 3.3 million gallons of water.

“I am thrilled to announce Southeast Middle School as the winner of my Mayor’s Water Challenge, which saw incredible levels of participation among students across East Baton Rouge Parish and served a critical role in Baton Rouge’s new standing as ‘most water wise’ in the nation,” said Mayor Broome. “It is truly a win-win any time we are able engage thousands of students on a topic as important as water conservation while also promoting Baton Rouge to a national audience, and I could not be prouder of the efforts of all our residents to create a stronger and more sustainable Baton Rouge for years to come.”

In honor of the work of Southeast Middle School’s students, the school will receive a \$500 Amazon gift card to be used for science classroom materials and supplies, along with bragging rights for the next year as the most water wise school in East Baton Rouge Parish. In total, participating students and schools in East Baton Rouge Parish pledged to conserve almost 12 million gallons of water, while learning valuable information about how to uphold their pledge both in the classroom and at home.

The Mayor’s Water Challenge was supported by the City-Parish Department of Environmental Services (DES) through the DES School Outreach Program. The focus of this program is to provide educational support and create meaningful connections with Baton Rouge area students related to STEM concepts and other key topics involving services or functions overseen by the Department of Environmental Services such as the East Baton Rouge Parish wastewater system, garbage collection, recycling services, and environmental compliance. For more information, visit www.brla.gov/des.

In February 2018, the Department of Environmental Services (DES) welcomed longtime Baton Rouge native, Richard Speer as the Director for the department. Richard is a civil engineer from a well-known engineering consulting firm and brings a lot of industry experience to the department. Mayor Broome, as quoted in a news release, said “Richard brings tremendous experience to a department that provides critical services for every resident of our parish, I know he is

committed to ensuring the department delivers projects and services in an efficient manner for the benefit of our community.” Richard was the vice president for AECOM in Baton Rouge prior to his new role as the DES director. Meanwhile, Adam Smith, who had been filling the director role on an interim basis, will continue with DES as the Chief of Wastewater Operations and Maintenance.

Summary of Regulatory Actions (Quarter Ending June 30, 2018)

This portion of the Executive Summary highlights significant dates on which the City/Parish submitted deliverables to the Department of Justice (DOJ), Environmental Protection Agency (EPA), and Louisiana Department of Environmental Quality (LDEQ). Additionally, this list also reports all meetings and phone conversations that have taken place during the past quarter with parties listed.

History of Submittals

A summary of important regulatory submittals to date provided by the City/Parish to the EPA, DOJ, and LDEQ is presented in Table 1.

Table 1. DOJ, EPA, and LDEQ Submittal History

Name	Date Submitted	Additional Information
Sewer System Model Verification and Revised Second Remedial Action Plan	November 2006	Submittal of CDM's 2005 RMAP2 Report with changes in the South WWTP Projects
Addressing Existing Noncompliance Issues and Future Wet Weather Flow Management Requirements at the South WWTP	January 2007	Summary of findings/recommendations for the South WWTP
EPA RMAP2 Approval Letter	July 2007	EPA Letter Approving November 2006 Submittal and South WWTP recommendations. Disapproved interim limits and left for further discussion the time extension request due to hurricanes
South WWTP Summary of Immediate Action Plan Projects	October 2007	Summary of IAP projects to date, per EPA phone request on October 12, 2008
EPA RMAP1 Project Status Report	December 2007	Summary of RMAP1 projects to date, including request for time extension
EPA Prioritization Submittal	April 2008	Summary of program/RMAP2 prioritization, maps, draft milestones, per EPA phone request on February 12, 2008
EPA Memorandum - Consolidation of South and Central Wastewater Treatment Plants in Baton Rouge, Louisiana	August 2008	City/Parish request "no objection" for the retirement of the Central WWTP
Request for Modification to the Approved RMAP2 Submittal - Second Remedial Measures Action Plan (RMAP2) Submittal for the Baton Rouge SSO Control and Wastewater Facilities Program	September 2008	City/Parish formal RMAP2 Submittal
Response to Public Comments of the Agreement and Order Regarding the Modification of the Consent Decree – Civil Action No. 01-978-B-M3 (M.D. La.)	January 2009	City/Parish draft response to public comments regarding the Consent Decree Modification
Updated Response to Public Comments of the Agreement and Order Regarding the Modification of the Consent Decree – Civil Action No. 01-978-B-M3 (M.D. La.)	February 2009	City/Parish final response to public comments regarding the Consent Decree Modification
Signed Agreement and Order Regarding Modification of the Consent Decree – Civil Action No. 01-978-B-M3 (M.D. La.)	April 2009	DOJ/EPA approval of the <i>Second Remedial Measures Action Plan (RMAP2) Submittal for the Baton Rouge SSO Control and Wastewater Facilities Program Report</i> submitted by the City/Parish in September

Table 1. DOJ, EPA, and LDEQ Submittal History

Name	Date Submitted	Additional Information
		2008, also included as an attachment in the signed Agreement and Order.
Request for Time Extension/Modification of the Compliance Schedule in the Approved RMAP2 Submittal – Civil Action No. 01-978-B-M3 (M.D. La.)	July 2011	City/Parish formal Request for Time Extension/Modification of the Compliance Schedule (3 years)
Modified Request for Time Extension/Modification of the Compliance Schedule in the Approved RMAP2 Submittal – Civil Action No. 01-978-B-M3 (M.D. La.)	October 2012	City/Parish formal Request for Time Extension/Modification of the Compliance Schedule (4 years)
Signed Revised Second Agreement and Order Regarding Modification of the Consent Decree – Civil Action No. 01-978-B-M3 (M.D. La.)	June 2013	DOJ/EPA approval of the City/Parish’s 4-year extension request from October 2012 (revised compliance schedule is included as an attachment in the signed Agreement and Order)
Response of City Of Baton Rouge/Parish Of East Baton Rouge To Administrative Order (AO) Docket Number CWA-06-2016-1767 dated April 15, 2016	May 2016	Final memorandum issued to EPA June 1, 2016 describing completion of all activities required under the AO ahead of required AO deadline of June 17, 2016.
Request for Extension on Industrial Use Survey (Pre-Treatment) City of Baton Rouge/Parish of East Baton Rouge Administrative Order – CWA-06-2016-1749 Agency Interest No. 4841 Water Permit No. LA0036412, LA0036439, LA0036421	August 2016	Request for extension of date to complete Industrial User (IU) Survey, the final task to address the administrative order, due to the Great Flood of 2016 and its impact on businesses.
City of Baton Rouge and Parish of East Baton Rouge Consent Decree-Civil Action No. 01-978-B-M3 Completion of 66% Milestone	November 2016	Notification of completion of final 66% milestone project, Highland Road-Burbank Drive Sewer Area Upgrades (08-FM-ST-0023), which had been delayed due to the contractor defaulting on the project, requiring the remaining work to be compiled into another project and the advertisement period to begin again.
Final Report Administrative Order – CWA-06-20161749, Agency Interest No. 4841, Water Permit No. LA0036412, LA0036439, LA0036421	December 2016	Notification of completion of all administrative order findings and items.

Below in Table 2 is a summary of Consent Decree reporting deliverables.

Table 2. Summary of Consent Decree Reporting Deliverables

Name	Deadline	Completion Date	Resubmission/Update
<i>Quarterly Reports</i>			
	64 th	31-Apr-18	23-Apr-18
	63 rd	31-Jan-18	Jan-23-18
	62 nd	31-Oct-17	23-Oct-17
	61 st	31-Jul-17	24-Jul-17
	60 th	31-Apr-17	26-Apr-17
	59 th	31-Jan-17	20-Jan-17
	58 th	31-Oct-16	21-Oct-16
	57 th	31-Jul-16	22-Jul-16
	56 th	31-Apr-16	22-Apr-16

Table 2. Summary of Consent Decree Reporting Deliverables

Name	Deadline	Completion Date	Resubmission/Update
55 th	31-Jan-16	23-Jan-16	
54 th	31-Oct-15	23-Oct-15	
53 rd	31-Jul-15	24-Jul-15	
52 nd	31-Mar-15	24-Mar-15	
51 st	31-Jan-15	21-Jan-15	
50 th	31-Oct-14	20-Oct-14	
49 th	31-Jul-14	22-Jul-14	
48 th	30-Apr-14	21-Apr-14	
47 th	31-Jan-14	21-Jan-14	
46 th	31-Oct-13	18-Oct-13	
45 th	31-Jul-13	24-Jul-13	1-Aug-13
44 th	30-Apr-13	19-Apr-13	
43 rd	31-Jan-13	25-Jan-13	
42 nd	31-Oct-12	23-Oct-12	
41 st	31-Jul-12	25-Jul-12	
40 th	30-Apr-12	26-Apr-12	
39 th	31-Jan-12	26-Jan-12	
38 th	31-Oct-11	26-Oct-11	
37 th	31-Jul-11	27-Jul-11	
36 th	30-Apr-11	27-Apr-11	
35 th	31-Jan-11	28-Jan-11	
34 th	31-Oct-10	25-Oct-10	
33 rd	31-Jul-10	26-Jul-10	
32 nd	30-Apr-10	26-Apr-10	
31 st	31-Jan-10	25-Jan-10	
30 th	31-Oct-09	23-Oct-09	
29 th	31-Jul-09	24-Jul-09	
28 th	30-Apr-09	24-Apr-09	
27 th	31-Jan-09	30-Jan-09	
26 th	31-Oct-08	17-Oct-08	
25 th	31-Jul-08	25-Jul-08	
24 th	30-Apr-08	20-Apr-08	
23 rd	31-Jan-08	23-Jan-08	
22 nd	31-Oct-07	23-Oct-07	

Table 2. Summary of Consent Decree Reporting Deliverables

Name	Deadline	Completion Date	Resubmission/Update
	21 st	31-Jul-07	23-Jul-07
	20 th	30-Apr-07	25-Apr-07
	19 th	31-Jan-07	26-Jan-07
	18 th	31-Oct-06	25-Oct-06
	17 th	31-Jul-06	28-Jul-06
	16 th	30-Apr-06	24-Apr-06
	15 th	31-Jan-06	23-Jan-06
	14 th	31-Oct-05	21-Oct-05
	13 th	31-Jul-05	15-Jul-05
	12 th	30-Apr-05	11-Apr-05
	11 th	31-Jan-05	24-Jan-05
	10 th	31-Oct-04	27-Oct-04
	9 th	31-Jul-04	26-Jul-04
	8 th	30-Apr-04	23-Apr-04
	7 th	31-Jan-04	30-Jan-04
	6 th	31-Oct-03	30-Oct-03
	5 th	31-Jul-03	17-Jul-03
	4 th	30-Apr-03	24-Apr-03
	3 rd	31-Jan-03	27-Jan-03
	2 nd	31-Oct-02	23-Oct-02
	1 st	31-Jul-02	23-Jul-02
<i>Annual Reports</i>			
	2017	31-Jan-18	30-Jan-18
	2016	31-Jan-17	30-Jan-17
	2015	31-Jan-16	30-Jan-16
	2014	31-Jan-15	30-Jan-15
	2013	31-Jan-14	30-Jan-14
	2012	31-Jan-13	29-Jan-13
	2011	31-Jan-12	28-Jan-12
	2010	31-Jan-11	28-Jan-11
	2009	31-Jan-10	31-Jan-10
	2008	31-Jan-09	31-Jan-09
	2007	31-Jan-08	31-Jan-08
	2006	31-Jan-07	27-Jan-07

Table 2. Summary of Consent Decree Reporting Deliverables

Name	Deadline	Completion Date	Resubmission/Update
	2005	31-Jan-06	24-Jan-06
	2004	31-Jan-05	31-Jan-05
	2003	31-Jan-04	30-Jan-04
	2002	31-Jan-03	29-Jan-02
<i>Other Reports and Plans</i>			
Collection System PMP Plan	30-Mar-01	29-Mar-01	
Treatment Plant PMP Plan	30-Mar-01	29-Mar-01	
Treatment Facility Assessment Report	30-Mar-02	26-Mar-02	
SEP Completion Report	15-Sep-04	10-Sep-04	
2 nd RMAP Report	1-Dec-02	20-Nov-02	8-Sep-08
RMAP1 Completion Report	30-Apr-11	27-Apr-11	
Updated Outreach and Public Awareness Plan		13-Nov-01	27-Apr-11
RMAP2 33% Milestone Completion Report		21-Jul-15	
RMAP2 66% Milestone Completion Report		21-Jul-15	

RMAP1 Status and Schedule for Completion

The RMAP1 projects listed in Exhibit F of the Consent Decree were those projects common to the alternatives presented in Section XII - Remedial Measures: Collection System Remedial Program of the Consent Decree. There are a total of nineteen of these “common” projects that were identified through various modeling and Value Engineering efforts associated with the original Sanitary Sewer Overflow (SSO) Corrective Action Plan developed by Montgomery Watson (MWH) in 1998. These projects were common to the alternative plans presented in the Consent Decree that were focused on utilizing deep tunnels/storage to control the SSOs throughout the City/Parish’s wastewater collection system. The phased implementation of these RMAP1 projects initially began sometime at the end of 1999 and the beginning of 2000. These projects were planned to start and finish at different times due to funding constraints.

Since the date of entry into the Consent Decree, the City/Parish has been diligently working on the design and construction of these RMAP1 projects and has completed most of them either on, or ahead of schedule. However, during the planned execution of these projects significant events have taken place with the change in technical approach of the Collection System Remedial Program that affected some of these projects.

In the years 2004 and 2005, the City/Parish decided to re-evaluate the planned technical approach of their Collection System Remedial Program, while in the process of executing the RMAP1 projects. The review resulted in a significant change in technical approach from deep tunnels and storage, to sewer rehabilitation. Therefore, the original RMAP1 projects not yet been initiated were all re-examined, and some wound up not fitting into the “new” plan. These projects were then shelved, and others were re-evaluated to see if they fit into the new plan. During this time period the City/Parish’s consultants that were hired to help plan and execute these projects were changed as well. CH2M HILL is currently the City/Parish’s consultant for the SSO Control and Wastewater Facilities Program.

In December 2007, the City/Parish and CH2M HILL submitted a detailed *RMAP1 Status Report* to the EPA that summarized the status to date of all of the RMAP1 projects. This report included a formal “Request for Time Extension” for those RMAP1 projects not yet completed, and a corresponding schedule for project completion. This report was submitted as the milestone requirement pursuant to Section XVIII – Reporting, of the Consent Decree. This report and request for time extension was verbally approved by the EPA during the conference call on February 12, 2008.

The City/Parish re-submitted RMAP1 milestones as outlined in the *Second Remedial Measures Action Plan (RMAP2) Submittal for the Baton Rouge Sanitary Sewer Overflow Control and Wastewater Facilities Program* (September 2008). As previously mentioned, the 2009 Consent Decree Modification was approved in April 2009 by DOJ, EPA, and LDEQ. This approval formally accepted the RMAP1 milestones presented in the *Second Remedial Measures Action Plan (RMAP2) Submittal for the Baton Rouge Sanitary Sewer Overflow Control and Wastewater Facilities Program* (September 2008).

The current status of the RMAP1 projects is presented in Table 3 below. All 14 RMAP1 projects are functionally completed, and 13 of the 14 were done either on, or ahead of schedule. The RMAP1 - Industriplex project had several issues arise during the construction phase pertaining to unavoidable utility conflicts, difficult easement acquisitions, alignment changes, and permitting and other utility coordination issues that caused significant delays with the project which could not be overcome by reasonable actions by the City/Parish and its construction contractor. This project is functionally complete and has been in operation since 1st quarter 2011. The City/Parish asserts that this project is not susceptible to stipulated penalties due to the circumstances of the delay beyond the control of the City/Parish. The circumstances behind the delay are explained in detail below and have been also mentioned in the previous Quarterly EPA Reports. The *RMAP1 Completion Report* was included previously in *Attachment 1: Updated Outreach and Public Awareness Plan and RMAP1 Completion Report* at the end of the 36th Quarterly EPA Report.

Table 3. EPA Consent Decree Summary and RMAP1 Milestones

		Projects Completed	Projects Completed	Project Status Summary
		5/4/2007	9/1/2008	
Consent Decree Projects	Corresponding City/Parish Projects	Complete	Complete	
N-05 PS 24 Area Upgrades	*PS 24/43 Area Upgrade (01-RMP-N05)	●		
N-06 PS 43 Area Upgrades				
N-09 PS 44/46 Area Upgrades	PS 44/46 Area Upgrades (01-RMP-N09)	●		
N-10 PS 240 Area Upgrades	PS 240 Area Upgrades (01-RMP-N10)	●		
***N-99 North Further Investigations	NTSN SS Eval. Study (99-RMP-N-99)	●		
	**Bellingrath Rehab. (03-RMP-N14) (NSRP)	●		
	**Frenchtown Road Sewer Rehab. (03-RMP-N15)	●		
	**North Area Comprehensive Rehab. (03-RMP-N23)	●		
	**PS 45 Area Rehab. (00-RMP-N31)	●		
C-03 PS 2 Area Rehabilitation	PS 2 Area Upgrades (01-RMP-C03)	●		
S-01B SWWTP Influent PS	SSO SWWTP Infl. PS Upgrade (99-RMP-SO1B)	●		
S-11 PS 40 Area Rehabilitation	S-11 PS 40 Area Rehabilitation	●		
***S-99 South Further Investigations	SSO Engr-South (99-RMP-S99)	●		
	PS 944 Area Upgrade Grv Sewer (99-RMP-S99)	●		

Table 3. EPA Consent Decree Summary and RMAP1 Milestones

Consent Decree Projects	Corresponding City/Parish Projects	Projects Completed		Project Status Summary
		Milestone Date	Construction Status	
		5/4/2007	9/1/2008	
		Complete	Complete	
	PS 944 Area Upgrade (99-RMP-S99)	●		
	PS 177 Area Upgrade (99-RMP-S99)	●		
	**PS 211 Area Upgrades (99-RMP-S11)	●		
N-01 Choctaw Basin Return System	Choctaw Area Storage (04-RMP-N22)			RMAP1 project suspended. Project is included as RMAP2: Choctaw Storage.
N-13 North Choctaw Basin System	S-05 PS 58B Area Upgrades MWH RMAP2			RMAP1 project suspended. Project is included as RMAP2: Choctaw Storage PS.
N-04 PS 47 Area Upgrades	N-04 PS 47 Area Upgrades			RMAP1 project suspended. Project is included as RMAP2: Group Project 1B – Veterans Memorial Parkway PS FM.
N-07 PS 39/55 Area Upgrades	N-07 PS 39/55 Area Upgrades			RMAP1 project suspended. Project is included as RMAP2: Group Project 1B – Veterans Memorial Parkway PS FM.
N-11 PS 65 Area Upgrades	PS 65 and 65A Area Upgrades (01-RMP-N11)			Project suspended. Evaluated for inclusion in RMAP2 and Master Plan. Project proposed as a part of the Master Plan.
N-02 PS 49/52 Area Upgrades	PS 49/52 Area Upgrade (01-RMP-N02)		4 th Quarter 2008	Project completed – 4th quarter 2008 (at 80% complete with construction). Project was in dispute with construction contractor. Both parties reached an agreement on terms and job was closed at 80% complete.
N-12 North Sewer Rehab Projects	North Sewer Rehab Projects (03-RMP-N12)		4 th Quarter 2007	Project completed – 4th quarter 2007.
S-08 Industriplex Area Upgrades	Industriplex Area PS 355 and FM Upgrades (99-RMP-S08)		2 nd Quarter 2010	Project completed – 1st quarter 2011.
S-14 Kleinpeter Area Upgrades	Kleinpeter Area Upgrades (03-RMP-S14)		2 nd Quarter 2010	Project completed – 2nd quarter 2009.
S-16 PS 136 Area Upgrades	PS 136 Area Upgrades (99-RMP-S16)		2 nd Quarter 2010	Project completed – 2nd quarter 2010.
*Notes: This project was executed as a combination of two RMAP1 projects				
**Notes: These projects were added as RMAP1 projects by the City/Parish after entry into the Consent Decree				
***Notes: This RMAP1 project was split up into multiple projects for better execution				

RMAP2 Project Descriptions and Schedule for Completion

The City/Parish and CH2M HILL are actively moving forward with the execution of the RMAP2 projects included herein, as outlined in the April 2009 Consent Decree Modification by DOJ, EPA, and LDEQ (that adopts the corresponding), *Second Remedial Measures Action Plan (RMAP2) Submittal for the Baton Rouge Sanitary Sewer Overflow Control and Wastewater Facilities Program* (September 2008). In addition, the City/Parish is adhering to the revised compliance

schedule approved in the June 2013 *Revised Second Consent Decree Modification* by DOJ, EPA, and LDEQ that formally approves the City/Parish's 4-year extension request. The extension was the focus of the *Modified Request for Time Extension/Modification of the Compliance Schedule in the Approved RMAP2 Submittal* (October 2012). The modified request document was included previously as *Attachment 1: Revised Second Agreement and Order Regarding the Modification of the Consent Decree* in the 45th Quarterly EPA Report.

In preparing the 2008 report, priority was given to the locations of known overflows (in order to reduce the frequency of overflows) and projects required to get the wastewater treatment plants in compliance with the Louisiana Pollution Discharge Elimination System (LPDES) permits. Areas of the collection system that were found to have excessive levels of infiltration or inflow were identified for rehabilitation. Hydraulic capacity improvement projects were initiated and size modification were performed to accommodate the predicted designed peak wet weather flows and the anticipated growth in the project areas. Peak wet weather flows were predicted based on the previously selected/inherited (2002) 2-year frequency, 12-hour duration design storm approved by the EPA prior to 2006. Although many of these RMAP2 projects have already been completed, many are still underway due to the very tight schedule required by the Consent Decree. The RMAP2 project milestone schedules are extremely compressed. To this end, given that it takes approximately 2 to 4 years for a typical project to be completed through the pre-design, design, and construction phases, most projects are being worked on simultaneously.

The City/Parish is working diligently on meeting and exceeding the RMAP2 schedules. The City/Parish is encountering many issues/effects from construction activities. Contractor and workforce availability have continued to be issues of concern. In addition, the capacity of both internal and external support functions continues to be an issue of concern, particularly due to the stresses already placed on several key support roles, especially with regards to the City/Parish procurement system, and to a lesser degree with state/local permit acquisitions/approvals. All of these support systems are under strain as RMAP2 work continues.

The City/Parish continues documenting the impact of force majeure events that have affected the Baton Rouge Area, such as the impacts of the Mississippi River Flood (May 20, 2013); Hurricanes Katrina, Rita, Gustav, and Isaac; the Gulf of Mexico oil spill; 2011 Mississippi River flood; Tropical Storm Lee; the 2015 and 2016 Mississippi River floods; the August Flood of 2016, and other extreme storm events. These events not only impact project costs, but also contractor availability and project schedules.

This quarter, no Force Majeure events impacted the projects of the SSO Program.

The Consent Decree schedule is very demanding and the time lost from Force Majeure events has affected not only the critical early planning stages of the program, but also had significant impacts on construction, project schedules and implementation, now and into the future. The City/Parish keeps track of these events in regard to their potential effect on schedule and compliance, and the potential effect on the associated construction costs and contractor availability for RMAP2 project work. As the work progresses on the remaining projects, the City/Parish will continue to document all project schedule delays related to force majeure events in the Quarterly and Annual EPA Reports.

The City/Parish refined and performed quality control reviews of the hydraulic model of the sewer system, incorporating new information as it became available. These on-going refinements altered the RMAP2 projects to improve their effectiveness. With the EPA and LDEQ approval, the City/Parish regularly documents RMAP2 project changes (scope changes, project additions, project deletions, and schedule changes) in the Quarterly and Annual EPA Reports.

The Program Delivery Plan (PDP) was updated in the end of 2017. Tables 4, 5 and 6 were updated to reflect any project changes associated with the SSO Program.

As noted in Table 1, the City/Parish submitted an updated request for time extension (4 years) for the RMAP2 projects listed below on October 23, 2012 included in the document titled *Modified Request for Time Extension/Modification of the Compliance Schedule in the Approved RMAP2 Submittal* which was signed/formalized by DOJ/EPA/LDEQ in June 2013. The City/Parish has incorporated schedule modifications in order to take into account the changes included in the approved 4 year request for time extension. In addition, any other specific project changes since the extension approval or delays are noted in the Tables 4, 5, and 6 in this section.

The RMAP2 projects are separated into three categories with descriptions and schedules provided for all projects, current through June 30, 2018.

Category 1: Comprehensive Sewer Basin Rehabilitation

Based on sewer system digital model analysis and flow monitoring, approximately twenty-six (26) sub-basins within the collection system require comprehensive rehabilitation. Sewer system comprehensive rehabilitation projects will be implemented to repair or replace components of the system that are defective and permit excessive infiltration and inflow.

Table 4 presents the Category 1 comprehensive rehabilitation sub-basin projects and anticipated delivery milestone schedules. Project status summaries are provided for those projects already underway, current through June 30, 2018.

Note that any pump station improvements are included in the projects listed in Category 2, Pump Station and Transmission Improvements on the following pages.

Table 4. Updated EPA Consent Decree RMAP 2 Milestones for Category 1 Projects

Construction Milestone	33% Milestone	66% Milestone	100% Milestone	Project Status Summaries
	1 st QTR 2013	2 nd QTR 2015	4 th QTR 2018	
Milestone Date	Functionally Complete*	Functionally Complete*	Functionally Complete*	
Jefferson Hwy – HooShooToo Road	●			Project completed – 3 rd quarter 2009.
Staring Lane – Boone Drive Area Rehabilitation Project	●			Project completed – 2 nd quarter 2010.
Burbank Drive – Gardere Lane Area Rehabilitation Project	●			Project completed – 1 st quarter 2011.
Oak Villa – Choctaw Street Area Rehabilitation Project	●			Project completed – 3 rd quarter 2011.
Scotland Avenue – Progress Road Area Rehabilitation Project	●			Project completed – 2 nd quarter 2011.
Elm Grove Garden Road – Harding Boulevard Area Rehabilitation Project	●			Project completed – 3 rd quarter 2011.
Sharp Road – Florida Boulevard Area Rehabilitation Project	●			Project completed – 3 rd quarter 2012.
Kenilworth Boulevard – Boone Drive Area Rehabilitation Project	●			Project completed – 3 rd quarter 2012.
Foster Drive – Government Street Area Rehabilitation Project Phase A	●			Project completed – 4 th quarter 2011.
Foster Drive – Government Street Area Rehabilitation Project Phase B	●			Project completed – 3 rd quarter 2012.
Silverleaf Road – Ford Street Area Rehabilitation Project	●			Project completed – 4 th quarter 2012.
Brookstown Road – Evangeline Street Phase I Area Rehabilitation Project	●			Project completed – 4 th quarter 2012.
Brookstown Road – Evangeline Street Phase II Area Rehabilitation Project	●			Project completed – 4 th quarter 2012.
Bluebonnet Blvd – Jefferson Hwy Phase I Area Rehabilitation Project		●		Project completed – 4 th quarter 2012.
Bluebonnet Blvd – Jefferson Hwy Phase II Area Rehabilitation Project		●		Project completed – 1 st quarter 2013.

Table 4. Updated EPA Consent Decree RMAP 2 Milestones for Category 1 Projects

Construction Milestone	33% Milestone	66% Milestone	100% Milestone	Project Status Summaries
	1 st QTR 2013	2 nd QTR 2015	4 th QTR 2018	
Milestone Date	Functionally Complete*	Functionally Complete*	Functionally Complete*	
Construction Status				
Highland Road – Washington Street Area Rehabilitation Project		●		Project completed – 3 rd quarter 2013.
Stanford Avenue – Morning Glory Road Area Rehabilitation Project	●			Project completed – 4 th quarter 2012.
Airline Highway – Goodwood Blvd Phase I Area Rehabilitation Project		●		Project completed – 3 rd quarter 2014.
Airline Highway – Goodwood Blvd Phase II Area Rehabilitation Project		●		Project completed – 2 nd quarter 2015.
Acadian Thruway – Claycut Road Area Rehabilitation Project		●		Project completed – 1 st quarter 2013.
Acadian Thruway – Perkins Road Area Rehabilitation Project	●			Project completed – 4 th quarter 2012.
Antioch Road – Chadsford Drive Area Rehabilitation Project		●		Project completed – 2 nd quarter 2015.
Jones Creek Road – Tiger Bend Road Area Rehabilitation Project			●	Project completed – 1 st quarter 2016.
Scenic Highway – Spanish Town Road Phase I Area Rehabilitation Project		●		Project completed – 2 nd quarter 2015.
Scenic Highway – Spanish Town Road Phase II Area Rehabilitation Project			●	Project completed – 2 nd quarter 2016.
Siegen Lane – Interstate 10 Area Rehabilitation Project			●	Project completed – 2 nd quarter 2017.
Interstate 110 – Hollywood Street Area Rehabilitation Project			●	Project completed – 3 rd quarter 2015.
Ardenwood Drive – Winbourne Street Area Rehabilitation Project			●	Project completed – 3 rd quarter 2016.
Flannery Road – Florida Boulevard Phase I Area Rehabilitation Project			●	Project completed – 3 rd quarter 2017.
Flannery Road – Florida Boulevard Phase II Area Rehabilitation Project			●	Construction 60% complete and ongoing.
East Boulevard – Government Street Area Rehabilitation Project			●	Project completed – 3 rd quarter 2017.
North 38 th Street – Gus Young Avenue Area Rehabilitation Project			●	Construction 80% complete and ongoing.

*A project is deemed “Functionally Complete” when a project has been constructed in accordance with the engineering and operation specifications and has been tested to function as required. The definition functionally complete may or may not mean that the asset has been put into service as designed. Further definition can be found within Quarterly Report #56.

Category 2: Pump Station and Transmission Improvements

The Infoworks digital wastewater model was used to identify necessary increases in capacity of existing gravity mains, pump stations, and transmission mains to accommodate peak wastewater flows remaining in the rehabilitated collection system. Table 5 presents a list of Category 2 projects with corresponding milestone schedules. Project status summaries are provided for those projects already underway, current through June 30, 2018.

Table 5. EPA Consent Decree RMAP2 Milestones for Category 2 Projects

Construction Milestone	33% Milestone	66% Milestone	100% Milestone	Project Status Summaries
	1 st QTR 2013	2 nd QTR 2015	4 th QTR 2018	
Milestone Date	Functionally Complete*	Functionally Complete*	Functionally Complete*	
Construction Status				
Capitol Lake – Gayosa Street Area Capacity Improvements	●			Project completed – 2 nd quarter 2012.
Gurney Road – Joor Road	●			Project completed – 4 th quarter 2009.
Sullivan Rd./Lovett Rd./Wax Rd. Sewer Upgrades	●			Project completed – 1 st quarter 2011.
Comite Road – Foster Road Sewer Area Upgrades - Phase I	●			Project completed – 2 nd quarter 2010.
Foster Road –Hooper Road Sewer Area Upgrade	●			Project completed – 4 th quarter 2010.
Zachary Area Transmission Network Improvements Phase I - 3 Pump Stations and Equalization Basin		●		Project completed – 1 st quarter 2013.
Zachary Area Transmission Network Improvements Phase II–Red Mud Lakes Forcemain to NWWTP		●		Project completed – 2 nd quarter 2016.
Zachary Area Transmission Network Improvements Phase III – Forcemain to Highway 964 to Red Mud Lakes		●		Project completed – 4 th quarter 2014.
Zachary Area Transmission Network Improvements Phase IV–Zachary Improvements		●		Project completed – 4 th quarter 2011.
Zachary Area Transmission Network Improvements Phase V – Zachary Improvements			●	Project completed – 1 st quarter 2017.
South Boulevard – St. Joseph Street Sewer Area Upgrades	●			Project completed – 2 nd quarter 2012.
South Boulevard – St. Joseph Street Sewer Area Upgrades – Phase B			●	Project completed – 3 rd quarter 2017.
Downtown Area Pump Station Improvements		●		Project completed – 2 nd quarter 2012.
Highland Road – Buchanan Street Sewer Area Upgrades	●			Project completed – 4 th quarter 2011.
Citiplace/Essen Area - PS119 & Forcemain Improvements	●			Project completed – 3 rd quarter 2012.
Group Project 1A (Metro Airport Sewer Upgrades)		●		Project completed – 2 nd quarter 2013.
Group Project 1B (Metro Airport Sewer Area Pump Station & Forcemain Upgrades)		●		Project completed – 1 st quarter 2016.
Perkins/Old Perkins Area - Booster PS 514 Improvements		●		Project completed – 2 nd quarter 2013.
Group Project 2 (Old Perkins – Highland Road Area Upgrades)	●			Project completed – 2 nd quarter 2012.
Highland Road – Burbank Drive Capacity Improvements		●		Project completed – 4 th quarter 2016.

Table 5. EPA Consent Decree RMAP2 Milestones for Category 2 Projects

Construction Milestone	33% Milestone	66% Milestone	100% Milestone	Project Status Summaries
	1 st QTR 2013	2 nd QTR 2015	4 th QTR 2018	
Milestone Date	Functionally Complete*	Functionally Complete*	Functionally Complete*	
Construction Status				
Nicholson Drive – Highland Road – Perkins Road Capacity Improvements Phase A		●		Project completed – 1 st quarter 2012.
Nicholson Drive – Highland Road – Perkins Road Capacity Improvements Phase B		●		Project completed – 1 st quarter 2015.
Bayou Duplantier Area Sewer Upgrades		●		Project completed – 3 rd quarter 2013.
25th Street - North Acadian Thruway	●			Improvements constructed in Capital Lake-Gayosa Drive Project and South Blvd.-Saint Joseph Street Project. See status updates for the two projects mentioned in this table above.
Government St - South Acadian Thruway Sewer Area Upgrades			●	Project completed – 1 st quarter 2016.
Plank Road-Kleinpeter Road Sewer Area Upgrades		●		Project completed – 1 st quarter 2016.
O’Neal Lane Pipeline Improvements – Group A		●		Project completed – 4 th quarter 2014.
O’Neal Lane Pipeline Improvements – Group B		●		Project completed – 2 nd quarter 2015.
Multiple PS - Nicholson Dr - Brightside Dr		●		Project completed – 2 nd quarter 2015.
Pump Station 58 Capacity Improvements		●		Project completed – 1 st quarter 2015.
Staring Lane FM (Phase I - Burbank Drive to Highland Road)	●			Project completed – 2 nd quarter 2010.
Staring Lane FM (Phase II-Highland Road to Perkins Road)		●		Project completed – 4 th quarter 2013.
Staring Lane FM (Phase III - Perkins to PS58)		●		Project completed – 3 rd quarter 2014.
Multiple PS - Jefferson Hwy - Park Forest Dr		●		Project completed – 3 rd quarter 2012.
Airline Highway Pipeline Improvements-Phase A			●	Project completed – 3 rd quarter 2017.
Airline Highway Pipeline Improvements-Phase B			●	Construction is approximately 94% complete and ongoing.
Multiple PS - Highland Road - Kenilworth Parkway			●	Project completed – 2 nd quarter 2017.
Florida Boulevard Pump Station Improvements			●	Construction is approximately 55% complete and ongoing.
Plank Road Pump Station Improvements			●	Project completed – 1 st quarter 2017.
Multiple PS - Highway 61 - Plank Road			●	Construction is approximately 95% complete and ongoing.
O’Neal Lane Pump Station Improvements – Group A			●	Project completed – 2 nd quarter 2017.
O’Neal Lane Pump Station Improvements – Group B			●	Project completed – 3 rd quarter 2017.

Table 5. EPA Consent Decree RMAP2 Milestones for Category 2 Projects

Construction Milestone	33% Milestone	66% Milestone	100% Milestone	Project Status Summaries
	1 st QTR 2013	2 nd QTR 2015	4 th QTR 2018	
Milestone Date	Functionally Complete*	Functionally Complete*	Functionally Complete*	
Construction Status				
Sherwood Forest Blvd – Goodwood Blvd Pipeline Improvements			●	Project completed – 1 st quarter 2018.
Joor Road - Greenwell Springs Road Sewer Area Upgrades			●	Construction is approximately 95% complete and ongoing.
Plank Road - Port Hudson Pride Road Sewer Area Upgrades			●	Project completed – 3 rd quarter 2015.
Highland Road Pipeline Improvements-Group A			●	Project completed – 3 rd quarter 2016.
Highland Road Pipeline Improvements-Group B			●	Project completed – 2 nd quarter 2017.
Oak Villa Boulevard - Monterrey Boulevard Sewer Area Upgrades			●	Project completed – 2 nd quarter 2017.
Lovett Road – Greenwell Springs Road Sewer Area Upgrades			●	Construction is approximately 90% complete and ongoing.
Hooper Road Pump Station Improvements			●	Construction is approximately 97% complete and ongoing.
Multiple PS - Prescott Rd-Greenwell Springs Rd			●	Construction is approximately 60% complete and ongoing.
Multiple PS - Burbank Drive - Siegen Lane			●	Project complete – 4 th quarter 2017.
Pump Station 42 Improvements		●		Project complete – 1 st quarter 2016.
Pump Station 42 Forcemain - Phase I		●		Project complete – 3 rd quarter 2014.
Pump Station 42 Forcemain - Phase II		●		Project complete – 2 nd quarter 2014.
Central Consolidated Pump Stations		●		Project complete – 4 th quarter 2014.
Central Consolidated Forcemains–Phase I		●		Project complete – 3 rd quarter 2013.
Central Consolidated Forcemains–Phase II		●		Project complete – 3 rd quarter 2014.

*A project is deemed "Functionally Complete" when a project has been constructed in accordance with the engineering and operation specifications and has been tested to function as required. The definition functionally complete may or may not mean that the asset has been put into service as designed. Further definition can be found within Quarterly Report #56.

Category 3: Wastewater Treatment and Storage

This category of project includes wet weather improvements at the City/Parish wastewater treatment plants (WWTPs), as well as storage facilities throughout the service area.

Currently, there are not any RMAP2 projects that have been identified at the North WWTP. Also, since the existing Central WWTP had insufficient flows to justify the cost of renovation and upgrading for future requirements, it was decommissioned in July 2016 as the RMAP2 projects are completed at the South WWTP. Flows for the current Central service area have been diverted to the South WWTP. The C-P received notification that termination of Louisiana Pollutant Discharge Elimination System permit, Number LA0036421, was granted by the LDEQ on May 30, 2017 and the termination was effective on June 30, 2017 (Agency Interest (AI) # 4842).

Wastewater Treatment Projects that are part of RMAP2 submittal are summarized below:

- Immediate Action Plan (IAP) South WWTP Project that includes screening, trickling filter recirculation pumping, primary treatment improvements, and bio-solids thickening improvements. Effluent pumping improvements were also completed as part of the IAP.
- Phase 1 Improvements at the South WWTP for Wet Weather Flow including influent pumping, screening and grit removal for a predicted flow of 345 MGD. Phase 1 also includes 64 million gallons of equalization storage at the South WWTP.
- Phase 2 Improvements at the South WWTP include wet weather flow treatment with a peak capacity of 200 MGD (as previously approved in the November 2006 RMAP2).

In addition, there are two storage projects sized to reduce peak flows to existing North WWTP that are listed below and depicted as well in Table 6:

- Choctaw Storage Facility
- Hooper Storage Facility

These storage projects are part of the transmission system which permits retainage of wet weather peak flows. The details of the wastewater treatment and storage projects are listed in Table 6 below, and current through June 30, 2018.

Table 6. EPA Consent Decree RMAP2 Milestones for Category 3 Projects

Construction Milestone	33% Milestone	66% Milestone	100% Milestone	Project Status Summaries
	Milestone Date	1 st QTR 2013	2 nd QTR 2015	
Construction Status	Functionally Complete*	Functionally Complete*	Functionally Complete*	
Choctaw Storage and Pump Station Facility		•		Project completed – 3 rd quarter 2013.
Hooper Storage Facility		•		Project completed – 2 nd quarter 2016.
SWWTP IAP (Consolidated – Screening, Primary Treatment, Trickling Filter Recirculation, Sludge Handling)	•			Project completed – 2 nd quarter 2011.
SWWTP IAP (Effluent Pumping Improvements)	•			Project completed – 1 st quarter 2008.
SWWTP Wet Weather Improvements-Phase I		•		Project completed – 2 nd quarter 2013.
SWWTP Wet Weather Improvements-Phase II (PDP portion)			•	Project completed – 2 nd quarter 2015.

*A project is deemed "Functionally Complete" when a project has been constructed in accordance with the engineering and operation specifications and has been tested to function as required. The definition functionally complete may or may not mean that the asset has been put into service as designed. Further definition can be found within Quarterly Report #56.

Additional Projects Outside of Consent Decree

This category of project is composed of several additional projects the City/Parish has agreed to implement not presently included/tracked by the RMAP2 Consent Decree Compliance Schedule, and specifically includes wet weather improvements at the City/Parish wastewater treatment plants (WWTPs), as well as storage facilities throughout the service area. Many of these projects will greatly improve the operation and maintenance of the wastewater collection system, WWTPs, and storage facilities. Specifically included in this group of projects are both the SCADA Project and the Standby Power Program, which will help optimize the overall operation of the treatment facilities and pump stations, while minimizing risks associated with SSOs. Several of these projects have been initiated as well by the City/Parish, on their own without EPA/LDEQ approval, because they were needed due to emergency, or due to additional scope added

late to a project, and for easier project execution. All of these additional projects are summarized below and project statuses are provided in Table 7.

Notification of the acceptance of the request for the termination of the Louisiana Pollutant Discharge Elimination System (LPDES) permit LA0036421 (AI #4842) for the Central WWTP was received from Louisiana Department of Environmental Quality (LDEQ) – Environmental Services on May 30, 2017. The permit was terminated June 30, 2017, thirty days after receiving the response of the request from LDEQ.

Table 7. Proposed Schedule for Projects Outside of Consent Decree

	Start	Scheduled Finish	Project Status Summary
NWWTP Plantwide & Master SCADA Project	Project Underway	Construction – 4 th quarter 2018	Construction is approximately 30% complete and ongoing. Project originally part of NWWTP Master Plan project, re-scoped into several projects 4 th quarter 2016 due to high bids.
NWWTP Standby Generator Project	Project Underway	Construction – 3 rd quarter 2018	Construction is approximately 20% complete and ongoing. Project originally part of NWWTP Master Plan project, re-scoped into several projects 4 th quarter 2016 due to high bids.
NWWTP Pretreatment & Grit Removal Rehabilitation Project	Project Underway	Construction – 4 th quarter 2018	Construction is approximately 30% complete and ongoing. Project originally part of NWWTP Master Plan project, re-scoped into several projects 4 th quarter 2016 due to high bids.
NWWTP General Electrical Rehabilitation Project	Project Underway	Construction – 4 th quarter 2018	Construction is approximately 83% complete and ongoing. Project originally part of NWWTP Master Plan project, re-scoped into several projects 4 th quarter 2016 due to high bids.
NWWTP Odor Control & Sodium Hypochlorite Project	Project Underway	Construction – 3 rd quarter 2018	Construction is approximately 78% complete and ongoing. Project originally part of NWWTP Master Plan project, re-scoped into several projects 4 th quarter 2016 due to high bids.
NWWTP Sustainability Improvements Project	Project Underway	Construction – 3 rd quarter 2018	Construction is approximately 92% complete and ongoing. Project originally part of North WWTP Master Plan & Sustainability Improvements Project (projects #1 and #2 combined 3 rd quarter 2015), un-combined 4 th quarter 2016.
NWWTP Master Plan Project #3 (Public Project) – Plant Buffer	Project Underway	Construction – 4 th quarter 2018	Construction is approximately 0% complete – NTP expected 3 rd quarter 2018.
SWWTP Wet Weather Improvements – Phase II (Master Plan portion)	Complete	Complete	Project completed – 2nd quarter 2015.
Sewer System and WWTP Stand-by Power Program	Project Underway	Completion of SSO Program	Generator installation of PDP stations approximately 96% complete and on-going. Additional scope added; anticipated continual growth on this project. All stored generators were flooded during the August 2016 Flood and will require acquisition of replacements.
SCADA (Collection System, Operations Data and Control Center)	Project Underway	Completion of SSO Program	Construction of overall project 87% complete and ongoing.
Environmental Services Facility	Complete	Complete	Project completed – 2nd quarter 2017. (DES consolidated staff into one facility to facilitate communications and operations.)
NWWTP Odor Control Project	Complete	Complete	Project completed – 4th quarter 2010.
Comite –Foster Road Sewer Area Upgrades - Phase II	Complete	Complete	Project completed – 1st quarter 2011.

Table 7. Proposed Schedule for Projects Outside of Consent Decree

	Start	Scheduled Finish	Project Status Summary
Zachary Area Transmission Network Improvements Phase V – Zachary Improvements	Project Underway	Project moved into RMAP2. See Table 5 for project status update	Project moved into RMAP2. See Table 5 for project status update
South Boulevard – Saint Joseph Street Phase B	Project Underway	Project moved into RMAP2. See Table 5 for project status update	Project moved into RMAP2. See Table 5 for project status update
Central WWTP Decommissioning Project	Complete	Complete	Project completed – 2nd quarter 2017. (Central WWTP decommissioned 3 rd quarter 2016; permit discontinued 2 nd quarter 2017.)
Ward Creek Aerial Crossing Replacement Emergency Project	Complete	Complete	Project completed – 3rd quarter 2015.
South Basin Coordination Project	Complete	Complete	Project completed – 4th quarter 2016.
South WWTP Landscape Buffer Area	Complete	Complete	Project completed – 2nd quarter 2016.

Status of Other Consent Decree Requirements

Consent Decree Section XV - Outreach and Public Awareness Plan

Section XV requires the City/Parish DES to implement and follow the Outreach and Public Awareness Program Plan attached in Exhibit H of the Consent Decree. The Outreach and Public Awareness Program Plan was updated in December 2007 and has been completed and reviewed/approved by the City/Parish and can be found in *Attachment 1: Updated Outreach and Public Awareness Plan and RMAP1 Completion Report* located at the end of the 36th Quarterly EPA Report.

Outreach and Public Awareness Program Plan implementation efforts have been on-going. Public information tools such as the website (<http://www.brprojects.com/>) are continuously updated with new information about the program, project information (including monthly and quarterly progress reports detailing the status of the projects), and regulatory information and associated reference documents, etc. Fact sheets and brochures have also been developed that can be accessed via the website and that have been distributed during public meetings; these fact sheets describe pertinent information about and aspects of the Program. Additionally, prior to any field work, informational door hangers are also hung on those homes where inspection work will be taking place.

The Program quarterly progress reports have been made available and distributed to the public. To date, the reports have been, and still are, posted on the website for the public to download at their convenience and are always distributed to City/Parish and DES staff. The plan is for these reports to continue to be distributed and posted on the website; in addition, the public quarterly progress reports will also be handed out or mailed to anyone who requests them throughout the duration of the SSO Control and Wastewater Facilities Program.

Program communications continue to provide City/Parish residents with time critical information on SSO Program projects, educational information on SSOs, and updates on the status of the Program and related projects. In close collaboration with the Office of the Mayor-President and the Department of Environmental Services (DES), the Program has initiated a construction communication outreach component to complement the Program's current communication activities. The Program Communication Team has designed and distributed a variety of outreach materials. A telephone hotline for residents to call with questions was developed and coordination between the SSO Program and the C-P's 311 call center was established. Additionally, materials including information letters, handouts, and door hangers

announcing road closures were developed and are continuously to be distributed. A summary of outreach activities for the quarter are as follows:

Public Outreach Summary 2nd Quarter 2018 (Through June 30, 2018)

Some of the public outreach initiatives conducted this quarter include:

Ongoing: SSO Program is engaging with the Sherwood Forest Civic Association several times a week to provide information on construction schedules, road closures, and other expected impacts. This information is being posted on the Civic Association's social media outlets. The SSO Program has new pipelines and new pump stations under construction in this neighborhood.

June 12, 2018: SSO Program representatives attended the Downtown Development District's monthly meeting in June to discuss upcoming sewer rehabilitation work in the downtown area.

DES Communication Initiatives Summary 2nd Quarter 2018 (Through June 30, 2018)

Specific efforts included:

Public Outreach and Community Engagement

- In concert with the 2018 Mayor's Earth Day Challenge targeted at schools across East Baton Rouge Parish, led public outreach and program management of the Wyland National Mayor's Challenge for Water Conservation, including the development of outreach videos produced in development with the Office of Mayor-President Sharon Weston Broome, promotional social media content, and media outreach including press releases announcing the competition. More than 7,184 pledges were taken by Baton Rouge residents in response during the month of May 2018, representing a commitment to reduce water usage by a total of 32.7 million gallons in the coming years, helping to give Baton Rouge the title of the "most water wise" city in the U.S.
- Conducted three monthly update meetings between DES/SSO Program representatives and Metro Councilmembers and their legislative aides during the months of April, May, and June 2018 to provide updates on key projects and initiatives within each council district throughout East Baton Rouge Parish and request input or feedback as to how services are being delivered to constituents they each represent.
- Finalized high-level approach to residential and school outreach regarding the prevention of dry weather overflows, including utilizing sewer overflow data to identify "hot spot" areas and, using GIS technology, identifying large sewer system users or densely populated residential areas (single family and multi-family) that can be targeted for prevention of future issues.
- Developed design and strategy for creating awareness at homeowner level regarding proper disposal of various substances and types of solid waste, with an emphasis on proper set-out to ensure materials are collected and processed correctly while limiting any adverse impacts on the surrounding environment. This approach will form the basis for public outreach efforts in late 2018 including the distribution of a mailer to all East Baton Rouge Parish residents through the residential water bill distribution process.
- Provided crisis communications and public outreach support for wastewater-related or SSO program/project-related issues as part of DES' ongoing efforts focused on proactive communications and community engagement, including supporting residential outreach efforts among DES staff for social media complains about service issues.

School Outreach Program

- Throughout April and May, DES School Outreach Committee members planned and implement the 2018 Earth Day Mayor's Challenge – a competition led by the School Outreach Committee, in partnership with Mayor-President Sharon Weston Broome, for students and teachers across East Baton Rouge Parish. The competition was built around the Wyland National Mayor's Challenge for Water Conservation and encouraged teachers and students to take a pledge to change everyday behaviors ranging from fixing home leaks to reducing harmful runoff into local rivers and streams. The winning school of the Mayor's Challenge was Southeast Middle School,

one of three schools that reached full participation among the schools' student population. In total, students at Southeast Middle were responsible for making 736 student pledges and committing to conserving approximately 3.3 million gallons of water. Mayor-President Broome will visit Southeast Middle during the Fall 2018 semester to recognize their efforts with an official proclamation and an Amazon gift card for classroom supplies.

- During the second quarter of 2018, four East Baton Rouge Parish area schools continued their engagement in the DES School Recycling Pilot Program, with another eight that have been engaged by the DES School Outreach Committee team for consideration in participating moving forward. As part of this process, the committee met with schools to assess performance and capture best practices, updating resources to prepare for an expansion of the pilot program efforts in Fall 2018. The program consists of approximately 10 weeks of active support with participating schools in the form of planning, structure, resources and iteration regarding the adoption of community sustainability practices such as recycling. Each school is provided with technical assistance in the form of up to three working sessions to refine programs tailored to their school's schedule and size.
- Throughout the second quarter of 2018, Michael Lowe, DES Wastewater Treatment Lab Supervisor, and other School Outreach Committee members led water filtration classroom activities at seven schools across East Baton Rouge Parish.
- In May 2018, committee members participated in the 2018 STEM Expo and presented to students about the services provided by DES and ways to engage with DES' School Outreach Program.
- In June 2018, committee members met to develop school outreach plans for the Fall 2018 semester which will include includes a renewed focus on education related to the proper disposal of fats, oil, and grease, continued implementation of the school-based recycling pilot program and facilitating the 3rd Annual America Recycles Day Competition.

Baton Rouge 2002 Consent Decree Quarterly Report
Preventive Maintenance Plan Summary Totals
Apr. 1 - June 30, 2018

Summary of Activities	1st Quarter (64)		2nd Quarter (65)		3rd Quarter (66)		4th Quarter (67)		Totals		
	64th Quarterly Total	Cum. % Complete	65th Quarterly Total	Cum. % Complete	66th Quarterly Total	Cum. % Complete	67th Quarterly Total	Cum. % Complete	Cum. Annual Total	Cum. % Complete	Annual Goal
Gravity Collection System (8,510,000ft/38,000MH)											
Lines Cleaned (ft)	108,228	19%	157,023	47%	0	47%	0	47%	265,251	47%	570,000
CCTV Inspected (ft)	158,378	28%	186,415	60%	0	60%	0	60%	344,793	60%	570,000
Smoke Tested (ft)	3,948		278,877		0		0		282,825		-----
Smoke Tested (no. of locations)	3		0		0		0		3		-----
Dye Water Flooded (no. of locations)	0		97		0		0		97		-----
Manholes Inspected (no.)	425	17%	411	33%	0	33%	0	33%	836	33%	2,500
Lines Repaired (no.)	334		360		0		0		694		-----
MH Rehabbed (no.)	285		372		0		0		657		-----
Force Mains (240 miles)											
Visual Surface Inspection (miles)	56.0	47%	31.2	73%	0.0	73%	0.0	73%	87.2	73%	120
Repaired (no.)	10		11		0		0		21		-----
Air Release Valves (604)											
Inspected/Maintained	280	29%	156	45%	0	45%	0	45%	436	45%	960 to 1,200
Repaired (no.)	134		135		0		0		269		-----
Pump & Lift Stations (421)											
Inspections (no.)	18,369	41%	6,006	54%	0	54%	0	54%	24,375	54%	45,136
Wet wells cleaned	226		226		0		0		452		-----
Repaired (no.)	20		19		0		0		39		-----
Peak Flow Storage Facilities (2)											
Little Peak site visits - Decommissioned	0	0%	0	0%	0	0%	0	0%	0	0%	104
Big Peak site visits - Decommissioned	0	0%	0	0%	0	0%	0	0%	0	0%	104

Bold is percentage complete strived for on a quarterly basis that was not met.

25%

50%

75%

100%

**Baton Rouge 2002 Consent Decree Quarterly Report
Preventive Maintenance Plan Summary Totals
Apr. 1 - June 30, 2018**

North Plant- LA0036439

Summary of Activities	1st Quarter (EPA Report No. 64)					2nd Quarter (EPA Report No. 65)											
	WWC (w/AMP) (Rout.)	(w/AMP) (Corr.)	WWC-PS (Rout.)	(Corr.)	Field Engr.- (Rout.)	Field Engr.- (Rout.)	Quarterly Total	*Cum. % Complete	WWC (w/AMP) (Rout.)	(w/AMP) (Corr.)	WWC-PS (Rout.)	(Corr.)	Field Engr.- (Rout.)	Field Engr.- (Rout.)	Quarterly Total	*Cum. % Complete	
Gravity Collection System (2,460,000ft/10,640MH)																	
Lines Cleaned (ft)					56,503		56,503	10%	13,771						13,771	12%	
CCTV Inspected (ft)					57,940		57,940	10%	18,704						18,704	13%	
Smoke Tested (ft)					0		0		41,400						41,400		
Smoke Tested (no. of locations)					0		0								0		
Dye Water Flooded (no. of locations)					0		0		31						31		
Manholes Inspected (no.)					220		220	9%	35						35	10%	
Lines Repaired (no.)					92		92		52						52		
MH Rehabbed (no.)					36		36		20						20		
Force Mains (120 miles)																	
Visual Surface Inspection (miles)					37.2		37.2	31%	26.2						26	53%	
Repaired (no.)					6		6		7						7		
Air Release Valves (335)																	
Inspected/Maintained					186		186	19%	131						131	33%	
Repaired (no.)					88		88		122						122		
Pump & Lift Stations (141)																	
Inspections (no.)					6,669		6,669	15%	2,772						2,772	21%	
Wet wells cleaned					108		108		115						115		
Repaired (no.)					6		6		7						7		

Rout.-Routine Maintenance
Corr.-Corrective Maintenance

**Baton Rouge 2002 Consent Decree Quarterly Report
Preventive Maintenance Plan Summary Totals
Apr. 1 - June 30, 2018**

South Plant-LA0036412

Summary of Activities	1st Quarter (EPA Report No. 64)					2nd Quarter (EPA Report No. 65)						
	WWC (w/AMP)	WWC-PS	Field Engr.	Field Engr. contr.	Quarterly Total	*Cum. % Complete	WWC (w/AMP)	WWC-PS	Field Engr.	Field Engr. contr.	Quarterly Total	*Cum. % Complete
	(Rout.) (Corr.)	(Rout.) (Corr.)	(Rout.)	(Rout.)	(Rout.)	%	(Rout.) (Corr.)	(Rout.) (Corr.)	(Rout.)	(Rout.)	(Rout.)	%
Gravity Collection System (4,640,000ft/21,580MH)												
Lines Cleaned (ft)			51,725	51,725	51,725	9%	143,252				143,252	34%
CCTV Inspected (ft)			100,438	100,438	100,438	18%	167,711				167,711	47%
Smoke Tested (ft)			3,948	3,948	3,948		237,477				237,477	
Smoke Tested (no. of locations)			3	3	3						0	
Dye Water Flooded (no. of locations)					0		66				66	
Manholes Inspected (no.)			205	205	205	8%	376				376	23%
Lines Repaired (no.)			242	242	242		308				308	
MH Rehabbed (no.)			249	249	249		352				352	
Force Mains (110 miles)												
Visual Surface Inspection (miles)		18.8			18.8	16%					5.0	20%
Repaired (no.)			4	4	4		4				4	
Air Release Valves (251)												
Inspected/Maintained		94			94	10%					25	12%
Repaired (no.)					46						13	
Pump & Lift Stations (259)												
Inspections (no.)		11,700			11,700	26%					3,234	33%
Wet wells cleaned		118			118						111	
Repaired (no.)					8						12	
Peak Flow Storage Facilities (2)												
Little Peak site visits-Decommissioned					0	0%					0	0%
Big Peak site visits- Decommissioned					0	0%					0	0%

Rout.-Routine Maintenance
Corr.-Corrective Maintenance

Table of Contents

	<u>PART</u>
CROSS CONNECTION ELIMINATION PLAN	A
COLLECTION SYSTEM PREVENTIVE MAINTENANCE PROGRAM (PMP)	B
SANITARY SEWER OVERFLOW RESPONSE PLAN (SSORP)	C
REPORTING OF UNAUTHORIZED DISCHARGES	D
CONSENT DECREE COMPLIANCE STATUS	E

Part A:
Cross Connection
Elimination Plan

**Baton Rouge Consent Decree Quarterly Report
 Part A - Cross Connection Elimination Plan**

Requirement: Pursuant to Paragraph 16, Section VIII of the Consent Decree, if the City/Parish identifies any Cross Connection in the Collection System, it shall be permanently sealed or eliminated within 30 days of identification or if the City/Parish elects to have the work performed by a contractor, within 60 days of identification.

Summary of Activities

No cross connection was discovered and removed during this quarter. There is no anticipated non-compliance. During the reporting period approximately 278,877 linear feet of sewer was smoke tested to identify violations of City/Parish ordinances regarding private cross connections. No private cross connections were identified. There were no exceptions in enforcing the ban on private cross connections.

Summary	North Plant LA0036439 AI# 4843	South Plant LA0036412 AI# 4841	Total
Total No. of Cross Connections Identified:	1	0	1
Total No. of Cross Connections Eliminated:	1	0	1
Total No. of Private Cross Connections Identified:	0	0	0
Total No. of Private Cross Connections Eliminated:	0	0	0

Part A – Cross Connection Elimination Plan

Summary of Cross Connections Identified						
Number	Date Identified	Location	Private (Y/N)	Current Status	Notice Date	Date Eliminated
North Plant (LA0036439 AI# 4843)						
1	06/06/2018	6609 Guynell Dr. B.R., LA. 70811	N	Eliminated		06/15/2018
South Plant (LA0036412 AI# 4841)						

The City/Parish [is] [is not] in compliance with Section VIII Elimination of Cross Connections for the period 04/01/18 to 06/30/18. If not, see comments above.

Part B:
Preventive Maintenance
Program (PMP)

Baton Rouge Consent Decree Quarterly Report Part B - Preventive Maintenance Program (PMP)

Requirement: Pursuant to Exhibit I of the Consent Decree, the City/Parish shall report compliance and include a brief narrative summary of activities related to compliance and/or non-compliance with the Preventive Maintenance Program during the reporting period. In accordance with the Collection System Preventive Maintenance Plan, Paragraph 1.4, specific activities performed related to collection system preventive maintenance will be reported to the EPA and LDEQ on a quarterly basis.

Summary of Activities

During the reporting period the City/Parish Department of Environmental Services staff, have followed our standard operating procedures, and continued to follow the equipment manufacturers' recommended operation and maintenance requirements, as referenced in the Collection System Preventive Maintenance Plan. A summary of the collection system preventive maintenance activities for this reporting period is provided in the table on page B-2. As indicated, the primary preventive maintenance activity is inspection of facilities, including gravity sewers (through CCTV), manholes, ARVs and other facilities. Quarterly goals for specific activities identified in the Collection System Preventive Maintenance Plan were not achieved this quarter. The percentages of manholes inspected, lines cleaned and ARV inspected did not reach the 2nd quarter goal of 50%. We will increase the inspection quantities required on the Physical Inspection project for the next quarter. We do not anticipate any non-compliance related to preventive maintenance activities in the future. Note that the gravity system preventative maintenance activities are tied to the design schedules of the RMAP2 Submittal Category 1- Comprehensive Rehabilitation Projects.

We provided information for each treatment plant service area and have identified whether the activity was routine (standard preventive maintenance) or corrective (in response to a particular complaint or perceived problem) in nature.

There were no problems encountered or deficiencies identified in the Preventive Maintenance Program plans.

Part B - Preventive Maintenance Program (PMP)

Summary of Collection System Activities

	Quarterly Total Apr-Jun. 2018	Cumulative 2018 Annual Total	2018 Annual Goal
Gravity Collection System (8,510,000ft/38,000MH)			
Lines Cleaned (ft)	157,023	265,251	570,000
CCTV Inspected (ft)	186,415	344,793	570,000
Smoke Tested (ft)	278,877	282,825	----
Smoke Tested (no. of locations)	0	3	----
Dye Water Flooded (no. of locations)	97	97	----
Manholes Inspected (no.)	411	836	2,500
Lines Repaired (no.)	360	694	----
MH Rehabbed (no.)	372	657	----
Force Mains (240 miles)			
Visual Surface Inspection (miles)	31.2	87.2	120
Repaired (no.)	11	21	----
Air Release Valves (604)			
Inspected / Maintained	156	436	960 to 1,200
Repaired (no.)	135	269	----
Pump & Lift Stations (421)			
Inspections (no.)	6,006	24,375	45,136
Wet wells cleaned	226	452	----
Repaired (no.)	19	39	----
Peak Flow Storage Facilities (2)			
Little Peak site visits- Decommissioned	n/a	n/a	104
Big Peak site visits- Decommissioned	n/a	n/a	104

**Attached are separate Collection System Activity Sheets for each Treatment Plant Service Area.

The City/Parish [is] [is not] in compliance with Section IX Preventive Maintenance Program Plan for the period 04/1/18 to 06/30/18. If not, see comments above.

**Part B – Preventive Maintenance Program (PMP)
Summary of Activities by Treatment Plant Service Area**

North Plant (LA0036439 AI# 4843)

	<u>Routine Maintenance</u>	<u>Corrective Maintenance</u>	<u>Quarterly Total Apr. – Jun. 2018</u>
Gravity Collection System (2,460,000ft/10,640MH)			
Lines Cleaned (ft)	13,771	0	13,771
CCTV Inspected (ft)	18,704	0	18,704
Smoke Tested (ft)	41,400	0	41,400
Smoke Tested (no. of locations)	0	0	0
Dye Water Flooded (no. of locations)	31	0	31
Manholes Inspected (no.)	35	0	35
Lines Repaired (no.)	0	52	52
MH Rehabbed (no.)	0	20	20
Force Mains (120 miles)			
Visual Surface Inspection (miles)	26.2	0.0	26.2
Repaired (no.)	0	7	7
Air Release Valves (335)			
Inspected / Maintained	131	0	131
Repaired (no.)	0	122	122
Pump & Lift Stations (141)			
Inspections (no.)	2,772	0	2,772
Wet wells cleaned	115	0	115
Repaired (no.)	0	7	7

Routine Maintenance - Day to day maintenance work or operational activities carried out on a regular basis, to keep the collection system operating properly. Generally routine maintenance consists of visual, mechanical, electrical, and electronic checks to ensure proper functioning of equipment. Routine maintenance also consists of sewer cleaning; smoke testing, dye water flooding, manhole inspection, and CCTV inspection.

Corrective Maintenance - Maintenance that is required to restore an item to a specified, working order/condition, which is normally initiated as a result of a scheduled or routine inspection. Generally corrective maintenance consists of rehabilitation of gravity lines, manholes, force mains, etc. and generally in conjunction with system inspection activities. Corrective maintenance also consists of repairing or replacing a failed structure such as a pump station or storage facility.

**Part B – Preventive Maintenance Program (PMP)
Summary of Activities by Treatment Plant Service Area**

South Plant (LA0036412 AI# 4841)

	<u>Routine Maintenance</u>	<u>Corrective Maintenance</u>	<u>Quarterly Total Apr. – Jun. 2018</u>
Gravity Collection System (4,640,000ft/21,580MH)			
Lines Cleaned (ft)	143,252	0	143,252
CCTV Inspected (ft)	167,711	0	167,711
Smoke Tested (ft)	237,477	0	237,477
Smoke Tested (no. of locations)	0	0	0
Dye Water Flooded (no. of locations)	66	0	66
Manholes Inspected (no.)	376	0	376
Lines Repaired (no.)	0	308	308
MH Rehabbed (no.)	0	352	352
Force Mains (110 miles)			
Visual Surface Inspection (miles)	5.0	0.0	5
Repaired (no.)	0	4	4
Air Release Valves (251)			
Inspected / Maintained	25	0	25
Repaired (no.)	0	13	13
Pump & Lift Stations (259)			
Inspections (no.)	3,234	0	3,234
Wet wells cleaned	111	0	111
Repaired (no.)	0	12	12
Peak Flow Storage Facilities (2)			
Little Peak site visits- Decommissioned	n/a	n/a	n/a
Big Peak site visits- Decommissioned	n/a	n/a	n/a

Routine Maintenance - Day to day maintenance work or operational activities carried out on a regular basis, to keep the collection system operating properly. Generally routine maintenance consists of visual, mechanical, electrical, and electronic checks to ensure proper functioning of equipment. Routine maintenance also consists of sewer cleaning, smoke testing, dye water flooding, manhole inspection, and CCTV inspection.

Corrective Maintenance - Maintenance that is required to restore an item to a specified, working order/condition, which is normally initiated as a result of a scheduled or routine inspection. Generally corrective maintenance consists of rehabilitation of gravity lines, manholes, force mains, etc. and generally in conjunction with system inspection activities. Corrective maintenance also consists of repairing or replacing a failed structure such as a pump station or storage facility.

Part C:
Sanitary Sewer Overflow
Response Plan (SSORP)

**Baton Rouge Consent Decree Quarterly Report
Part C - Sanitary Sewer Overflow Response Plan (SSORP)**

Requirement: Pursuant to Paragraph 24, Section X of the Consent Decree, The City/Parish shall implement the Sanitary Sewer Overflow Response Plan (SSO Response Plan) attached to the Consent Decree as Exhibit A.

Summary of Activities

A total of two hundred three (203) Sanitary Sewer Overflows (SSOs) were responded to during this reporting period, five overflows occurred at the wastewater treatment plants. The Sanitary Sewer Overflow Monitoring Report, included as Part D Reporting of Unauthorized Discharges of this Quarterly Report, provides details about these overflows in the wastewater collection system, including the response action taken. The Sanitary Sewer Overflow Response Plan was followed for all unauthorized discharges during this reporting period. Document revisions and employee training for the SSO Response Plan shall be scheduled. The City/Parish complied with the Collection System Preventive Maintenance Program.

Summary of Unauthorized Discharges	Number
North Plant-LA0036439 AI# 4843 Collection System	49
South Plant-LA0036412 AI# 4841 Collection System	154
Total	203

** See table attached to Part D – Reporting of Unauthorized Discharges for detailed information about individual events.

The City/Parish [is] [is not] in compliance with Section X Sanitary Sewer Overflow Response Plan (SSORP) for the period 04/1/18 to 06/30/18. If not, see comments above.

Part D:
Reporting of
Unauthorized Discharges

Baton Rouge Consent Decree Quarterly Report Part D - Reporting of Unauthorized Discharges

Requirement: Pursuant to Paragraph 26, Section XI of the Consent Decree the City/Parish shall report all Unauthorized Discharges of which it becomes aware to EPA and LDEQ. All such Unauthorized Discharges shall be reported to EPA and LDEQ in the Quarterly Report.

Summary of Unauthorized Discharges

The attached Sanitary Sewer Overflow Monitoring Report provides information about the unauthorized discharges discovered in the collection system during the reporting period, such as the date, location, cause, action taken to reduce or eliminate the discharge, surface water that received the discharge and quantity of the discharge. The attached Sanitary Sewer Overflow Monitoring Report also identifies the steps taken to prevent the recurrence of the discharge. As shown below, a total of two hundred three (203) unauthorized discharges occurred during this quarter, five discharges occurred at the wastewater treatment plants.

Summary of Unauthorized Discharges	Number
North Plant-LA0036439 AI# 4843 Collection System	49
South Plant-LA0036412 AI# 4841 Collection System	154
Total	203

** See attached tables for detailed information about individual events.

There were no unusual SSOs, and five (5) unauthorized discharges equal to or greater than 100,000 gallons during this reporting period. One discharge occurred at Pump Station 58, due to a power interruption and SCADA system failure. The remaining partial plant bypasses occurred at the North Wastewater Treatment Plant that is currently undergoing construction upgrades. All five unauthorized discharges occurred during heavy rain events and or power failures.

Implementation of the Remedial Measures Action Plan (RMAP) projects is ongoing which consist of approximately 109 individual projects. Due to the sheer size of our program improvements, it was necessary to break the program into these manageable individual projects taking into consideration sewer basin location, location with the system, and type of construction. Many of these projects have been moving forward concurrently however each is in different stages of completion. Due to this, all the upgraded pump stations that will increase the sewer flows to the plants cannot be operated at full design flows until all downstream capacity improvements are in place. As we have continued to tighten our system with the aggressive rehabilitation programs, but not having all capacity improvements on line yet, we are finding that we are experiencing a temporary increase in sewer overflows in some portions of the collection system. These will continue to subside as we bring more and more of our improvements online.

The City/Parish [is] [is not] in compliance with Section XI Reporting of Unauthorized Discharges for the period 04/1/18 to 06/30/18. If not, see comments above.

**CITY OF BATON ROUGE/PARISH OF EAST BATON ROUGE
SANITARY SEWER OVERFLOWS MONITORING REPORT**

NORTH Sewer District Collection System LPDES LA0036439A#-4843
04/01/2018 To 06/30/2018

Date	Address	Cause	Action	Prevention	Rec. Waters	Amt. Gals	PS	BOD	TSS	pH	ARD
4/2/2018	12352 Conwood Ave.	There was evidence of sewage discharge around the city's sewer manhole. The discharge was caused by pump station # 231 being turned off for contractors to perform a job at the station. The Service Inspector did not witness the active discharge. MH# 231-00001.	Recorded sewage discharge and dispatched wash truck to clean the area. The site was washed with fresh water and deodorized using four gallons of Master Scent. Four gallons of Champ disinfectant was used to sanitize the site. Five gallons of Beta Magic was also used to deodorize the area.	PS 231 will be eliminated in SSO Program project 10-PS-MS-0048, scheduled to be complete by 6/30/18	None	75	231	155	84	7.03	
4/2/2018	14613 Central Woods Ave.	There was a stoppage found in the six inch service lateral causing the six inch clean-out to overflow. MH# 271-00001.	Recorded sewage discharge and dispatched wash truck to clear the stoppage. The site was washed with fresh water and deodorized using one gallon of Master Scent. One gallon of Champ disinfectant was used to sanitize the site.	Advised the resident and provided a flyer indicating the best practices.	None	3	271	155	84	7.03	
4/3/2018	3545 Newbury Dr.	Pump Station # 289 was down - high wet well - the pump station mechanic found two air leaks inside the station. Pump mechanic repaired the air leaks inside the station. Pump station was back in service at 20:00hrs. MH# 289-00001.	Recorded sewage discharge and dispatched wash truck to clean the area. The site was back flushed with fresh water and deodorized using two and one half gallons of Beta Magic. Two gallons of Champ disinfectant was used to sanitize the canal	Scheduled maintenance records will document operational status of the pump station and make adjustment when needed.	Engineer Depot Canal	8,640	289	188	136	6.94	
4/3/2018	5958 Cadillac St.	There was a stoppage found in the city's main collection line causing the sewer manhole to overflow. MH# 047-00001.	Recorded sewage discharge and dispatched wash truck to clear the stoppage. The site was washed with fresh water and deodorized using one gallon of Master Scent.	We will review prior CCTV data for debris/roots/grease in the sewer lines in the area.	None	5	47	188	136	6.94	
4/4/2018	3693 Lanier Dr.	Pump Station # 55 was down - high wet well - the pump station mechanic found that the pump had a bad pressure switch. Pump station mechanic replaced the pressure switch on the pump. Pump station was back in service at 14:04hrs. MH# 055-00001.	Recorded sewage discharge and dispatched wash truck to clean the area. The site was washed with fresh water and deodorized using two gallons of Master Scent. One gallon Champ disinfectant was used to sanitize the site.	Scheduled maintenance records will document operational status of the pump station and make adjustment when needed. Pump station not yet connected to SCADA for remote monitoring.	Hurricane Creek	10,800	55	208	136	6.71	
4/4/2018	11653 Flamingo Dr.	Pump Station # 119N was down - high wet well the pump station mechanic found that seal on pump was bad. Pump mechanic replaced seal on pump. Pump station was back in service at 19:45hrs. MH# 119N-00001.	Recorded sewage discharge and dispatched wash truck to clean the area. The site was washed with fresh water and deodorized using two gallons of Master Scent. Two gallons of Champ disinfectant was used to sanitize the site.	Scheduled maintenance records will document operational status of the pump station and make adjustment when needed. Pump station not yet connected to SCADA for remote monitoring.	Engineer Depot Canal	26,775	119 N	172	312	7.17	
4/5/2018	18049 Keystone Ave.	There was evidence of sewage discharge around the city's sewer manhole. The discharge was caused by a leaking force main. The Service Inspector did not witness the active overflow. MH# 220-00001.	Recorded sewage discharge and dispatched wash truck to clean the area. The site was washed with fresh water and deodorized using one gallon of Master Scent. One gallon of Champ disinfectant was used to sanitize the site.	A work order has been issued to have this repair made. (Repair # 467).	Draughan Creek	25	220	151	308	6.78	
4/6/2018	5958 Cadillac St.	There was evidence of sewage discharge around the city's sewer manhole. The discharge was caused by a stoppage in the city's main collection line. The Service Inspector did not witness the active overflow. MH# 047-000024.	Recorded sewage discharge and dispatched wash truck to clear the stoppage. The site was washed with fresh water and deodorized using two gallons of Master Scent. Two gallons Champ disinfectant was used to sanitize the site.	We will review prior CCTV data for debris/roots/grease in the sewer lines in the area.	None	25	47	206	136	6.59	

**CITY OF BATON ROUGE/PARISH OF EAST BATON ROUGE
SANITARY SEWER OVERFLOWS MONITORING REPORT**

NORTH Sewer District Collection System LPDES LA0036439A# 4843
04/01/2018 To 06/30/2018

Date	Address	Cause	Action	Prevention	Rec. Waters	Amt. Gals	PS	BOD	TSS	pH	ARD
4/7/2018	12044 Post Dr.	There was evidence of sewage discharge around the city's sewer manhole. The discharge was caused by pump station # 72 being down pump mechanic finding unknown. The Service Inspector did not witness the active overflow. MH# 072-00001.	Recorded sewage discharge and dispatched wash truck to clean the area. The site was washed with fresh water and deodorized using one gallon of Master Scent. One gallon of Champ disinfectant was used to sanitize the site.	Scheduled maintenance records will document operational status of the pump station and make adjustment when needed.	Beaver Bayou	75	72	84	221	6.46	2.28
4/7/2018	3693 Lanier Dr.	There was evidence of sewage discharge around the city's sewer manhole. The discharge was caused by pump station # 55 having issues with pump number one and number three. The Service Inspector did not witness the active overflow. MH# 055-00070.	Recorded sewage discharge and dispatched wash truck to clear the stoppage. The site was washed with fresh water and deodorized using two gallons of Master Scent. Two gallons Champ disinfectant was used to sanitize the site.	Scheduled maintenance records will document operational status of the pump station and make adjustment when needed.	Hurricane Creek	75	55	84	221	6.46	2.28
4/9/2018	8321 Gay Dr.	There was evidence of sewage discharge around the six inch clean-out. The discharge was caused by pump station # 55 having issues with debris hung up in the pumps. The Service Inspector did witness the active overflow. MH# 055-00001.	Recorded sewage discharge and dispatched wash truck to clear the stoppage. The site was washed with fresh water and deodorized using two gallons of Master Scent. Two gallons Champ disinfectant was used to sanitize the site.	Scheduled maintenance records will document operational status of the pump station and make adjustment when needed.	Hurricane Creek	75	55	149	292	6.78	
4/14/2018	7479 Glen Oaks Dr.	Sewerage system surcharging due to weather conditions rain event. MH# 035-00140.	Monitor manhole to calculate discharge, completed inspection report to document event, and submitted report in MyProjectNow. The area was washed with fresh water and deodorized using one gallon of Master Scent. One gallon of Champ disinfectant was used to sanitize the site.	Monitor collection lines until system returns to normal flow. We will also review prior CCTV data for I & I problems.	Hurricane Creek	500	35	69	178	7.04	2.04
4/17/2018	3716 Baton Rouge Ave.	There was evidence of sewage discharge around the city's sewer manhole. The discharge was possibly caused by a surcharging sewerage system due to the rain event that occurred on 4-14-18. The Service Inspector did not witness the active discharge. MH# 043-00145.	Recorded sewage discharge and dispatched wash truck to clean the area. The site was washed with fresh water and deodorized using one gallon of Master Scent. One gallon Champ disinfectant was used to sanitize the site.	A short term and long term I/I elimination project is planned for the PS 23 and PS 43 basins	Knox Canal	25	43	78	124	6.98	
4/24/2018	10842 Big Bend Ave.	There was dry evidence of sewage discharge around the six inch clean-out. The discharge was possibly caused by a surcharging sewerage system. The Service Inspector did not witness the active overflow. MH# 128-00018A.	Recorded sewage discharge and dispatched wash truck to clean the area. The site was washed with fresh water and deodorized using two gallons of Master Scent. Two gallons Champ disinfectant was used to sanitize the site.	We will review prior CCTV data for I & I problems.	None	25	128	282	100	6.77	
4/23/2018	3545 Newbury Dr.	Pump Station was down - high wet well - the pump station mechanic found a stoppage inside the pump. Pump station mechanic removed the stoppage, pump station was back in service at 14:00hrs. MH# 289-00001.	Recorded sewage discharge and dispatched wash truck to clean the area. The canal was backed flushed with fresh water and deodorized using eight gallons of Master Scent. Eight gallons of Champ disinfectant was used to sanitize the site.	Scheduled maintenance records will document operational status of the pump station and make adjustment when needed.	Engineer Depot Canal	5,760	289	246	108	6.88	

**CITY OF BATON ROUGE/PARISH OF EAST BATON ROUGE
SANITARY SEWER OVERFLOWS MONITORING REPORT**

NORTH Sewer District Collection System LPDES LA0036439AU# 4843
04/01/2018 To 06/30/2018

Date	Address	Cause	Action	Prevention	Rec. Waters	Amt. Gals	PS	BOD	TSS	pH	ARD
4/25/2018	5543 Valora St.	There was evidence of sewage discharge around the six inch clean-out. The discharge was caused by a stoppage in the six inch service lateral. The Service Inspector did not witness the active overflow. MH# 039-00001.	Recorded sewage discharge and dispatched wash truck to clear the stoppage. The site was washed with fresh water and deodorized using one gallon of Master Scent. One gallon of Champ disinfectant was used to sanitize the site.	Advised the homeowner and provided a flyer indicating the best practices.	None	25	39	202	104	7.11	
4/25/2018	11066 Ronson Dr.	Pump Station # 325 was down - high wet well - the pump station mechanic found that there was no air pressure due to a bad contact on air pressure switch. Pump mechanic jumped bad contact pressure switch. Station was back in service at 17:00hrs. MH# 325-00001.	Recorded sewage discharge and dispatched wash truck to clean the area. The site was washed with fresh water and deodorized using one gallon of Master Scent. One gallon of Champ disinfectant was used to sanitize the site.	Scheduled maintenance records will document operational status of the pump station and make adjustment when needed. Pump station not yet connected to SCADA for remote monitoring.	Draughan Creek	3,219	325	202	104	7.11	
4/27/2018	8460 Elm Grove Gardens Dr.	There was evidence of sewage discharge around the city's sewer manhole. The discharge was caused by a stoppage in the city's main collection line. The Service Inspector did not witness the active overflow. MH# 044-00218.	Recorded sewage discharge and dispatch wash truck to clear the stoppage. The canal was back flushed with fresh water and deodorized using four gallons of Master Scent. Four gallons of Champ disinfectant was used to sanitize the site.	We will review prior CCTV data for debris/roots/grease in the sewer lines in the area.	Monte Sano Bayou	25	44	132	100	6.95	
4/27/2018	11232 Suncrest Court	There was evidence of sewage discharge around the city's sewer manhole. The discharge was caused by pump station # 195 having problems with a hung up low float. The Service Inspector did not witness the active overflow. MH# 195-00038.	Recorded sewage discharge and dispatched wash truck to clean the area. The site was washed with fresh water and deodorized using two and one half gallons of Beta Magic.	Scheduled maintenance records will document operational status of the pump station and make adjustment when needed.	Shoe Creek	75	195	222	98	6.54	
5/9/2018	6657 Guynell St.	There was evidence of sewage discharge in the canal behind the address above. The discharge was caused by a overflow valve that extends from Pump Station # 432 while contractors were conducting cleaning/washing and televising the collection line. The Service Inspector did not witness the active discharge. MH# 432-00002.	Recorded sewage discharge and dispatched wash truck to clean the area. The site was washed with fresh water and deodorized using two gallons of Master Scent. Two gallons of Champ disinfectant was used to sanitize the site.	We will review the most recent CCTV data for debris/roots/grease in the sewer lines in the area.	Cypress Bayou	75	432	185	110	7.49	
5/14/2018	11828 Plank Rd.	There was a stoppage found in the city's main collection line causing the sewer manhole to overflow. MH# 045-00001.	Recorded sewage discharge and dispatched wash truck to clear the stoppage. The canal was back flushed with fresh water and deodorized using six gallons of master Scent. Eight gallons of Champ disinfectant was used to sanitize the site.	We will periodically wash this section of our collection line. We will request CCTV data for debris/roots/grease in the sewer lines in the area. A work order has been issued to have this section of pipe dye tested.	Cypress Bayou	40	45	162	164	6.91	
5/16/2018	17524 Truth Dr.	There was evidence of sewage discharge around the city's sewer manhole. The discharge was caused by a stoppage in the city's main collection line. The Service Inspector did not witness the active overflow. MH# 205-00015.	Recorded sewage discharge and dispatched wash truck to clear the stoppage. The site was washed with fresh water and deodorized using one gallon of master Scent. One gallon of Champ disinfectant was used to sanitize the site.	We will request CCTV for debris/roots/grease in the sewer lines in the area.	Cypress Bayou	25	205	147	106	6.98	

**CITY OF BATON ROUGE/PARISH OF EAST BATON ROUGE
SANITARY SEWER OVERFLOWS MONITORING REPORT**

**NORTH Sewer District Collection System LPDES LA0036439A# 4843
04/01/2018 To 06/30/2018**

Date	Address	Cause	Action	Prevention	Rec. Waters	Amt. Gals	PS	BOD	TSS	pH	ARD
5/20/2018	1121 Balsam Ave.	There was a stoppage found in the city's main collection line causing the sewer manhole to overflow. MH# 046-00587.	Recorded sewage discharge and dispatched wash truck to clear the stoppage. The site was washed with fresh water and deodorized using one gallon of Master Scent. One gallon of Champ disinfectant was used to sanitize the site.	We will request CCTV for debris/roots/grease in the sewer lines in the area.	None	5	46	81	72	6.84	
5/20/2018	11815 Flamingo Dr.	There was a stoppage found in the city's main collection line causing the sewer manhole to overflow. This is a possible No Service. MH# 116-00055.	Recorded sewage discharge and dispatched wash truck to clear the stoppage. The site was washed with fresh water and deodorized using one gallon of Master Scent. One gallon of Champ disinfectant was used to sanitize the site.	A work order has been issued to have the section of pipe be CCTV.	Engineer Depot Canal	5	116	163	82	6.84	
5/22/2018	17333 Marlin Ave.	There was evidence of sewage discharge in the canal and around the city's sewer manhole. The discharge was caused by a stoppage found in the city's main collection line. The Service Inspector did not witness the active overflow. MH# 167-00020.	Recorded sewage discharge and dispatched wash truck to clear the stoppage. The canal was back flushed with fresh water and deodorized using one gallon of Master Scent. Two gallons of Champ disinfectant was used to sanitize the site. Five gallons of Cheri Pits was also used to deodorize the area.	We will request the sewer line is CCTV for debris/roots/grease.	Shoe Creek	25	167	172	109	7.04	
5/22/2018	11653 Flamingo Dr.	There was evidence of sewage discharge around the city's sewer manhole. The discharge was caused by pump station # 119N was having issues with the low floats being hung up. The Service Inspector did not witness the active overflow. MH# 119N-00001.	Recorded sewage discharge and dispatched wash truck to clean the area. The site was washed with fresh water and deodorized using one gallon of Master Scent. One gallon of Champ disinfectant was used to sanitize the site.	Schedule maintenance records will document operational status of the pump station and make adjustment when needed.	Engineer Depot Canal	75	119N	67	123	6.83	
5/25/2018	Lassen Dr. @ Rainer Ave.	There was evidence of sewer discharge around the city's sewer manhole. The discharge was caused by a surcharging sewerage system. The Service Inspector did not witness the active overflow. MH# 128-00066A.	Recorded sewage discharge and dispatched wash truck to clean the area. The site was sanitized using two gallons of Champ disinfectant.	We will request the sewer line be CCTV for I & I problems.	Engineer Depot Canal	25	128	254	416	6.47	
5/30/2018	6417 Donnybrook Ave.	There was evidence of sewage discharge around the manhole that houses the Air Release Valve. The discharge was caused by a malfunction Air Release Valve. MH# 164-00011.	Recorded sewage discharge and dispatched wash truck to clean the area. The site was washed with fresh water and deodorized using two gallons of Master Scent. Two gallons of Champ disinfectant was used to sanitize the site. Two and one half gallons of Beta Magic was also used to deodorize the area.	The pump station section was contacted to dispatch a crew to repair the faulty Air Release Valve.	Draughan Creek	2,500	164	345	460	7.04	
5/30/2018	23334 Pony Dr.	There was evidence of sewer discharge around the four inch clean-out. The discharge was caused by pump station # 357 having problems with debris being trapped inside the pump. The Service Inspector did not witness the active discharge. MH# 357-00001.	Recorded sewage discharge and dispatched wash truck to clean the area. The site was washed with fresh water and deodorized using five gallons of Cheri-Pits and two and one half gallons of Beta Magic.	Schedule maintenance records will document operational status of the pump station and make adjustment when needed. Pump station not yet connected to SCADA for remote monitoring.	White Bayou Oxidation Pond	357					OXIDATION POND

**CITY OF BATON ROUGE/PARISH OF EAST BATON ROUGE
SANITARY SEWER OVERFLOWS MONITORING REPORT**

NORTH Sewer District Collection System LPDES LA0036439AI# 4843
04/01/2018 To 06/30/2018

Date	Address	Cause	Action	Prevention	Rec. Waters	Amt. Gals	PS	BOD	TSS	pH	ARD
5/31/2018	593 New Rafe Meyer Rd.	There is evidence of sewer discharge around the sewer manhole that houses the Air Release Valve. The discharge was caused by a malfunctioning Air Release Valve. The Service Inspector did not witness the active overflow. MH# 275-00034.	Recorded sewage discharge and dispatched wash truck to clean the area. The site was washed with fresh water and deodorized using two gallons of Master Scent. Two gallons of Champ disinfectant was used to sanitize the site.	The pump station section was contacted to dispatch a crew to repair the faulty Air Release Valve.	Baton Rouge Bayou	25	275	247	514	6.42	
5/31/2018	12148 Catalina Ave.	There was evidence of sewer discharge around the city's sewer manhole. The discharge was caused by a surcharging sewerage system. The Service Inspector did not witness the active overflow. MH# 183-00015.	Recorded sewage discharge and dispatched wash truck to clean the area. The site was washed with fresh water and deodorized using one gallon of Master Scent. One gallon of Champ disinfectant was used to sanitize the site.	We will request the sewer line be CCTV for I & I problems.	Engineer Depot Canal	25	183	247	514	6.42	
6/4/2018	2829 Lt. General Benjamin Davis Ave.	There was a malfunctioning Air Release Valve that caused the sewer overflow. MH# 244-00036.	Recorded sewage discharge and dispatched wash truck to clean the area. The site was washed with fresh water and deodorized using one gallon of Master Scent. One gallon of Champ disinfectant was used to sanitize the site.	The pump station section was contacted to dispatch a crew to repair the faulty Air Release Valve.	Monte Sano Bayou	1,000	244	206	544	6.96	
6/8/2018	Catalina Ave. @ Monticello Blvd.	There was evidence of sewage discharge around the city's sewer manhole. The discharge was caused by a pump station # 183 having issues with a blown fuse on the float control. The Service Inspector did not witness the active discharge. MH# 183-00013.	Recorded sewage discharge and dispatched wash truck to clean the area. The site was washed with fresh water and deodorized using one gallon of Master Scent. One gallon of Champ disinfectant was used to sanitize the site.	Scheduled maintenance records will document operational status of the pump station and make adjustment when needed. Pump Station not yet connected to SCADA for remote monitoring.	Engineer Depot Canal	75	183	295	100	6.6	
6/11/2018	9021 Cedar Court	Pump Station # 453 was down - high wet well - the pump station mechanic finding are unknown. MH# 453-00023;00032;00033.	Recorded sewage discharge and dispatched wash truck to clean the area. The site was washed with fresh water and deodorized using three gallons of Master Scent. Three gallons of Champ disinfectant was used to sanitize the site.	Scheduled maintenance records will document operational status of the pump station and make adjustment when needed. Pump Station not yet connected to SCADA for remote monitoring.	Ward Creek	15	453	120	76	6.63	
6/14/2018	6867 Hooper Rd.	Pump Station # 433 was down - high wet well - the pump station mechanic found a tripped breaker. Pump station mechanic re-set the breaker. Pump station was back in service at 20:00hrs. MH# 433-00001.	Recorded sewage discharge and dispatched wash truck to clean the area. The site was washed with fresh water and deodorized using five gallons of Master Scent. Five gallons of Champ disinfectant was used to sanitize the site.	Scheduled maintenance records will document operational status of the pump station and make adjustment when needed. Pump Station not yet connected to SCADA for remote monitoring.	Cypress Bayou	29,745	433	73	62	6.6	
6/18/2018	3716 Baton Rouge Ave.	Sewerage system surcharging due to rain event. MH# 043-00145.	Monitor manhole to calculate discharge, completed inspection report to document event, and submitted report in MyProjectNow. The area was washed with fresh water and deodorized using one gallon of Master Scent. One gallon of Champ disinfectant was used to sanitize the site.	We will request the sewer line is CCTV for I & I problems.	Knox Canal	300	43	98	101	6.69	
6/19/2018	7035 Airline Hwy	There was evidence of sewage discharge around the city's sewer manhole. The discharge was caused by a surcharging sewerage system. The Service Inspector did not witness the active discharge. MH# 052-00001.	Recorded sewage discharge and dispatched wash truck to clean the area. The site was washed with fresh water and deodorized using four gallons of Master Scent. Four gallons of Champ disinfectant was used to sanitize the site. One gallon of Cheri-Pits was also used to deodorize the area.	We will request the sewer line is CCTV for I & I problems.	Hurricane Creek	25	52	166	74	6.23	

**CITY OF BATON ROUGE/PARISH OF EAST BATON ROUGE
SANITARY SEWER OVERFLOWS MONITORING REPORT**

NORTH Sewer District Collection System LPDES LA0036439AI# 4843
04/01/2018 To 06/30/2018

Date	Address	Cause	Action	Prevention	Rec. Waters	Amt. Gals	PS	BOD	TSS	pH	ARD
6/25/2018	17524 Truth Dr.	There was evidence of sewage discharge around the city's sewer manhole. The discharge was caused by a stoppage in the city's main collection line. The Service Inspector did not witness the active overflow. MH# 205-00024.	Recorded sewage discharge and dispatched wash truck to clear the stoppage. The site was washed with fresh water and deodorized using one gallon of Master Scent. One gallon of Champ disinfectant was used to sanitize the site.	We will request the sewer line is CCTV for debris/roots/grease.	Cypress Bayou	25	205	149	69	6.66	
6/25/2018	4232 East Caribou Court	There was a stoppage found in the city's main collection causing the sewer manhole to overflow. MH# 128-00061A.	Recorded sewage discharge and dispatched wash truck to clear the stoppage. The site was washed with fresh water and deodorized using two gallons of Master Scent. Two gallons of Champ disinfectant was used to sanitize the site.	We will request the sewer line is CCTV for debris/roots/grease.	Engineer Depot Canal	140	128	149	69	6.66	
6/26/2018	14611 Central Woods Ave.	There was evidence of sewage discharge around the six inch clean-out. The discharge was caused by a stoppage in the city's main collection line. The Service Inspector did not witness the active overflow. MH# 271-00006.	Recorded sewage discharge and dispatched wash truck to clear the stoppage. The site was washed with fresh water and deodorized with one gallon of Master Scent. One gallon of Champ disinfectant was used to sanitize the site.	Advised the apartment manager and provided a flyer indicating the best practices.	Beaver Bayou	25	271	282	90	6.69	
6/27/2018	4232 Rainier Ave.	There was evidence of sewage discharge around the city's sewer manhole. The discharge was caused by a stoppage found in the city's main collection line. The Service Inspector did not witness the active overflow. MH# 128-00067A.	Recorded sewage discharge and dispatched wash truck to clear the stoppage. The site was washed with fresh water and deodorized with one gallon of Master Scent. One gallon of Champ disinfectant was used to sanitize the site.	We will request the sewer line is CCTV for debris/roots/grease.	Engineer Depot Canal	25	128	274	84	6.73	

FILE COPY



June 5, 2018

Department of Environmental Quality
Office of Environmental Compliance
Enforcement Division
Post Office Box 4312
Baton Rouge, Louisiana 70821-4312

HAND DELIVER

Attention: Permit Compliance Unit

Re: LPDES Permit No. LA0036439 AI # 4843
Partial Plant Bypass

Dear Sir/Madame:

We had a Partial Plant Bypass at the North Treatment Plant on May 24, 2018 from 0430 hours to 1230 hours for a total duration of 8 hours. During this time, an estimated 2,250,000 gallons were routed to the chlorine contact chamber for disinfection prior to discharge.

This Partial Plant Bypass was due to heavy rainfall, as well as two primary basins and corresponding influent pumps being offline due to construction at the plant. The Sanitary Sewer Overflow Response Plan was followed during the incident.

Should you require additional information concerning this matter, please let me know.

Sincerely yours,

Richard Speer, P.E.
Director of Environmental Services

RS/MFL/pas

xc: Lea Anne Batson, Parish Attorney
Adam Smith, P.E., Chief of Wastewater Operations and Maintenance
Justin Sharper, P.E., Engineering Manager
Michael Lowe, Wastewater Laboratory Supervisor
Calvin Hayes, Wastewater Treatment Plant Supervisor – NTP

Enclosure(s):



FILE COPY

May 29, 2018

Department of Environmental Quality
Office of Environmental Compliance
Enforcement Division
Post Office Box 4312
Baton Rouge, Louisiana 70821-4312

HAND DELIVER

Attention: Permit Compliance Unit

Re: LPDES Permit No. LA0036439 AI # 4843
Partial Plant Bypass

Dear Sir/Madame:

We had a Partial Plant Bypass at the North Treatment Plant on May 23, 2018 from 2010 hours to 2330 hours for a total duration of 3 hours and 20 minutes. During this time, an estimated 2,840,278 gallons were discharged into the Mississippi River without being treated.

This Partial Plant Bypass was due to heavy rainfall along with the gravity influent pump station and corresponding primary basins being offline due to construction activities at the plant. The Sanitary Sewer Overflow Response Plan was followed during the incident.

Should you require additional information concerning this matter, please let me know.

Sincerely yours,

Richard Speer, P.E.
Director of Environmental Services

RS/MFL/pas

xc: Lea Anne Batson, Parish Attorney
Adam Smith, P.E., Chief of Wastewater Operations and Maintenance
Justin Sharper, P.E., Engineering Manager
Michael Lowe, Wastewater Laboratory Supervisor
Calvin Hayes, Wastewater Treatment Plant Supervisor – NTP

Enclosure(s):



FILE COPY

May 24, 2018

Department of Environmental Quality
Office of Environmental Compliance
Enforcement Division
Post Office Box 4312
Baton Rouge, Louisiana 70821-4312

HAND DELIVER

Attention: Permit Compliance Unit

Re: LPDES Permit No. LA0036439 AI # 4843
Partial Plant Bypass

Dear Sir/Madame:

We had a Partial Plant Bypass at the North Treatment Plant which began on May 19, 2018 at 1945 hours and continued to May 20, 2018 at 0020 hours for a total duration of 4 hours and 35 minutes. During this time, an estimated 1,394,097 gallons were discharged into the Mississippi River without being treated.

This Partial Plant Bypass was due to heavy rainfall, as well as two primary basins and corresponding influent pumps being offline due to construction at the plant. The Sanitary Sewer Overflow Response Plan was followed during the incident.

Should you require additional information concerning this matter, please let me know.

Sincerely yours,

Richard Speer, P.E.
Director of Environmental Services

RS/MFL/pas

xc: Lea Anne Batson, Parish Attorney
Adam Smith, P.E., Chief of Wastewater Operations and Maintenance
Justin Sharper, P.E., Engineering Manager
Michael Lowe, Wastewater Laboratory Supervisor
Calvin Hayes, Wastewater Treatment Plant Supervisor – NTP

Enclosure(s):



FILE COPY

May 24, 2018

Department of Environmental Quality
Office of Environmental Compliance
Enforcement Division
Post Office Box 4312
Baton Rouge, Louisiana 70821-4312

HAND DELIVER

Attention: Permit Compliance Unit

Re: LPDES Permit No. LA0036439 AI # 4843
Partial Plant Bypass

Dear Sir/Madame:

We had a Partial Plant Bypass at the North Treatment Plant on May 18, 2018 from 1825 hours to 2358 hours for a total duration of 5 hours and 33 minutes. During this time, an estimated 1,838,438 gallons were discharged into the Mississippi River without being treated.

This Partial Plant Bypass was due to heavy rainfall, as well as two primary basins and corresponding influent pumps being offline due to construction at the plant. The Sanitary Sewer Overflow Response Plan was followed during the incident.

Should you require additional information concerning this matter, please let me know.

Sincerely yours,

Richard Speer, P.E.
Director of Environmental Services

RS/MFL/pas

xc: Lea Anne Batson, Parish Attorney
Adam Smith, P.E., Chief of Wastewater Operations and Maintenance
Justin Sharper, P.E., Engineering Manager
Michael Lowe, Wastewater Laboratory Supervisor
Calvin Hayes, Wastewater Treatment Plant Supervisor – NTP

Enclosure(s):



FILE COPY

April 19, 2018

Department of Environmental Quality
Office of Environmental Compliance
Enforcement Division
Post Office Box 4312
Baton Rouge, Louisiana 70821-4312

Attention: Permit Compliance Unit

Re: LPDES Permit No. LA0036439 AI # 4843
Bypass

Dear Sir/Madame:

We had a Bypass at the North Treatment Plant on April 14, 2018, from 0953 hours to 1001 hours for a total duration of 8 minutes. During this time, an estimated 155,555 gallons of untreated wastewater was discharged to the Mississippi River. This bypass was due to an interruption in the power supply for Entergy which resulted in power failure throughout the plant.

The Sanitary Sewer Overflow Response Plan was followed during this incident.

Should you require additional information concerning this matter, please let me know.

Sincerely yours,

Richard Speer, P.E.
Director of Environmental Services

RS/ML/cdt

xc: Lea Anne Batson, Parish Attorney
Adam M. Smith, P.E., Chief of Wastewater Operations & Maintenance
Justin Sharper, P.E., Engineering Manager
Calvin Hayes, Wastewater Treatment Plant Supervisor-NTP

Enclosure(s):

**CITY OF BATON ROUGE/PARISH OF EAST BATON ROUGE
SANITARY SEWER OVERFLOWS MONITORING REPORT**

SOUTH Sewer District Collection System LPDES LA0038412 A#4841
04/01/2018 To 06/30/2018

Date	Address	Cause	Action	Prevention	Rec. Waters	Amt. Gals	PS	BOD	TSS	pH	ARD
4/1/2018	9880 Bluebonnet Blvd.	There was a stoppage found in the city's main collection line causing the sewer manhole to overflow. MH# 302-05137.	Recorded sewage discharge and dispatched wash truck to clear the stoppage. The site was washed with fresh water and deodorized using two gallons of Master Scent. Two gallons of Champ disinfectant was used to sanitize the site. Two and one half gallons of Beta Magic was also used to deodorize the area.	We will review prior CCTV data for debris/roots/grease in the sewer lines in the area. Will also advise Environmental of possibly grease contributors in the area.	Bayou Fountain	25	302	172	136	6.93	
4/2/2018	5922 Kellywood Oaks Dr.	There was a stoppage found in the city's main collection line causing the sewer manhole to overflow. MH# 111-00210.	Recorded sewage discharge and dispatched wash truck to clear the stoppage. The site was washed with fresh water and deodorized using one gallon of Master Scent. One gallon of Champ disinfectant was used to sanitize the site.	We will review prior CCTV data for debris/roots/grease in the sewer lines in the area.	Clay Cut Bayou	5	111	155	150	6.89	
4/2/2018	15205 Oak View Lane	There was evidence of sewage discharge around the city's sewer manhole. The discharge was caused by a stoppage in the city's main collection line. The Service Inspector did not witness the active overflow. MH# 111-00202.	Recorded sewage discharge and dispatched wash truck to clear the stoppage. The site was washed with fresh water and deodorized using one gallon of Master Scent. One gallon of Champ disinfectant was used to sanitize the site.	We will review prior CCTV data for debris/roots/grease in the sewer lines in the area.	Clay Cut Bayou	25	111	155	150	6.89	
4/2/2018	18380 Petroleum Dr.	There was evidence of sewage discharge around the four and six inch clean-out. The discharge was caused by a stoppage in the six inch service lateral. The Service Inspector did not witness the active discharge. MH# 413-00005.	Recorded sewage discharge and dispatched wash truck to clear the stoppage. The site was washed with fresh water and deodorized using one gallon of Master Scent. One gallon of Champ disinfectant was used to sanitize the site.	Advised the business manager and provided a flyer indicating the best practices.	Ward Creek	25	413	155	150	6.89	
4/3/2018	4933 Claycut Rd.	There was evidence of sewage discharge around the city's sewer manhole. The discharge was caused by a stoppage in the city's main collection line. The Service Inspector did not witness the active overflow. MH# 004-03325.	Recorded sewage discharge and dispatched wash truck to clear the stoppage. The site was washed with fresh water and deodorized using one gallon of Master Scent.	We will review prior CCTV data for debris/roots/grease in the sewer lines in the area.	Ward Creek	25	4	120	140	7.01	
4/3/2018	2929 Laurel Plantation Ave.	There was evidence of sewage discharge around the six inch clean-out. The discharge was caused by a stoppage in the six inch service lateral. The Service Inspector did not witness the active discharge. MH# 311-00037.	Recorded sewage discharge and dispatched wash truck to clear the stoppage. The site was washed with fresh water and deodorized using one gallon of Master Scent.	Advised the homeowner and provided a flyer indicating the best practices.	None	25	311	124	124	7.01	
4/5/2018	835 Highland Knoll Court	Pump Station # 239 was down - high wet well - the pump station mechanic found that pump number one and three had a stoppage inside. Pump mechanic removed the stoppage from the pumps. Pump station was back in service at 12:13hrs. MH# 239-00011;00012.	Recorded sewage discharge and dispatched wash truck to clean the area. The site was washed with fresh water and deodorized using two gallons of Master Scent. Two gallons of Champ disinfectant was used to sanitize the site.	Scheduled maintenance records will document operational status of the pump station and make adjustment when needed. Pump station not yet connected to SCADA for remote monitoring.	Bayou Fountain	1,800	239	153	144	6.96	

**CITY OF BATON ROUGE/PARISH OF EAST BATON ROUGE
SANITARY SEWER OVERFLOWS MONITORING REPORT**

SOUTH Sewer District Collection System LPDES LA0036412 A1#4841
04/01/2018 To 06/30/2018

Date	Address	Cause	Action	Prevention	Rec. Waters	Amt. Gals	PS	BOD	TSS	pH	ARD
4/5/2018	8080 Bluebonnet Blvd.	There was evidence of sewage discharge around the city's sewer manhole. The discharge was caused by a stoppage in the city's main collection line. The Service Inspector did not witness the active overflow. MH# 301-00009.	Recorded sewage discharge and dispatched wash truck to clear the stoppage. The site was washed with fresh water and deodorized using one gallon of Master Scent. One gallon of Champ disinfectant was used to sanitize the site.	We will review prior CCTV data for debris/roots/grease in the sewer lines in the area. Environmental division currently checking possible grease contributors in the area.	Ward Creek	25	301	186	214	7	
4/6/2018	8919 World Ministry Ave.	Pump Station # 300 was down - high wet well - the pump station mechanic found a loose air connector on the air line. Pump mechanic tighten the air connectors to show the correct levels at the station. Pump station was back in service at 21:00hrs. MH# 300-00018D.	Recorded sewage discharge and dispatched wash truck to clean the area. The site was washed with fresh water and deodorized using two gallons of Master Scent. Two gallons of Champ disinfectant was used to sanitize the site.	Scheduled maintenance records will document operational status of the pump station and make adjustment when needed. Pump station not yet connected to SCADA for remote monitoring.	Dawson Creek	59,400	300	166	242	7.36	
4/7/2018	13614 Cypress Ridge Ave.	There was a stoppage found in the city's main collection line causing the sewer manhole to overflow. MH# 219-00060.	Recorded sewage discharge and dispatched wash truck to clear the stoppage. The site was washed with fresh water and deodorized using one gallon of Master Scent. One gallon of Champ disinfectant was used to sanitize the site.	We will review prior CCTV data for debris/roots/grease in the sewer lines in the area.	None	4,500	219	117	222	6.91	2.28
4/7/2018	14333 Old Hammond Hwy	There was a stoppage found in the city's main collection line causing the sewer manhole to overflow. MH# 215-00002A.	Recorded sewage discharge and dispatched wash truck to clear the stoppage. The site was washed with fresh water and deodorized using one gallon of Master Scent. One gallon of Champ disinfectant was used to sanitize the site.	We will review prior CCTV data for debris/roots/grease in the sewer line in the area. Advised Environmental concerning Regency Place Nursing and Rehab Center on best practices.	None	1,200	215	117	222	6.91	2.28
4/8/2018	834 Brimwood Ave.	There was a stoppage found in the city's main collection causing the sewer manhole to overflow. MH# 031-00439.	Recorded sewage discharge and dispatched wash truck to clear the stoppage. The site was washed with fresh water and deodorized using two gallons of Master Scent. Two gallons of Champ disinfectant was used to sanitize the site.	We will review prior CCTV data for debris/roots/grease in the sewer lines in the area. Will also advise Environmental concerning Acadian Place Apartments on best practices.	None	1,200	31	229	200	7.38	
4/9/2018	5395 Jones Creek Rd.	There was evidence of sewage discharge around the six inch clean-out. The discharge was caused by pump station # 308 was having issues with debris hung up around the floats. The Service Inspector did not witness the active overflow. MH# 308-00001.	Recorded sewage discharge and dispatched wash truck to clear the stoppage. The site was washed with fresh water and deodorized using two gallons of Master Scent. Two gallons of Champ disinfectant was used to sanitize the site.	Scheduled maintenance records will document operational status of the pump station and make adjustment when needed.	Jones Creek	75	308	152	140	6.89	
4/10/2018	11232 North Harrells Ferry Rd.	There was evidence of sewage discharge around the city's sewer manhole. The discharge was caused by a stoppage in the city's main collection line. The Service Inspector did not witness the active overflow. MH# 058-08172A.	Recorded sewage discharge and dispatched wash truck to clear the stoppage. The site was washed with fresh water and deodorized using four gallons of Master Scent. Four gallons of Champ disinfectant was used to sanitize the site.	We will review prior CCTV data for debris/roots/grease in the sewer lines in the area.	Jones Creek	25	58	236	352	7.35	
4/10/2018	5399 Mancuso Lane	There was a stoppage found in the six inch service lateral causing the six inch clean-out to overflow. MH# 057-00068B.	Recorded sewage discharge and dispatched wash truck to clear the stoppage. The site was washed with fresh water and deodorized using one gallon of Master Scent. One gallon of Champ disinfectant was used to sanitize the site.	Advised the homeowner and provided a flyer indicating the best practices.	Ward Creek	1	57	236	352	7.35	

**CITY OF BATON ROUGE/PARISH OF EAST BATON ROUGE
SANITARY SEWER OVERFLOWS MONITORING REPORT**

SOUTH Sewer District Collection System LPDES LA0036412 A1#4841
04/01/2018 To 06/30/2018

Date	Address	Cause	Action	Prevention	Rec. Waters	Am.l. Gals	PS	BOD	TSS	pH	ARD
4/10/2018	444 Wooddale Blvd.	There was a stoppage found in the city's main collection line causing the sewer manhole to overflow. MH# 058-02505.	Recorded sewage discharge and dispatched wash truck to clear the stoppage. The site was washed with fresh water and deodorized using two gallons of Master Scent. Two gallons Champ disinfectant was used to sanitize the site.	We will review prior CCTV data for debris/roots/grease in the sewer lines in the area. Will also advise Environmental concerning possible grease contributor Jack In The Box @ 8110 Florida Blvd.	North Branch Ward Creek	5,000	58	236	352	7.36	
4/10/2018	8604 Rush Ave.	There was a stoppage found in the city's main collection line causing the sewer manhole to overflow. MH# 061-05000E.	Recorded sewage discharge and dispatched wash truck to clear the stoppage. The site was washed with fresh water and deodorized using one gallon of Master Scent. One gallon of Champ disinfectant was used to sanitize the site.	We will review prior CCTV data for debris/roots/grease in the sewer lines in the area.	Bayou Fountain	10	61	139	152	7.13	
4/11/2018	9940 Great Smoky Ave.	There was a stoppage found in the city's collection line causing the sewer manhole to overflow. MH# 051-00194.	Recorded sewage discharge and dispatched wash truck to clear the stoppage. The site was washed with fresh water and deodorized using two gallons of Master Scent. Two gallons of Champ disinfectant was used to sanitize the site. Two and one half gallons of Beta Magic was also used to deodorize the area.	We will review prior CCTV data for debris/roots/grease in the sewer lines in the area.	Jones Creek	25	51	393	436	7.01	
4/11/2018	9211 Parkway Dr.	There was a stoppage found in the city's main collection line causing the six inch clean-out to overflow. MH# 324-00004.	Recorded sewage discharge and dispatched wash truck to clear the stoppage. The site was washed with fresh water and deodorized using two gallons of Master Scent. Two gallons Champ disinfectant was used to sanitize the site.	We will review prior CCTV data for debris/roots/grease in the sewer lines in the area.	Bayou Fountain	650	324	383	436	7.01	
4/11/2018	6110 Bluebonnet Blvd.	Pump Station # 299 was down - high wet well - the pump station mechanic found pump number two breaker had tripped and alternator switch was off keeping pump number one off. Pump mechanic reset the breaker on pump number two and turned alternator switch on switch on for pump number one. Station was back in service at 20:20hrs. MH# 299-00010.	Recorded sewage discharge and dispatched wash truck to clean the area. The site was washed with fresh water and deodorized using two gallons of Master Scent. Two gallons of Champ disinfectant was used to sanitize the site. Two and one half gallons of Beta Magic was also used to deodorize the area.	Scheduled maintenance records will document operational status of the pump station and make adjustment when needed.	Ward Creek	17,664	299	152	188	6.48	
4/12/2018	5383 Jones Creek Rd.	Pump Station # 308 was down - high wet well - the pump station mechanic found that the wrong breaker was turned on. Pump station mechanic turned on the right breaker and station was back in service at 14:3 hrs. MH# 172-00103;00102.	Recorded sewage discharge and dispatched wash truck to clean the area. The site was washed with fresh water and deodorized using two gallons of Master Scent. Two gallons Champ disinfectant was used to sanitize the site.	Scheduled maintenance records will document operational status of the pump station and make adjustment when needed. Advised pump station to institute a checklist before leaving a site after maintenance visits.	Jones Creek	4,281	172	147	134	6.86	
4/14/2018	12942 Tollway Ave.	There was evidence of sewage discharge around the city's sewer manhole. The discharge was possibly caused by a surcharging sewerage system. The Service Inspector did not witness the active overflow. MH# 217-00004.	Recorded sewage discharge and dispatched wash truck to clean the area. The site was washed with fresh water and deodorized using one gallon of Master Scent. One gallon of Champ disinfectant was used to sanitize the site.	We will review prior CCTV data for 1 & 1 problems.	Jones Creek	25	217	52	188	6.93	2.04

**CITY OF BATON ROUGE/PARISH OF EAST BATON ROUGE
SANITARY SEWER OVERFLOWS MONITORING REPORT**

SOUTH Sewer District Collection System LPDES LA0036412 A1#4841 04/01/2018 To 06/30/2018											
Date	Address	Cause	Action	Prevention	Rec. Waters	Amt. Gals	PS	BOD	TSS	pH	ARD
4/14/2018	15151 Florida Blvd.	Pump Station # 508 was down - high wet well - the pump station mechanic found that the main breaker had tripped. Pump station mechanic re-set the main breaker, pump station was back in service at 13:00hrs. MH# 508-00001.	Recorded sewage discharge and dispatched wash truck to clean the area. The site was washed with fresh water and deodorized using three gallons of Master Scent. Three gallons of Champ disinfectant was used to sanitize the site.	Scheduled maintenance records will document operational status of the pump station and make adjustment when needed.	Jones Creek	26,494	508	68	318	6.93	2.04
4/14/2018	515 Gardere Lane	Sewerage system surcharging due to weather conditions rain event. MH# 142-00005.	Monitor manhole to calculate discharge, completed inspection report to document event, and submitted report in MyProjectNow. The area was washed with fresh water and deodorized using five gallons of Master Scent. Five gallons of Champ disinfectant was used to sanitize the site.	Monitor collection lines until system returns to normal flow. We will also review prior CCTV data for I & I problems.	Bayou Fountain	1,500	142	52	188	6.93	2.04
4/14/2018	9740 Greenwell Springs Rd.	Pump Station # 018 had a - high wet well - the pump station is being maintained by contractors. Pump station mechanic passed by the station and stated that the station is operating on by-pass pumps, the pumps were pumping but couldn't keep up with the capacity of water that was coming in due to the heavy rain event that occurred on 4-14-18. MH# 018-00001.	Recorded sewage discharge and dispatched wash truck to clean the area. The site was washed with fresh water and deodorized using two gallons of Master Scent. Two gallons of Champ disinfectant was used to sanitize the site. Two and one half gallons of Beta Magic was also used to deodorize the area.	Scheduled maintenance records will document operational status of the pump station and make adjustment when needed. Pump station not yet connected to SCADA for remote monitoring.	Hurricane Creek	25	18	52	188	6.93	2.04
4/14/2018	1838 Peck Dr.	Sewerage system surcharging due to weather conditions rain event. MH# 012-00035.	Monitor manhole to calculate discharge, completed inspection report to document event, and submitted report in MyProjectNow. The area was washed with fresh water and deodorized using one gallon of Master Scent and two and one half gallons Beta Magic.	Monitor collection lines until system returns to normal flow. We will also review prior CCTV data for I & I problems.	Ward Creek	500	12	68	318	6.93	2.04
4/14/2018	1303 Woodcliff Dr.	Sewerage system surcharging due to weather conditions rain event. MH# 031-00139L.	Monitor manhole to calculate discharge, completed inspection report to document event, and submitted report in MyProjectNow. The area was washed with fresh water and deodorized using one gallon of Master Scent. One gallon of Champ disinfectant was used to sanitize the site.	This issue will be addressed by the upgrade of PS 31 on SSO Program project 11-PS-MS-0003, scheduled to be complete by 11/15/18	Lively Bayou	150	31	52	188	6.93	2.04
4/14/2018	928 Trammell Dr.	There was dry evidence of sewage discharge around the city's sewer manhole. The discharge was possibly caused by a surcharging sewerage system. The Service Inspector did not witness the active overflow. MH# 031-00123.	Recorded sewage discharge and dispatched wash truck to clean the area. The site was washed with fresh water and deodorized using one gallon of Master Scent. One gallon of Champ disinfectant was used to sanitize the site.	This issue will be addressed by the upgrade of PS 31 on SSO Program project 11-PS-MS-0003, scheduled to be complete by 11/15/18	None	25	31	52	188	6.93	
4/15/2018	South Acadian Thruway @ Perkins Rd.	Pump Station # 005 was down - high wet well - the pump station mechanic found that the station was not getting air. Pump station mechanic replaced the air compressor fuse, pump station was back in service at 12:00hrs. MH# 005-03918D.	Recorded sewage discharge and dispatched wash truck to clean the area. The site was washed with fresh water and deodorized using one gallon of Master Scent. One gallon of Champ disinfectant was used to sanitize the site.	Scheduled maintenance records will document operational status of the pump station and make adjustment when needed.	Dawson Creek	16,704	5	68	104	6.83	

**CITY OF BATON ROUGE/PARISH OF EAST BATON ROUGE
SANITARY SEWER OVERFLOWS MONITORING REPORT**

SOUTH Sewer District Collection System LPDES LA0036412 A#4841 04/01/2018 To 06/30/2018											
Date	Address	Cause	Action	Prevention	Rec. Waters	Amt. Gals	PS	BOD	TSS	pH	ARD
4/16/2018	11872 Goodwood Blvd.	There was evidence of sewerage discharge around the six inch clean-out. The discharge was caused by a stoppage in the six inch service lateral. The Service Inspector did not witness the active overflow. MH# 031-0423.	Recorded sewage discharge and dispatched wash truck to clear the stoppage. The site was washed with fresh water and deodorized using one gallon of Master Scent. One gallon of Champ disinfectant was used to sanitize the site.	Advised the resident and provided a flyer indicating the best practices.	None	25	31	97	148	6.98	
4/16/2018	6952 Meadow Park Ave.	Pump Station # 108 was down - high wet well - the pump station mechanic found that the pump station had a bad starter. Pump station mechanic replaced the starter at the station. Pump station was back fully operational at 10.31hrs. MH# 108-00022;00019;00018;00050.	Recorded sewage discharge and dispatched wash truck to clean the area. The site was washed with fresh water and deodorized using four gallons of Master Scent. Four gallons of Champ disinfectant was used to sanitize the site.	Scheduled maintenance records will document operational status of the pump station and make adjustment when needed.	Bayou Fountain	23,085	108	112	124	7.04	
4/16/2018	8363 Siegen Lane	There was evidence of sewage discharge around the city sewer manhole. The discharge was caused by pump station # 108 having issues with the starter at the station. The Service Inspector did not witness the active overflow. MH# 108-00001.	Recorded sewage discharge and dispatched wash truck to clean the area. The site was washed with fresh water and deodorized using two gallons of Master Scent. Two gallons of Champ disinfectant was used to sanitize the site.	Scheduled maintenance records will document operational status of the pump station and make adjustment when needed.	Bayou Fountain	75	108	112	124	7.04	
4/16/2018	4452 Jeffery Dr.	There was evidence of sewage discharge around the city's sewer manhole. The discharge was caused by a stoppage in the city's main collection line. The Service Inspector did not witness the active overflow. MH# 058-04048.	Recorded sewage discharge and dispatched wash truck to clear the stoppage. The site was washed with fresh water and deodorized using two gallons of Master Scent. Two gallons of Champ disinfectant was used to sanitize the site.	We will review prior CCTV data for debris/roots/grease in the sewer lines in the area.	Clay Cut Bayou	25	58	97	148	6.98	
4/17/2018	9880 Bluebonnet Blvd.	There was a stoppage found in the city's main collection line causing the sewer manhole to overflow. MH# 302-05145.	Recorded sewage discharge and dispatched wash truck to clear the stoppage. The site was washed with fresh water and deodorized using two gallons of Master Scent. Two gallons of Champ disinfectant was used to sanitize the site.	We will review prior CCTV data for debris/roots/grease in the sewer lines in the area. Environmental division currently checking possible grease contributors in the area.	Bayou Fountain	6	302	99	133	6.54	
4/17/2018	13013 Deerpath Way	There was evidence of sewage discharge around the six inch clean-out. The discharge was caused by a stoppage in the six inch service lateral. The Service Inspector did not witness the active overflow. MH# 077-00002.	Recorded sewage discharge and dispatched wash truck to clear the stoppage. The site was washed with fresh water and deodorized using one gallon of Master Scent. One gallon of Champ disinfectant was used to sanitize the site.	Advised the resident and provided a flyer indicating the best practices.	None	25	77	99	133	6.54	
4/18/2018	10050 Great Smoky Ave.	There was evidence of sewage discharge around the six inch clean-out. The discharge was caused by pump station #016 having a stoppage inside of both there pumps. The Service Inspector did not witness the active overflow. MH# 016-00001.	Recorded sewage discharge and dispatched wash truck to clean the area. The site was washed with fresh water and deodorized using one gallon of Master Scent. One gallon of Champ disinfectant was used to sanitize the site. Two and one half gallons of Beta Magic was also used to deodorize the area.	Scheduled maintenance records will document operational status of the pump station and make adjustment when needed. Pump station not yet connected to SCADA for remote monitoring.	None	75	16	96	130	6.96	

**CITY OF BATON ROUGE/PARISH OF EAST BATON ROUGE
SANITARY SEWER OVERFLOWS MONITORING REPORT**

Date	Address	Cause	Action	Prevention	Rec. Waters	Amt. Gals	PS	BOD	TSS	pH	ARD
SOUTH Sewer District Collection System LPDES LA0036412 A1#4841 04/01/2018 To 06/30/2018											
4/18/2018	17543 Beachwood Ave.	Pump Station # 396 was down - high wet well - the pump station mechanic found pump number one running but not pumping an the alternator not operating. Pump station mechanic replaced the faulty alternator. Pump station was fully operational at 17:30hrs. MH# 396-00001.	Recorded sewage discharge and dispatched wash truck to clean the area. The site was washed with fresh water and deodorized using two gallons of Master Scent. Two gallons Champ disinfectant was used to sanitize the site.	Scheduled maintenance records will document operational status of the pump station and make adjustment when needed.	Jones Creek	3,900	396	118	152	7.01	
4/18/2018	8919 World Ministry Ave.	There was evidence of sewage discharge around the four inch clean-out. The discharge was caused by pump station # 300 having issues with the air lines. The Service Inspector did not witness the active overflow. MH# 300-00001.	Recorded sewage discharge and dispatched wash truck to clean the area. The site was washed with fresh water and deodorized using two gallons of Master Scent. Two gallons Champ disinfectant was used to sanitize the site.	Scheduled maintenance records will document operational status of the pump station and make adjustment when needed. Pump station not yet connected to SCADA for remote monitoring.	None	75	300	96	130	6.96	
4/18/2018	6933 North Fieldgate Court	There was evidence of sewage discharge around the city's sewer manhole. The discharge was caused by pump station # 37 having issues with tripped overloads. The Service Inspector did not witness the active overflow. MH# 037-00001.	Recorded sewage discharge and dispatched wash truck to clean the area. The site was washed with fresh water and deodorized using one gallon of Master Scent. One gallon of Champ disinfectant was used to sanitize the site.	Scheduled maintenance records will document operational status of the pump station and make adjustment when needed.	None	75	37	96	130	6.96	
4/18/2018	932 Holystone Dr.	Pump Station # 245 was down - high wet well - the pump station mechanic found the overloads had tripped. Pump station mechanic re-set the overloads, pump station was back in service 22:00hrs. MH# 245-00001.	Recorded sewage discharge and dispatched wash truck to clean the area. The site was washed with fresh water and deodorized using two gallons of Master Scent. Two gallons Champ disinfectant was used to sanitize the site.	Scheduled maintenance records will document operational status of the pump station and make adjustment when needed.	None	3,173	245	96	130	6.96	
4/19/2018	12232 North Harrells Ferry Rd.	There was a stoppage found in the city's main collection line causing the sewer manholes to overflow. MH# 058-08172:08171.	Recorded sewage discharge and dispatched wash truck to clear the stoppage. The site was washed with fresh water and deodorized using one gallon of Master Scent. One gallon of Champ disinfectant was used to sanitize the site.	We will periodically review this section of our collection line. We will review prior CCTV data for debris/roots/grease in the sewer lines in the area. We will also notify Environmental of possible grease contributors in the area.	Jones Creek	30	58	125	142	7.05	
4/20/2018	8242 Walden Rd.	Pump Station # 57 was down - high wet well - the pump station mechanic found that the PLC was locked up. Pump station mechanic re-set the PLC, pump station was back in service at 21:24hrs. MH# 057-00082.	Recorded sewage discharge and dispatched wash truck to clean the area. The site was washed with fresh water and deodorized using two gallons of Master Scent. Two gallons Champ disinfectant was used to sanitize the site.	Scheduled maintenance records will document operational status of the pump station and make adjustment when needed. Pump station not yet connected to SCADA for remote monitoring.	Dawson Creek	56,925	57	166	208	7.08	
4/21/2018	17402 General Forest Ave.	There was evidence of sewage discharge in canal. The discharge was caused by pump station # 339 having problems with a loose wire on air compressor. The Service Inspector did not witness the active overflow. MH# 339-00013.	Recorded sewage discharge and dispatched wash truck to clean the area. The canal was back flushed with fresh water and deodorized using three gallons of Master Scent. Three gallons of Champ disinfectant. Was used to sanitize the canal.	Scheduled maintenance records will document operational status of the pump station and make adjustment when needed.	Clay Cut Bayou	75	339	156	172	6.78	

**CITY OF BATON ROUGE/PARISH OF EAST BATON ROUGE
SANITARY SEWER OVERFLOWS MONITORING REPORT**

SOUTH Sewer District Collection System LPDES LA0036412 A1#4841 04/01/2018 To 06/30/2018											
Date	Address	Cause	Action	Prevention	Rec. Waters	Amt. Gals	PS	BOD	TSS	pH	ARD
4/21/2018	7966 Airline Hwy	There was a stoppage found in the city's main collection line causing the sewer manhole to overflow. MH# 051-00444B.	Recorded sewage discharge and dispatched wash truck to clear the stoppage. The site was washed with fresh water and deodorized using one gallon of Master Scent. One gallon of Champ disinfectant was used to sanitize the site.	We will review prior CCTV data for debris/roots/grease in the sewer lines in the area.	Jones Creek	40	51	166	208	7.08	
4/21/2018	14604 Colonel Allen Court	Pump Station # 162 was down - high wet well - the pump station mechanic found that pump number two wasn't pumping. Pump mechanic swapped out pumps, station was back in service at 19:30hrs. MH# 162-00023.	Recorded sewage discharge and dispatched wash truck to clean the area. The site was washed with fresh water and deodorized using one gallon of Master Scent. One gallon of Champ disinfectant was used to sanitize the site.	Scheduled maintenance records will document operational status of the pump station and make adjustment when needed.	None	3,720	162	156	172	6.78	
4/21/2018	9558 Great Smoky Ave.	There was a stoppage found in the city's main collection causing the sewer manhole to overflow. MH# 051-00194.	Recorded sewage discharge and dispatched wash truck to clear the stoppage. The site was washed with fresh water and deodorized using one gallon of Master Scent. One gallon of Champ disinfectant was used to sanitize the site. Two and one half gallons of Beta Magi was also used to deodorize the area.	We will review prior CCTV data for debris/roots/grease in the sewer lines in the area.	Engineer Depot Canal	360	51	166	208	7.08	
4/22/2018	5805 Jones Creek Rd.	The pump station mechanic found that there was a leaking Air Release Valve. Pump mechanic closed the valve and the Pump station was back in service at 13:04hrs. MH# 777-00001.	Recorded sewage discharge and dispatched wash truck to clean the area. The site was washed with fresh water and deodorized using ten gallons of Master Scent. Ten gallons of Champ disinfectant was used to sanitize the site. Ten gallons of Beta Magic was also used to deodorize the area.	Scheduled maintenance records will document operational status of the pump station and make adjustment when needed.	None	1,080	777	132	144	6.73	
4/22/2018	16800 Lakeway Dr.	Pump Station # 343 was down - high wet well - the pump station mechanic found that the by-pass pump was running but not pumping. Pump mechanic pulled hose from wet well and removed a blockage. Pump station was back in service at 21:30hrs. MH# 343-00042.	Recorded sewage discharge and dispatched wash truck to clean the area. The site was washed with fresh water and deodorized using two gallons of Master Scent. Two gallons Champ disinfectant was used to sanitize the site. Five gallons of Beta Magic was also used to deodorize the area.	Scheduled maintenance records will document operational status of the pump station and make adjustment when needed.	Bayou Manchac	41,850	343	132	144	6.73	
4/23/2018	9940 Great Smoky Ave.	There was a stoppage found in the city's main collection causing the sewer manhole to overflow. MH# 051-00192.	Recorded sewage discharge and dispatched wash truck to clear the stoppage. The site was washed with fresh water and deodorized using one gallon of Master Scent. One gallon of Champ disinfectant was used to sanitize the site.	We will review prior CCTV data for debris/roots/grease in the sewer lines in the area.	Engineer Depot Canal	5,500	51	134	232	6.95	
4/23/2018	2424 Drusilla Lane	There was a stoppage found in the city's main collection causing the sewer manhole to overflow. MH# 058-01582.	Recorded sewage discharge and dispatched wash truck to clear the stoppage. The site was washed with fresh water and deodorized using one gallon of Master Scent. One gallon of Champ disinfectant was used to sanitize the site.	We will review prior CCTV data for debris/roots/grease in the sewer lines in the area.	Ward Creek	5	58	134	232	6.95	
4/24/2018	2056 Sorrel Ave.	There was evidence of sewerage discharge around a hole by the storm drain. The discharge was caused by broken force main. MH# 228-08326.	Recorded sewage discharge and dispatched wash truck to clean the area. The site was washed with fresh water and deodorized using five gallons of Beta Magic.	A work order was made to have the repair made. Contractors completed the repair on 4-25-2018 at 15:00hrs.	Capitol Lake	50	228	97	148	6.98	

**CITY OF BATON ROUGE/PARISH OF EAST BATON ROUGE
SANITARY SEWER OVERFLOWS MONITORING REPORT**

SOUTH Sewer District Collection System LPDES LA0036412 A#4841 04/01/2018 To 06/30/2018											
Date	Address	Cause	Action	Prevention	Rec. Waters	Amt. Gals	PS	BOD	TSS	pH	ARD
4/25/2018	6933 Fieldgate Court	Pump Station # 37 was down - high wet well - the pump station mechanic found pump had a stoppage inside and a tripped breaker. Pump station mechanic removed the stoppage and re-set the breaker. Pump station was back in service at 12:16hrs. MH# 037-00002.	Recorded sewage discharge and dispatched wash truck to clean the area. The site was washed with fresh water and deodorized using two and one half gallons of Beta Magic.	Scheduled maintenance records will document operational status of the pump station and make adjustment when needed.	Bayou Duplantier	3,600	37	166	256	7.04	
4/25/2018	17018 N. Lakeway Ave.	There was evidence of sewage discharge around the city's sewer manhole. The discharge was caused by pump station # 343 having issues with by-pass pump lose its prime. The Service Inspectors did not witness the active overflow. MH# 343-00042.	Recorded sewage discharge and dispatched wash truck to clean the area. The site was washed with fresh water and deodorized using two gallons of Master Scent. Two gallons Champ disinfectant was used to sanitize the site.	Scheduled maintenance records will document operational status of the pump station and make adjustment when needed.	Bayou Manchac	75	343	85	160	6.77	
4/25/2018	532 Ponderosa Dr.	There was evidence of sewage discharge in canal located behind the listed address. The discharge was possibly caused by when pump station # 21 went down. The Service Inspector did not witness the active overflow. MH# 175-00039.	Recorded sewage discharge and dispatched wash truck to clean the area. The site was washed with fresh water and deodorized using two gallons of Master Scent. Two gallons Champ disinfectant was used to sanitize the site.	We will review prior CCTV data for debris/roots/ grease in the sewer lines in the area.	Lively Bayou	25	175	85	160	6.77	
4/25/2018	12825 Wallis St.	Pump Station # 21 was down - high wet well this station is being maintained by contractors but station was back in service at 10:00hrs. MH# 021-00001.	Recorded sewage discharge and dispatched wash truck to clean the area. The site was washed with fresh water and deodorized using two gallons of Master Scent. Two gallons Champ disinfectant was used to sanitize the site.	PS 21 will be upgraded under SSO Program project 11-PS-MS-0003, scheduled to be complete by 11/15/18	Lively Bayou	37,800	21	166	256	7.04	
4/26/2018	14534 Brenton Blvd.	Pump Station # 104 was down - high wet well - the pump station mechanic found that the control power breaker had tripped. Pump mechanic re-set the control power breaker, pump station was back in service at 8:36hrs. MH# 104-00043.	Recorded sewage discharge and dispatched wash truck to clean the area. The site was washed with fresh water and deodorized using one gallon of Master Scent. One gallon of Champ disinfectant was used to sanitize the site.	Scheduled maintenance records will document operational status of the pump station and make adjustment when needed. Pump station not yet connected to SCADA for remote monitoring.	Honey Cut Bayou	37,150	104	176	220	6.34	
4/26/2018	1111 Pelican Lakes Parkway	Pump Station # 446 was down - high wet well - the pump station mechanic found the PLC hung up. Pump station mechanic did a power down re-set, pump station was back in service at 9:32hrs. MH# 446-00006.	Recorded sewage discharge and dispatched wash truck to clean the area. The site was washed with fresh water and deodorized using one gallon of Master Scent. One gallon of Champ disinfectant was used to sanitize the site.	Scheduled maintenance records will document operational status of the pump station and make adjustment when needed.	Bayou Fountain	7,668	446	176	220	6.34	
4/26/2018	17931 Creek Hollow Rd.	There was evidence of sewage discharge around the city's sewer manhole. The discharge was caused by pump station # 339 having issues with pressure switch. The Service Inspector did not witness the active overflow. MH# 339-00001.	Recorded sewage discharge and dispatched wash truck to clean the area. The canal was back flushed using fresh water and deodorized using eight gallons of Master Scent. Eight gallons of Champ disinfectant was used to sanitize the site.	Scheduled maintenance records will document operational status of the pump station and make adjustment when needed.	Cypress Bayou	75	339	175	220	6.34	

**CITY OF BATON ROUGE/PARISH OF EAST BATON ROUGE
SANITARY SEWER OVERFLOWS MONITORING REPORT**

SOUTH Sewer District Collection System LPDES LA0036412 A1#4841 04/01/2018 To 06/30/2018											
Date	Address	Cause	Action	Prevention	Rec. Waters	Amt. Gals	PS	BOD	TSS	pH	ARD
4/26/2018	2220 Elissalde St.	There was evidence of sewage discharge around the city's sewer manhole. The discharge was caused by a malfunctioning Air Release Valve. The Service Inspector did not witness the active overflow. MH# 008-04760.	Recorded sewage discharge and dispatched wash truck to clean the area. The site was washed with fresh water and deodorized using one gallon of Master Scent. One gallon of Champ disinfectant was used to sanitize the site. Two and one half gallons of Beta Magic was also used to deodorize the area.	The pump station was contacted to dispatch a crew to repair the faulty Air Release Valve.	None	25	8	188	384	6.49	
4/27/2018	13608 Chalmette Ave.	There was stoppage found in the city's main collection line causing the sewer manhole to overflow. MH# 185-00018A.	Recorded sewage discharge and dispatched wash truck to clear the stoppage. The site was washed with fresh water and deodorized using two gallons of Master Scent. Two gallons of Champ disinfectant was used to sanitize the site.	We will review prior CCTV data for debris/roots/grease in the sewer lines in the area.	Ward Creek	5	185	142	164	6.94	
4/27/2018	720 Terrace Ave.	There was evidence of sewage discharge around the city's sewer manhole. The discharge was caused by a stoppage in the city's main collection line. The Service Inspector did not witness the active overflow. MH# 001-00633.	Recorded sewage discharge and dispatched wash truck to clear the stoppage. The site was washed with fresh water and deodorized using one gallon of Master Scent. One gallon of Champ disinfectant was used to sanitize the site.	We will review prior CCTV data for debris/roots/grease in the sewer lines in the area.	None	25	1	128	128	7.09	
4/30/2018	13013 Deerpath Way	There was evidence of sewage discharge around the six inch clean-out. The discharge was caused by a stoppage in the six inch service lateral. The Service Inspector did not witness the active overflow. MH# 077-00002.	Recorded sewage discharge and dispatched wash truck to clear the stoppage. The site was washed with fresh water and deodorized using one gallon of Master Scent. One gallon of Champ disinfectant was used to sanitize the site.	Advised the resident and provided a flyer indicating the best practices.	None	25	77	128	128	7.09	
5/1/2018	13545 Lilian Dr.	There was a stoppage found in the city's main collection line causing the sewer manhole and six inch clean-out to overflow. MH# 259-00023.	Recorded sewage discharge and dispatched wash truck to clear the stoppage. The site was washed with fresh water and deodorized using two gallons of Master Scent. Two gallons of Champ disinfectant was used to sanitize the site. Two and one half gallons of Beta Magic was also used to deodorize the area.	We will request the sewer line is CCTV for debris/roots/grease.	Ward Creek	1,100	259	174	164	6.87	

**CITY OF BATON ROUGE/PARISH OF EAST BATON ROUGE
SANITARY SEWER OVERFLOWS MONITORING REPORT**

Date	Address	Cause	Action	Prevention	Rec. Waters	Amt. Gals	PS	BOD	TSS	pH	ARD
SOUTH Sewer District Collection System LPDES LA0038412 A#4841 04/01/2018 To 06/30/2018											
5/2/2018	5812 Ruby Court	There was a stoppage found in the city's main collection causing the sewer manhole to overflow. MH# 049-00070.	Recorded sewage discharge and dispatched wash truck to clear the stoppage. The site was washed with fresh water and deodorized using one gallon of Master Scent. One gallon of Champ disinfectant was used to sanitize the site.	We will request the sewer line is CCTV for debris/roots/grease.	Melrose Canal	5,000	49	142	194	7.11	
5/3/2018	5399 Mancuso Lane	There was a stoppage found in the six inch service lateral causing the six inch clean-out to overflow. MH# 058-00514B.	Recorded sewage discharge and dispatched wash truck to clear the stoppage. The site was washed with fresh water and deodorized using one gallon of Master Scent. One gallon of Champ disinfectant was used to sanitize the site. Two and one half gallons of Beta Magic was also used to deodorize the area.	Advised the homeowner and provided a flyer indicating the best practices.	None	48	58	149	170	7.2	
5/4/2018	1867 S. Woodhaven St.	There was evidence of sewage discharge in the canal that runs in to Harelson Lateral. The discharge was possibly caused by a surcharging sewerage system. The Service Inspector did not witness the active overflow. MH# 058-00779.	Recorded sewage discharge and dispatched wash truck to clean the area. The canal was back flushed with fresh water and deodorized using eight gallon of Master Scent. Eight gallons of Champ was used to sanitize the site.	We will request the sewer line is CCTV for I and I problems.	Harelson Lateral	25	58	168	344	7.38	
5/4/2018	11311 Cedar Park Ave.	There was a stoppage found in the city's main collection line causing the sewer manhole to overflow. MH# 252-00060.	Recorded sewage discharge and dispatched wash truck to clear the stoppage. The site was washed with fresh water and deodorized using one gallon of Master Scent. One gallon of Champ disinfectant was used to sanitize the site. Two and one half gallons of Beta Magic was also used to deodorize the area.	We will request the sewer line is CCTV for debris/roots/grease. Will also advise Environmental of possible grease contributor located @ 6555 Siegen Lane. Update; Grease located and issued a non-compliance violation.	None	1,200	252	140	174	7.42	
5/4/2018	2131 Mariner Dr.	There was a stoppage found in the city's main collection causing the sewer manhole to overflow. MH# 294-00046.	Recorded sewage discharge and dispatched wash truck to clear the stoppage. The site was washed with fresh water and deodorized using two gallons of Master Scent. Two gallons of Champ disinfectant was used to sanitize the site.	We will request the sewer line is CCTV for debris/roots/grease.	None	5	294	168	344	7.38	
5/6/2018	13556 Jefferson Hwy	There was a stoppage found in the city's main collection line causing the sewer manhole to overflow. MH# 201-00003.	Recorded sewage discharge and dispatched wash truck to clear the stoppage. The site was washed with fresh water and deodorized using two gallons of Master Scent. Two gallons of Champ disinfectant was used to sanitize the site.	Environmental is currently investigating grease contributors in the area.	Clay Cut Bayou	3,600	201	153	159	6.89	
5/7/2018	6933 N. Fieldgate Court	Pump Station # 37 was down - high wet well - pump station mechanic found that the overloads had tripped. Pump station mechanic re-set the overloads, pump station was back in service at 9:46hrs. MH# 037-00002.	Recorded sewage discharge and dispatched wash truck to clear the area. The site was washed with fresh water and deodorized using one gallon of Master Scent and two and one half gallons of Beta Magic.	Schedule maintenance records will document operational status of the pump station and make adjustment when needed.	Bayou Duplantier	1,458	37	167	194	6.84	
5/7/2018	8551 Rush Ave.	There was evidence of sewage discharge around the city's main collection line. The Service Inspector did not witness the active overflow. MH# 061-05036.	Recorded sewage discharge and dispatched wash truck to clear the stoppage. The site was washed with fresh water and deodorized using one gallon of Master Scent. One gallon of Champ disinfectant was used to sanitize the site.	We will request the sewer line is CCTV for debris/roots/grease.	Bayou Fountain	25	61	180	153	6.82	

**CITY OF BATON ROUGE/PARISH OF EAST BATON ROUGE
SANITARY SEWER OVERFLOWS MONITORING REPORT**

Date	Address	Cause	Action	Prevention	Rec. Waters	Amt. Gals	PS	BOD	TSS	pH	ARD
<p align="center">SOUTH Sewer District Collection System LPDES LA0036412 A#4841 04/01/2018 To 06/30/2018</p>											
5/7/2018	9926 Great Smoky Ave.	There was evidence of sewage discharge around the city's sewer manhole. The discharge was caused by a surcharging sewerage system. The Service Inspector did not witness the active overflow. MH# 051-00194.	Recorded sewage discharge and dispatched wash truck to clean the area. The site was washed with fresh water and deodorized using three gallons of Master Scent. Three gallons of Champ disinfectant was used to sanitize the site. Two and one half gallons of Beta Magic was also used to deodorize the area.	A work order has been issued for a smoke test to be performed on this section of pipe. Update: Smoke test reveal collection line leak, contract W/O was issued on 5/14/2018. Update: Repair will be completed under work order #5 of the supplemental contract.	Engineer Depot Canal	25	51	167	194	6.84	
5/9/2018	6933 N. Fieldgate Court	There was evidence of sewage discharge around the city's sewer manhole. The discharge was caused by pump station #37 having issues with a tripped overloads. The Service Inspector did not witness the active overflow. MH# 037-00002.	Recorded sewage discharge and dispatched wash truck to clean the area. The site was washed with fresh water and deodorized using one gallon of Master Scent and two and one half gallons of Beta Magic.	Schedule maintenance records will document operational status of the pump station and make adjustment when needed.	Bayou Duplantier	75	37	131	150	6.95	
5/10/2018	9666 Greenwell Springs Rd.	There was evidence of sewage discharge around the four inch clean-out. The discharge was caused by pump station # 281 having problems with a stoppage inside the pumps. The Service Inspector did not witness the active overflow. MH# 281-00001.	Recorded sewage discharge and dispatched wash truck to clean the area. The site was washed with fresh water and deodorized using one gallon of Master Scent. One gallon of Champ disinfectant was used to sanitize the site.	Schedule maintenance records will document operational status of the pump station and make adjustment when needed.	None	75	281	200	176	7.04	

**CITY OF BATON ROUGE/PARISH OF EAST BATON ROUGE
SANITARY SEWER OVERFLOWS MONITORING REPORT**

SOUTH Sewer District Collection System LPDES LA0036412 A/R#4841 04/01/2018 To 06/30/2018											
Date	Address	Cause	Action	Prevention	Rec. Waters	Amt. Gals	PS	BOD	TSS	pH	ARD
5/11/2018	9815 Blakemore Ave.	There was a stoppage found in the six inch service lateral causing the six inch clean-out to overflow. MH# 114-00009.	Recorded sewage discharge and dispatched wash truck to clear the stoppage. The site was washed with fresh water and deodorized using one gallon of Master Scent.	Advised the homeowner and provided a flyer indicating the best practices.	None	1	114	152	178	6.66	
5/14/2018	17542 Five Oaks Dr.	There was evidence of sewage discharge around the city's sewer manhole. The discharge was caused by pump station 378 was having issues with water being in the air lines at the station. The Service Inspector did not witness the active overflow. MH# 378-00001.	Recorded sewage discharge and dispatched wash truck to clean the area. The site was washed with fresh water and deodorized using one gallon of Master Scent. One gallon of Champ disinfectant was used to sanitize the site. Two and one half gallons of Bela Magic was also used to deodorize the area.	Schedule maintenance records will document operational status of the pump station and make adjustment when needed.	None	75	378	193	177	6.82	
5/17/2018	12212 Lake Letia Circle	There was a stoppage found in the six inch service lateral causing the six inch clean-out to overflow. MH# 136-00051.	Recorded sewage discharge and dispatched wash truck to clear the stoppage. The site was washed with fresh water and deodorized using one gallon of Master Scent. One gallon of Champ disinfectant was used to sanitize the site. Two and one half gallons of Bela Magic was also used to deodorize the area.	Advised the homeowner and provided a flyer indicating the best practices.	Jones Creek	1	136	171	148	6.89	
5/18/2018	11830 Darryl Dr.	There was evidence of sewage discharge around the four inch clean-out. Pump station section was contacted. Pump station mechanic stated that pump station # 89 was operating normally. The Service Inspector did not witness the active overflow. MH# 089-00005.	Recorded sewage discharge and dispatched wash truck to clean the area. The site was washed with fresh water and deodorized using one gallon of Master Scent. One gallon of Champ disinfectant was used to sanitize the site.	Schedule maintenance records will document operational status of the pump station and make adjustment when needed. Pump station not yet connected to SCADA for remote monitoring.	None	75	89	190	620	7.05	
5/18/2018	6110 Bluebonnet Blvd.	Pump Station # 299 was down - high wet well - the pump station mechanic found pump number one running but not pumping. Pump mechanic pulled the pumps and removed a stoppage from the pump. Station was back in service at 02:00hrs. MH# 299-00010.	Recorded sewage discharge and dispatched wash truck to clean the area. The site was washed with fresh water and deodorized using four gallons of Master Scent. Four gallons of Champ disinfectant was used to sanitize the site.	Scheduled maintenance records will document operational status of the pump station and make adjustment when needed.	Ward Creek	28,800	299	190	620	7.05	
5/19/2018	1525 Duchess Dr.	Pump Station # 21 was down - high wet well - the pump station is operating on a by-pass pump. Pump station mechanic found the pump running but not pumping. Pump mechanic bleed air on the suction line. Pump station was back in service at 18:30hrs. MH# 021-00023.	Recorded sewage discharge and dispatched wash truck to clean the area. The site was washed with fresh water and sanitized using one gallon Champ disinfectant.	Schedule maintenance records will document operational status of the pump station and make adjustment when needed. Pump station not yet connected to SCADA for remote monitoring.	Lively Bayou	31,500	21	111	140	6.77	
5/19/2018	1259 Harco Dr.	Pump Station # 21 was down - high wet well - the pump station is operating on a by-pass pump. Pump station mechanic found the pump running but not pumping. Pump mechanic bleed air on the suction line. Pump station was back in service at 18:30hrs. MH# 021-00023.	Recorded sewage discharge and dispatched wash truck to clean the area. The site was washed with fresh water and deodorized using one gallon of Master Scent. One gallon of Champ disinfectant was used to sanitize the site. Two and one half gallons of Bela Magic was also used to deodorize the area.	Schedule maintenance records will document operational status of the pump station and make adjustment when needed. Pump station not yet connected to SCADA for remote monitoring.	Lively Bayou	2,700	21	111	140	6.77	

**CITY OF BATON ROUGE/PARISH OF EAST BATON ROUGE
SANITARY SEWER OVERFLOWS MONITORING REPORT**

SOUTH Sewer District Collection System LPDES LA0036412 A1#4841 04/01/2018 To 06/30/2018											
Date	Address	Cause	Action	Prevention	Rec. Waters	Amt. Gals	PS	BOD	TSS	pH	ARD
5/20/2018	814 Grand Lakes Dr.	There was evidence of sewage discharge around the city's sewer manhole. The discharge was caused by issues dealing with pump station # 409. The Service Inspector did not witness the active overflow. MH# 409-00011.	Recorded sewage discharge and dispatched wash truck to clean the area. The site was washed with fresh and deodorize using one gallon of Master Scent. One gallon of Champ disinfectant was used to sanitize the site.	Schedule maintenance records will document operational status of the pump station and make adjustment when needed. Pump station not yet connected to SCADA for remote monitoring.	Bayou Fountain	75	409	134	124	6.81	
5/20/2018	11808 Villa Ave.	There was evidence of sewage discharge around the city's sewer manhole. The discharge was caused by issues dealing with pump station # 409. The Service Inspector did not witness the active overflow. MH# 409-00011D.	Recorded sewage discharge and dispatched wash truck to clean the area. The site was washed with fresh and deodorize using one gallon of Master Scent.	Schedule maintenance records will document operational status of the pump station and make adjustment when needed. Pump station not yet connected to SCADA for remote monitoring.	Bayou Fountain	75	409	152	176	6.95	
5/21/2018	6933 N. Fieldgate Court	Pump Station # 037 was down - high wet well - the pump station mechanic found a blockage in the pump. Pump station mechanic pulled the pump and removed the blockage. Station was back in service at 10:00hrs. MH# 037-00002.	Recorded sewage discharge and dispatched wash truck to clean the area. The site was washed with fresh water and deodorized using one gallon of Master Scent and two and one half gallons of Beta Magic.	Scheduled maintenance records will document operational status of the pump station and make adjustment when needed.	Bayou Duplantier	900	37	155	158	6.82	0.85

**CITY OF BATON ROUGE/PARISH OF EAST BATON ROUGE
SANITARY SEWER OVERFLOWS MONITORING REPORT**

SOUTH Sewer District Collection System LPDES LA0036412 A/#4841 04/01/2018 To 06/30/2018											
Date	Address	Cause	Action	Prevention	Rec. Waters	Amt. Gals	PS	BOD	TSS	PH	ARD
5/21/2018	12552 Shay Ave.	There was a stoppage found in the city's main collection line causing the sewer manhole to overflow. MH# 021-00019.	Recorded sewage discharge and dispatched wash truck to clear the stoppage. The site was washed with fresh water and deodorized using one gallon of Cheri Pits. Two gallons of Champ disinfectant was used to sanitize the site. Two and one half gallons of Beta Magic was also used to deodorize the area.	We will request the sewer line is CCTV for debris/roots/grease. Will also advise Environmental of possible grease contributors in the area.	Lively Bayou	2,100	21	155	158	6.82	0.85
5/24/2018	Warfield St. @ Duchess Dr.	There was evidence of sewage discharge around the city's sewer manhole. The discharge was caused by a stoppage in the city's main collection line. The Service Inspector did not witness the active overflow. The stoppage crew could not clear the stoppage, contractor CES were called to wash and televise this section of the sewer line. MH# 021-00023.	Recorded sewage discharge and dispatched wash truck to clear the stoppage. The site was washed with fresh water and deodorized using two gallons of Master Scent.	A work order has been issued for contractors CES to wash and televise this section of the sewer line. Update contractor Allen & LeBlanc completed repair on the city's main collection on 5-26-2018.	Lively Bayou	25	21	146	206	6.72	0.75
5/25/2018	Greenwell Springs Rd @ Montterrey Blvd.	Pump Station # 18 was down - high wet well -. The finding from pump station mechanic are unknown. MH# 018-00015C.	Recorded sewage discharge and dispatched wash truck to clean the area. The site was washed with fresh water and deodorized using one gallon of Master Scent. One gallon of Champ disinfectant was used to sanitize the site.	Schedule maintenance records will document operational status of the pump station and make adjustment when needed. Pump station not yet connected to SCADA for remote monitoring.	Jones Creek	4,300	18	178	196	6.93	
5/28/2018	2925 Dena Lynn Ave.	There was a stoppage found in the city's main collection line causing the sewer manhole to overflow. MH# 156-00037.	Recorded sewage discharge and dispatched wash truck to clear the stoppage. The site was washed with fresh water and deodorized using two gallons of Master Scent. Two gallons of Champ disinfectant was used to sanitize the site.	We will request the sewer line is CCTV for debris/roots/grease.	None	5	156	135	124	6.92	
5/27/2018	6110 Bluebonnet Blvd.	Pump Station # 299 was down - high wet well -the pump station mechanic found that the overloads at the station had tripped. Pump station mechanic re-set the overloads, pump station was back in service at 01:13hrs. MH# 299-00001.	Recorded sewage discharge and dispatched wash truck to clean the area. The site was washed with three gallons of Master Scent. Three gallons of Champ disinfectant was used to sanitize the site. Two and one half gallons of Beta Magic was also used to deodorize the area.	Scheduled maintenance records will document operational status of the pump station and make adjustment when needed.	Ward Creek	23,040	299	100	138	7	
5/28/2018	1250 Neosho Ave.	There was a stoppage found in the city's main collection line causing the sewer manhole to overflow. MH# 228-08338.	Recorded sewage discharge and dispatched wash truck clear the stoppage. The site was washed with fresh water and deodorized using three gallons of Master Scent. Three gallons of Champ disinfectant was used t sanitize the site. Two and one half gallons of Beta Magic was also used to deodorize the area.	We will request the sewer line is CCTV for debris/roots/grease.	Capitol Lake	25	228	113	125	6.95	
2/29/2018	1853 Carl Ave.	There was evidence of sewage discharge around the storm drain box. The discharge was caused by a stoppage in the city's main collection. The Service Inspector did not witness the active overflow. MH# 005-03959.	Recorded sewage discharge and dispatched wash truck to clear the stoppage. The site was washed with fresh water and deodorized using one gallon of Master Scent. One gallon of Champ disinfectant was used to sanitize the site.	We will request the sewer line is CCTV for debris/roots/grease.	Dawson Creek	25	5	152	209	7.07	

**CITY OF BATON ROUGE/PARISH OF EAST BATON ROUGE
SANITARY SEWER OVERFLOWS MONITORING REPORT**

SOUTH Sewer District Collection System LPDES LA0036412 A1#4841
04/01/2018 To 06/30/2018

Date	Address	Cause	Action	Prevention	Rec. Waters	Amt. Gals	PS	BOD	TSS	pH	ARD
5/29/2018	233 Shady Oaks Court	Pump Station # 333 was down - high wet well - the pump station mechanic found a leg out at the station. Pump station mechanic contacted Entergy. Pump station was back in service at 19:20hrs. MH# 333-00002.	Recorded sewage discharge and dispatched wash truck to clean the area. The site was washed with fresh water and deodorized using one gallon of Master Scent. One gallon of Champ disinfectant was used to sanitize the site.	Scheduled maintenance records will document operational status of the pump station and make adjustment when needed.	None	978	333	143	228	7.04	
5/29/2018	7979 Florida Blvd.	There was a stoppage found in the city's main collection line causing the sewer manhole and the six inch clean-out to overflow. MH# 058-02506.	Recorded sewage discharge and dispatched wash truck to clear the stoppage. The site was washed with fresh water and deodorized using two gallons of Master Scent. Two gallons of Champ disinfectant was used to sanitize the site.	We will request the sewer line is CCTV for debris/roots/grease.	North Branch Ward Creek	25	58	152	209	7.07	
5/30/2018	3688 Warren Dr.	There was evidence of sewage discharge around the city's sewer manhole. The discharge was caused by a surcharging sewerage system. The Service Inspector did not witness the active overflow. MH# 018-00013.	Recorded sewage discharge and dispatched wash truck to clean the area. The site was washed with fresh water and deodorized using one gallon of Master Scent. One gallon of Champ disinfectant was used to sanitize the site.	We will request the sewer line is CCTV for I and I problems.	Hurricane Creek	25	18	153	161	6.94	
6/2/2018	2055 Oak Grove Dr.	There was evidence of sewage discharge around the six inch clean-out. The discharge was caused by a stoppage in the six inch service lateral. The Service Inspector did not witness the active overflow. MH# 100-00017.	Recorded sewage discharge and dispatched wash truck to clear the stoppage. The site was washed with fresh water and deodorized using one gallon of Master Scent.	Advised the resident and provided a flyer indicating the best practices.	Lively Bayou	25	100	141	140	7.01	
6/3/2018	155 Marilyn Dr.	There was a stoppage found in the city's main collection line causing the sewer manhole to overflow. MH# 013-05009.	Recorded sewage discharge and dispatched wash truck to clear the stoppage. The site was washed with fresh water and deodorized using two gallons of Master Scent. Two gallons of Champ disinfectant was used to sanitize the site.	We will request the sewer line is CCTV for debris/roots/grease. We will also advise Environmental of possible grease contributors in the area.	Jones Creek	2,400	13	136	132	7.28	
6/4/2018	15783 Natabany Ave.	Pump Station # 315 was down - high wet well - the pump station mechanic found pump number one breaker tripped. Pump station mechanic turned pump number one off and pump station is pumping on pump number two. Pump station was back in service at 10:40hrs. MH# 315-00010.	Recorded sewage discharge and dispatched wash truck to clean the area. The site was washed with fresh water and deodorized using one gallon of Master Scent. One gallon of Champ disinfectant was used to sanitize the site.	Scheduled maintenance records will document operational status of the pump station and make adjustment when needed. Pump Station not yet connected to SCADA for remote monitoring.	Honey Cut Bayou	1,677	315	138	126	6.59	
6/4/2018	9940 Great Smoky Ave.	There was evidence of sewage discharge around the city's sewer manhole. The discharge was caused by a stoppage in the city's main collection line. The Service Inspector did not witness the active overflow. MH# 051-00193.	Recorded sewage discharge and dispatched wash truck to clear the stoppage. The site was washed with fresh water and deodorized using two gallons of Master Scent. Two gallons of Champ disinfectant was used to sanitize the site.	We will request for a smoke test to be performed on this line segment. Update: Smoke test revealed a collection line leak, will be placed on contract for repair.	Engineer Depot Canal	25	51	188	206	6.89	
6/4/2018	16044 Tiger Bend Rd.	There was sewage discharging from a broken twelve inch force main pipe. MH# 507.	Recorded sewage discharge and dispatched wash truck to clean the area. The site was washed with fresh water and deodorized using nine gallons of Master Scent. Nine gallons of Champ disinfectant was used to sanitize the site. Five gallons of Beta Magic was also used to deodorize the area.	The twelve inch force main was repaired with seven feet of twelve inch C900 PVC pipe. The repair was completed on 6-5-18 at 01:30hrs.	Jacks Bayou	75,000	57	138	126	6.59	

**CITY OF BATON ROUGE/PARISH OF EAST BATON ROUGE
SANITARY SEWER OVERFLOWS MONITORING REPORT**

SOUTH Sewer District Collection System LPDES LA0036412 A1#4841
04/01/2018 To 06/30/2018

Date	Address	Cause	Action	Prevention	Rec. Waters	Amt. Gals	PS	BOD	TSS	pH	ARD
6/5/2018	8541 Rush Ave.	There was a stoppage found in the city's main collection line causing the sewer manhole to overflow. MH# 061-05066.	Recorded sewage discharge and dispatched wash truck to clear the stoppage. The site was washed with fresh water and deodorized using one gallon of Master Scent. One gallon of Champ disinfectant was used to sanitize the site.	We will request the sewer line is CCTV for debris/roots/grease.	Bayou Fountain	25	61	156	136	6.53	1.47
6/5/2018	3488 Brentwood Dr.	The discharge was caused by pump station # 335 having issues with one of there pumps. The Service Inspector did not witness the active discharge. MH# 335-00002.	Recorded sewage discharge and dispatched wash truck to clean the area. The canal was back flushed using fresh water and deodorized using four gallons of Master Scent. Five gallons of Champ disinfectant was used to sanitize the site. Ten gallons of Cherri-Pills, seven and one half gallons of Beta Magic was also used to deodorize the area.	Scheduled maintenance records will document operational status of the pump station and make adjustment when needed.	Ward Creek	75	335	156	136	6.53	1.47
6/6/2018	5161 River Meadow Dr.	Pump Station # 373 was down - high wet well - the pump station mechanic found the pump station had a bad pressure switch. Pump station mechanic replaced the pressure switch and station was back in service at 13:30hrs. MH# 373-00001;00021;00028.	Recorded sewage discharge and dispatched wash truck to clean the area. The site was washed with fresh water and deodorized using three gallons of Master Scent. Three gallons of Champ disinfectant was used to sanitize the site.	Scheduled maintenance records will document operational status of the pump station and make adjustment when needed.	Bayou Fountain	4,320	373	120	108	6.74	
6/7/2018	13669 Goodwood Dr.	There was evidence of sewage discharge around the six inch clean-out. The discharge was caused by a stoppage in the tail line. The Service Inspector did not witness the active overflow. MH# 031-00439CO	Recorded sewage discharge and dispatched wash truck to clear the stoppage. The site was washed with fresh water and deodorized using one gallon of Master Scent. One gallon of Champ disinfectant was used to sanitize the site.	We will request the stoppage crew is more careful when washing the sewer lines.	Knox Canal	25	31	218	222	6.82	
6/7/2018	12074 Newcastle Ave.	There was a stoppage found in the city's main collection line causing the sewer manholes to overflow. MH# 143-00004;00007.	Recorded sewage discharge and dispatched wash truck to clear the stoppage. The site was washed with fresh water and deodorized using two gallons of Master Scent and two and one half gallons of Beta Magic.	We will request the sewer lines is CCTV for debris/roots/grease.	Weiner Creek	6,000	143	163	114	6.67	
6/7/2018	1583 Sierra Vista Dr.	There was evidence of sewage discharge around the manhole that houses the Air Release Valve. The discharge was caused by a malfunctioning Air Release Valve. The Service Inspector did not witness the active overflow. MH# 051-00003.	Recorded sewage discharge and dispatched wash truck to clean the area. The site was washed with fresh water and deodorized using one gallon of Master Scent. One gallon of Champ disinfectant was used to sanitize the site.	The pump station section was contacted to dispatch a crew to repair the faulty Air Release Valve.	Jones Creek	25	51	218	222	6.82	
6/7/2018	8919 World Ministry Ave.	Pump Station # 300 was down - high wet well - the pump station mechanic found that the pump station was having air problems. Pump station mechanic fixed the air problem. Pump station was back in service at 21:30hrs. MH# 300-00018D.	Recorded sewage discharge and dispatched wash truck to clean the area. The site was with fresh water and deodorized using two gallons of Master Scent. Two gallons of Champ disinfectant was used to sanitize the site. Two and one half gallons of Beta Magic was also used to deodorize the area.	Scheduled maintenance records will document operational status of the pump station and make adjustment when needed.	Dawson Creek	74,250	300	218	222	6.82	
6/8/2018	3468 Seracedar Dr.	There was a stoppage found in the city's main collection causing the sewer manhole to overflow. MH# 058-05557.	Recorded sewage discharge and dispatched wash truck to clear the stoppage. The site was washed with fresh water and deodorized using two gallons of Master Scent. Two gallons of Champ disinfectant was used to sanitize the site.	We will request the sewer lines is CCTV for debris/roots/grease.	Weiner Creek	72	58	180	256	6.75	

**CITY OF BATON ROUGE/PARISH OF EAST BATON ROUGE
SANITARY SEWER OVERFLOWS MONITORING REPORT**

Date	Address	Cause	Action	Prevention	Rec. Waters	Amt. Gals	PS	BOD	TSS	pH	ARD
SOUTH Sewer District Collection System LPDES LA0036412 AII#4841 04/01/2018 To 06/30/2018											
6/10/2018	5911 Willow Glen Dr.	Pump Station # 395 was down - high wet well - the pump station mechanic found that the high float was hung up on grease and debris. Pump station mechanic removed the grease, debris and re-set the high float. Pump station was back operational at 01:00hrs. MI-# 395-00011.	Recorded sewage discharge and dispatched wash truck to clean the area. The site was washed with fresh water and deodorized using one gallon of Master Scent and two and one half gallons of Beta Magic.	Scheduled maintenance records will document operational status of the pump station and make adjustment when needed.	Dawson Creek	3,429	395	174	210	6.64	
6/11/2018	1628 Olive St.	There was evidence of sewage discharge around the city's sewer manhole. The discharge was caused by a stoppage in the city's main collection line. The Service Inspector did not witness the active overflow. MI-# 059-06515.	Recorded sewage discharge and dispatched wash truck to clear the stoppage. The site was washed with fresh water and deodorized using two gallons of Master Scent. Two gallons of Champ disinfectant was used to sanitize the site.	We will request the sewer lines is CCTV for debris/roots/grease.	Corporation Canal	25	59	146	188	6.82	
6/12/2018	13013 Deerpath Way	There was evidence of sewage discharge around the six inch clean-out. The discharge was caused by a stoppage in the six inch service lateral. The Service Inspector did not witness the active overflow. MI-# 077-00002.	Recorded sewage discharge and dispatched wash truck to clean the area. The site was washed with fresh water and deodorized using one gallon of Master Scent. One gallon of Champ disinfectant was used to sanitize the site.	Advised the homeowner and provided a flyer indicating the best practices.	Jones Creek	25	77	130	240	6.82	1.9
6/12/2018	7923 Walden Rd.	Pump Station # 178 was down - high wet well - the pump station mechanic found the pump station had a tripped overloads. Pump station mechanic re-set the overload. Pump station was back operational at 18:25hrs. MI-# 178-00003.	Recorded sewage discharge and dispatched wash truck to clean the area. The site was washed with fresh water and deodorized using two gallons of Master Scent. Two gallons of Champ disinfectant was used to sanitize the site. Two and one half gallons of Beta Magic was also used to deodorize the area.	Scheduled maintenance records will document operational status of the pump station and make adjustment when needed. Pump Station not yet connected to SCADA for remote monitoring.	Dawson Creek	360	178	130	240	6.82	1.9
6/12/2018	13636 Tonya Dr.	There was dry evidence of sewage discharge around the city's sewer manhole. The discharge was possibly caused by a surcharging sewerage system. The Service Inspector did not witness the active discharge. MI-# 155-00010.	Recorded sewage discharge and dispatched wash truck to clean the area. The site was washed with fresh water and deodorized using one gallon of Master Scent. One gallon of Champ disinfectant was used to sanitize the site.	We will request the sewer line is CCTV for I & I problems.	Knox Canal	25	156	133	284	6.77	1.9
6/12/2018	1411 Glasgow Ave.	Sewerage system surcharging due to weather conditions rain event. MI-# 005-04138.	Monitor manhole to calculate discharge. completed inspection report to document event, and submitted report in MyProjectNow. The area was washed with fresh water and deodorized using one gallon of Master Scent. One gallon of Champ disinfectant was used to sanitize the site.	We will request the sewer line is CCTV for I & I problems.	Dawson Creek	9,000	5	130	240	6.82	1.9
6/13/2018	4822 Drusilla Lane @ South Maiden Dr.	Please see notification letter dated June 18, 2018, sent to LDEQ Office of Environmental Compliance concerning this SSO.	Please see notification letter dated June 18, 2018, sent to LDEQ Office of Environmental Compliance concerning this SSO.	Please see notification letter dated June 18, 2018, sent to LDEQ Office of Environmental Compliance concerning this SSO.	North Branch Ward Creek	2,484,000	58	130	240	6.82	1.9
6/13/2018	8163 Harry Dr.	There was dry evidence of sewage discharge around the city's sewer manhole. The discharge was caused by pump station # 058 being down. The Service inspection did not witness the active discharge. MI-# 058-00698.	Recorded sewage discharge and dispatched wash truck to clean the area. The site was washed with fresh water and deodorized using one gallon of Master Scent. One gallon of Champ disinfectant was used to sanitize the site.	Scheduled maintenance records will document operational status of the pump station and make adjustment when needed. Pump Station not yet connected to SCADA for remote monitoring.	North Branch Ward Creek	75	58	130	240	6.82	

**CITY OF BATON ROUGE/PARISH OF EAST BATON ROUGE
SANITARY SEWER OVERFLOWS MONITORING REPORT**

SOUTH Sewer District Collection System LPDES LA0036412 A1#4841 04/01/2018 To 06/30/2018											
Date	Address	Cause	Action	Prevention	Rec. Waters	Amt. Gals	PS	BOD	TSS	pH	ARD
6/13/2018	8540 Norfolk Dr.	There was evidence of sewage discharge around the city's sewer manhole. The discharge was caused by Pump station # 58 being down. The Service Inspector did not witness the active overflow. MH# 058-00225.	Recorded sewage discharge and dispatched wash truck to clean the area. The site was washed with fresh water and deodorized using three gallons of Master Scent. Three gallons of Champ disinfectant was used to sanitize the site.	Scheduled maintenance records will document operational status of the pump station and make adjustment when needed. Pump Station not yet connected to SCADA for remote monitoring.	Ward Creek	75	58	130	240	6.82	
6/13/2018	8674 Quarters Lake Rd.	There was evidence of sewage discharge around the city's sewer manhole. The discharge was caused by Pump station # 58 being down. The Service Inspector did not witness the active overflow.	Recorded sewage discharge and dispatched wash truck to clean the area. The site was washed with fresh water and deodorized using three gallons of Master Scent. Three gallons of Champ disinfectant was used to sanitize the site.	Scheduled maintenance records will document operational status of the pump station and make adjustment when needed. Pump Station not yet connected to SCADA for remote monitoring.	Ward Creek	75	58	90	182	6.64	
6/13/2018	3550 Government St.	There was a stoppage found in the city's main collection line causing the sewer manhole to overflow. MH# 003-022038.	Recorded sewage discharge and dispatched wash truck to clear the stoppage. The site was washed with fresh water and deodorized using one gallon of Master Scent. One gallon of Champ disinfectant was used to sanitize the site.	We will request the sewer lines is CCTV for debris/roots/grease.	Dawson Creek	25	3	90	182	6.64	
6/13/2018	4022 S. Ramsey Dr.	There was dry evidence of sewage discharge around the six inch clean-out. The discharge was possibly caused by a surcharging sewerage system. The Service Inspector did not witness the active overflow. MH# 003-01758.	Recorded sewage discharge and dispatched wash truck to clean the area. The site was washed with fresh water and deodorized using one gallon of Master Scent. One gallon of Champ disinfectant was used to sanitize the site.	We will request the sewer line is CCTV for I & I problems.	Dawson Creek	25	3	90	182	6.64	
6/13/2018	1663 Rosemont Dr.	There was dry evidence of sewage discharge around the sewer manhole. The discharge was possibly caused by a surcharging sewerage system. The Service Inspector did not witness the active overflow. MH# 004-03247.	Recorded sewage discharge and dispatched wash truck to clean the area. The site was washed with fresh water and deodorized using one gallon of Master Scent. One gallon of Champ disinfectant was used to sanitize the site.	We will request the sewer line is CCTV for I & I problems.	Ward Creek	25	4	90	182	6.64	
6/13/2018	8675 Forest Hill Dr.	There was dry evidence of sewage discharge around the city's sewer manhole. The discharge was caused by pump station # 058 being down. The Service Inspector did not witness the active discharge. MH# 058-00703.	Recorded sewage discharge and dispatched wash truck to clean the area. The site was washed with fresh water and deodorized using four gallons of Master Scent. Two gallons of Champ disinfectant was used to sanitize the site. Seven and one half gallons of Beta Magic and five gallons of Cherrit-Pits was also used to deodorize the area.	Scheduled maintenance records will document operational status of the pump station and make adjustment when needed. Pump Station not yet connected to SCADA for remote monitoring.	Clay Cut Bayou	75	58	90	182	6.64	
6/14/2018	1711 Mast Dr.	There was a stoppage found in the city's main collection line causing the sewer manhole to overflow. MH# 061-00360H	Recorded sewage discharge and dispatched wash truck to clear the stoppage. The site was washed with fresh water and deodorized using one gallon of Master Scent. One gallon of Champ disinfectant was used to sanitize the site.	We will request the sewer lines is CCTV for debris/roots/grease.	Jones Creek	40	61	113	144	6.82	
6/14/2018	18380 Petroleum Dr.	There was evidence of sewage discharge around the six inch clean-out. The discharge was caused by a stoppage in the six inch service lateral. The Service Inspector did not witness the active overflow. MH# 413-00001.	Recorded sewage discharge and dispatched wash truck to clear the stoppage. The site was washed with fresh water and deodorized using one gallon of Master Scent. One gallon of Champ disinfectant was used to sanitize the site. Two and one half gallons of Beta Magic was also used to deodorize the area.	Advised the business manager and provided a flyer indicating the best practices.	Ward Creek	25	413	113	144	6.82	

**CITY OF BATON ROUGE/PARISH OF EAST BATON ROUGE
SANITARY SEWER OVERFLOWS MONITORING REPORT**

SOUTH Sewer District Collection System LPDES LA0036412 AI#4841 04/01/2018 To 06/30/2018											
Date	Address	Cause	Action	Prevention	Rec. Waters	Amt. Gals	PS	BOD	TSS	pH	ARD
6/14/2018	5155 Myrtle Trail Dr.	There was a stoppage found in the city's main collection line causing the sewer manhole to overflow. MH# 464-00002.	Recorded sewage discharge and dispatched wash truck to clear the stoppage. The site was washed with fresh water and deodorized using one gallon of Master Scent. One gallon of Champ disinfectant was used to sanitize the site. Two and one half gallons of Beta Magic was also used to deodorize the area.	We will request the sewer lines is CCTV for debris/roots/grease.	Elbow Bayou	5	464	120	208	6.68	
6/15/2018	14001 Kimbleton Ave.	There was evidence of sewage discharge around the city's sewer manhole that houses the Air Release Valve. The discharge was caused by a malfunctioning Air Release Valve. The Service Inspector did not witness the active overflow. MH# 170-03.	Recorded sewage discharge and dispatched wash truck to clean the area. The site was washed with fresh water and deodorized using one gallon of Master Scent. One gallon of Champ disinfectant was used to sanitize the site.	The pump station section was contacted to dispatch a crew to repair the faulty Air Release Valve.	Jacks Bayou	25	170	104	205	6.65	
6/16/2018	932 Holystone Dr.	Pump Station # 245 was down - high wet well - the pump station mechanic found the floats hung up in the station. Pump station mechanic re-set the float. Pump station was back in service at 17:15hrs. MH# 245-00016.	Recorded sewage discharge and dispatched wash truck to clean the area. The site was washed with fresh water and deodorized using one gallon of Master Scent. One gallon of Champ disinfectant was used to sanitize the site.	Scheduled maintenance records will document operational status of the pump station and make adjustment when needed. Pump Station not yet connected to SCADA for remote monitoring.	Bayou Duplantier	2,214	245	166	134	6.7	
6/16/2018	9262 Florida Blvd.	There was a stoppage found in the city's main collection line causing the sewer manhole to overflow. MH# 013-00052F.	Recorded sewage discharge and dispatched wash truck to clean the area. The site was washed with fresh water and deodorized using one gallon of Master Scent. One gallon of Champ disinfectant was used to sanitize the site.	We will request the sewer lines is CCTV for debris/roots/grease.	Jones Creek	1,200	13	166	134	6.7	
6/18/2018	815 Harvey Dr.	There was evidence of sewage discharge around the six inch clean-out. The discharge was caused by a stoppage in the six inch service lateral. The Service Inspector did not witness the active overflow. MH# 50-00600.	Recorded sewage discharge and dispatched wash truck to clear the stoppage. The site was washed with fresh water and deodorized using one gallon of Master Scent. One gallon of Champ disinfectant was used to sanitize the site.	Advised the homeowner and provided a flyer indicating the best practices.	Jones Creek	25	50	143	168	6.86	
6/18/2018	7500 Hennessy Blvd.	There was a stoppage found in the city's main collection line causing the sewer manhole to overflow. MH# 058-00317.	Recorded sewage discharge and dispatched wash truck to clear the stoppage. The site was washed with fresh water and deodorized using four gallons of Master Scent. Four gallons of Champ disinfectant was used to sanitize the site.	We will request the sewer lines is CCTV for debris/roots/grease.	Ward Creek	50	58	143	168	6.86	
6/18/2018	6110 Bluebonnet Blvd.	There was evidence of sewage discharge around the six inch clean-out. The discharge was caused by pump station # 299 having issues with stoppage found inside one of the pumps. The Service inspectors did not witness the active overflow. MH# 299-00010.	Recorded sewage discharge and dispatched wash truck to clean the area. The site was washed with fresh water and deodorized using four gallons of Master Scent. Four gallons of Champ disinfectant was used to sanitize the site.	Scheduled maintenance records will document operational status of the pump station and make adjustment when needed.	Ward Creek	75	299	143	168	6.86	

**CITY OF BATON ROUGE/PARISH OF EAST BATON ROUGE
SANITARY SEWER OVERFLOWS MONITORING REPORT**

Date	Address	Cause	Action	Prevention	Rec. Waters	Amt. Gals	PS	BOD	TSS	pH	ARD
SOUTH Sewer District Collection System LPDES LA0036412 A#4841 04/01/2018 To 06/30/2018											
6/18/2018	5156 Myrtle Trail Dr.	There was evidence of sewage discharge around the city's sewer manhole. The discharge was caused by a stoppage found in the city's main collection line. The Service Inspector did not witness the active overflow. MH# 484-00002.	Recorded sewage discharge and dispatched wash truck to clear the stoppage. The site was washed with fresh water and deodorized using one gallon of Master Scent. One gallon of Champ disinfectant was used to sanitize the site.	We will request the sewer lines is CCTV for debris/roots/grease.	Elbow Bayou	25	464	143	168	6.86	
6/19/2018	7500 Hennessy Blvd.	There was a stoppage found in the city's main collection line causing the sewer manhole to overflow. MH# 058-00317.	Recorded sewage discharge and dispatched wash truck to clear the stoppage. The site was washed with fresh water and deodorized using four gallons of Master Scent. Four gallons of Champ disinfectant was used to sanitize the site.	We will request the sewer lines is CCTV for debris/roots/grease.	Ward Creek	50	58	128	190	6.86	
6/19/2018	2541 Bayou Bengal Court	There was evidence of sewage discharge coming from the ground. The discharge was caused by a broken six inch service lateral. The Service Inspector did not witness the active discharge. MH# 489-00041.	Recorded sewage discharge and dispatched wash truck to clean the area. The site was washed with fresh water and deodorized using one gallon of Master Scent. One gallon of Champ disinfectant was used to sanitize the site.	A work order was created to have the six inch service lateral repaired.	Bayou Manchac	25	499	128	190	6.86	
6/20/2018	1138 North Foster Dr.	There was evidence of sewage discharge around the six inch clean-out. The discharge was caused by a stoppage in the city's main collection line. The Service Inspector did not witness the active overflow. MH# 058-00999.	Recorded sewage discharge and dispatched wash truck to clear the stoppage. The site was washed with fresh water and deodorized using two gallons of Master Scent. Two gallons of Champ disinfectant was used to sanitize the site.	We will request the sewer lines is CCTV for debris/roots/grease.	Ward Creek	25	58	102	146	6.59	
6/21/2018	4633 Underwood Ave.	There was evidence of sewage discharge around the six inch clean-out. The discharge was caused by a stoppage in the six inch service lateral. The Service Inspector did not witness the active overflow. MH# 049-00031.	Recorded sewage discharge and dispatched wash truck to clear the stoppage. The site was washed with fresh water and deodorized using four gallons of Master Scent. Four gallons of Champ disinfectant was used to sanitize the site.	Advised the homeowner and provided a flyer indicating the best practices.	Ward Creek	25	49	112	117	6.62	
6/21/2018	Burbank Dr.	Pump Station # 387 was down - high wet - the pump station mechanic found that the low float was hung up. Pump station mechanic re-set the low float. The pump station was back in service at 13:34hrs. MH# 387-00002A.	Recorded sewage discharge and dispatched wash truck to clean the area. The site was washed with fresh water and deodorized using one gallon of Master Scent. One gallon of Champ disinfectant was used to sanitize the site.	Scheduled maintenance records will document operational status of the pump station and make adjustment when needed.	Bayou Fountain	1,110	387	112	117	6.62	
6/21/2018	5399 Mancuso Lane	There was evidence of sewage discharge around the six inch clean-out. The discharge was caused by a stoppage in the six inch service lateral. The Service Inspector did not witness the active overflow. MH# 057-00068B.	Recorded sewage discharge and dispatched wash truck to clear the stoppage. The site was washed with fresh water and deodorized using one gallon of Master Scent. One gallon of Champ disinfectant was used to sanitize the site.	Advised the homeowner and provided a flyer indicating the best practices.	Ward Creek	25	57	112	117	6.62	
6/22/2018	1138 North Foster Dr.	There was evidence of sewage discharge around the six inch clean-out. The discharge was caused by a stoppage in the city's main collection line. The Service Inspector did not witness the active overflow. MH# 058-00997.	Recorded sewage discharge and dispatched wash truck to clear the stoppage. The site was washed with fresh water and deodorized using three gallons of Master Scent. Three gallons of Champ disinfectant was used to sanitize the site.	We will request the sewer line is CCTV for debris/roots/grease.	Ward Creek	25	58	100	112	6.9	

**CITY OF BATON ROUGE/PARISH OF EAST BATON ROUGE
SANITARY SEWER OVERFLOWS MONITORING REPORT**

SOUTH Sewer District Collection System LPDES LA0038412 AII#4841
04/01/2018 To 06/30/2018

Date	Address	Cause	Action	Prevention	Rec. Waters	Amt. Gals	PS	BOD	TSS	pH	ARD
6/23/2018	13722 Rampart Court	There was a stoppage found in the city's main collection line causing the sewer manhole to overflow. MH# 185-00072.	Recorded sewage discharge and dispatched wash truck to clear the stoppage. The site was washed with fresh water and deodorized using one gallon of Master Scent. One gallon of Champ disinfectant was used to sanitize the site.	We will request the sewer line is CCTV for debris/roots/grease.	Ward Creek	5	185	119	116	6.79	
6/24/2018	5017 Amberalynn Dr.	There was evidence of sewage discharge around the city's sewer manhole. The discharge was caused by pump station # 464 operating on a by-pass pump that had a stoppage inside the pump. The Service Inspector did not witness the active overflow. MH# 464-00018.	Recorded sewage discharge and dispatched wash truck to clean the area. The site was washed with fresh water and deodorized using two gallons of Master Scent. Two gallons of Champ disinfectant was used to sanitize the site.	Scheduled maintenance records will document operational status of the pump station and make adjustment when needed.	Bayou Fountain	75	464	142	130	6.82	
6/24/2018	1306 Bob Petit Blvd.	There was a stoppage found in the city's main collection line causing the sewer manhole to overflow. MH# 107-00012.	Recorded sewage discharge and dispatched wash truck to clear the stoppage. The site was washed with fresh water and deodorized using one gallon of Master Scent. One gallon of Champ disinfectant was used to sanitize the site.	We will request the sewer line is CCTV for debris/roots/grease.	Bayou Fountain	50	107	122	144	6.83	

**CITY OF BATON ROUGE/PARISH OF EAST BATON ROUGE
SANITARY SEWER OVERFLOWS MONITORING REPORT**

SOUTH Sewer District Collection System LPDES LA0036412 A/4841 04/01/2018 To 06/30/2018											
Date	Address	Cause	Action	Prevention	Rec. Waters	Amt. Gals	PS	BOD	TSS	pH	ARD
6/24/2018	4444 Tigerland Ave.	There was a stoppage found in the city's main collection line causing the sewer manhole to overflow. MH# 107-00015.	Recorded sewage discharge and dispatched wash truck to clear the stoppage. The site was washed with fresh water and deodorized using one gallon of Master Scent. One gallon of Champ disinfectant was used to sanitize the site.	We will request the sewer line is CCTV for debris/roots/grease.	Bayou Fountain	2	107	122	144	6.83	
6/25/2018	4633 Underwood Ave.	There was evidence of sewage discharge around the six inch clean-out. The discharge was caused by a stoppage in the city's main collection line. The Service Inspector did not witness the active overflow. MH# 049-00048.	Recorded sewage discharge and dispatched wash truck to clear the stoppage. The site was washed with fresh water and deodorized using two gallons of Master Scent. Two gallons of Champ disinfectant was used to sanitize the site.	We will request the sewer line is CCTV for debris/roots/grease.	Ward Creek	25	49	160	132	6.66	
6/26/2018	5233 Parkforest Dr.	There was evidence of sewage discharge in the canal. The cause of how the discharge occurred is unknown. The Service Inspector did not witness the active overflow. MH# 148-00034.	Recorded sewage discharge and dispatched wash truck to clean the area. The site was washed with fresh water and deodorized using six gallons of Master Scent. Six gallons of Champ disinfectant was used to sanitize the site.	We will request that a smoke test is performed to find the point of infiltration.	Jacks Bayou	25	148	156	132	6.99	1.1
6/26/2018	4633 Underwood Ave.	There was evidence of sewage discharge around the six inch clean-out. The discharge was caused by a stoppage in the city's main collection line. The Service Inspector did not witness the active overflow. MH# 049-00028A.	Recorded sewage discharge and dispatched wash truck to clear the stoppage. The site was washed with fresh water and deodorized with one gallon of Master Scent. One gallon of Champ disinfectant was used to sanitize the site.	We will request the sewer line is CCTV for debris/roots/grease.	Ward Creek	25	49	156	132	7	1.1
6/26/2018	Burbank Dr.	Pump Station # 387 was down - high wet - the pump station mechanic found that the low float was hung up. Pump station mechanic re-set the low float. The pump station was back in service at 13:00hrs. MH# 387-00002A.	Recorded sewage discharge and dispatched wash truck to clean the area. The site was washed with fresh water and deodorized using one gallon of Master Scent. One gallon of Champ disinfectant was used to sanitize the site.	Scheduled maintenance records will document operational status of the pump station and make adjustment when needed.	Bayou Fountain	1,425	387	156	132	7	1.1
6/28/2018	8735 Summa Ave.	There was evidence of sewage discharge around the city's sewer manhole. The discharge was caused by a stoppage found in the city's main collection line. The Service Inspector did not witness the active overflow. MH# 299-00038, MH# 172-00102.	Recorded sewage discharge and dispatched wash truck to clear the stoppage. The site was washed with fresh water and deodorized with one gallon of Master Scent. One gallon of Champ disinfectant was used to sanitize the site.	We will request the sewer line is CCTV for debris/roots/grease.	Ward Creek	25	299	162	148	6.91	
6/28/2018	15580 George O'Neal	Pump Station # 308 was down - high wet - found the rod out of air ball. Pump station mechanic replace the rod for the air ball system. Pump station was back operational at 16:00hrs. MH# 308-00002.	Recorded sewage discharge and dispatched wash truck to clean the area. The site was washed with fresh water and deodorized using two gallons of Master Scent. One gallon of Champ disinfectant was used to sanitize the site. Two and one half gallons of Beta Magic disinfectant was used to sanitize the site.	Scheduled maintenance records will document operational status of the pump station and make adjustment when needed.	Clay Cut Bayou	10,654	308	132	152	6.94	
6/28/2018	12511 Country Ridge Ave.	There was evidence of sewage discharge in the canal located in the rear of 11813 Market Place Ave. The discharge was caused by pump station # 171 having issues with a stoppage inside the station.. The Service Inspector did not witness the active overflow. MH# 171-00016.	Recorded sewage discharge and dispatched wash truck to clean the area. The site was washed with fresh water and deodorized using two gallons of Master Scent. Two gallons of Champ disinfectant was used to sanitize the site.	Scheduled maintenance records will document operational status of the pump station and make adjustment when needed.	Jacks Bayou	75	171	132	152	6.94	

**CITY OF BATON ROUGE/PARISH OF EAST BATON ROUGE
SANITARY SEWER OVERFLOWS MONITORING REPORT**

Date	Address	Cause	Action	Prevention	Rec. Waters	Amt. Gals	PS	BOD	TSS	pH	ARD
<p align="center">SOUTH Sewer District Collection System LPDES LA0036412 AI#4841 04/01/2018 To 06/30/2018</p>											
6/29/2018	233 Shady Oaks Court	Pump Station # 333 was down - high wet - the pump station mechanic found that the station had a stoppage inside one of the pumps. Pump station mechanic removed the stoppage from the pump. Pump station was back operational at 12:30hrs. MH# 333-00002.	Recorded sewage discharge and dispatched wash truck to clean the area. The site was washed with fresh water and deodorized using two gallons of Master Scent. Two gallons of Champ disinfectant was used to sanitize the site.	Scheduled maintenance records will document operational status of the pump station and make adjustment when needed.	Bayou Fountain	900	333	154	130	6.75	
6/29/2018	7923 Walden Rd.	There was evidence of sewage discharge around the city's sewer manhole. The discharge was caused by the result of pump station # 178 having issues with floats being hung up. The Service Inspector did not witness the active overflow. MH# 178-00003.	Recorded sewage discharge and dispatched wash truck to clean the area. The site was washed with fresh water and deodorized using two gallons of Master Scent. Two gallons of Champ disinfectant was used to sanitize the site.	Scheduled maintenance records will document operational status of the pump station and make adjustment when needed. Pump Station not yet connected to SCADA for remote monitoring.	Ward Creek	75	178	146	155	6.87	
6/29/2018	462 Frances Harriet Dr.	There was a stoppage found in the city's main collection line causing the sewer manhole to overflow. MH# 058-02851.	Recorded sewage discharge and dispatched wash truck to clear the stoppage. The site was washed with fresh water and deodorized using two gallons of Master Scent. Two gallons of Champ disinfectant was used to sanitize the site.	We will request the sewer line is CCTV for debris/roots/grease.	Jones Creek	7,200	58	146	155	6.87	
6/30/2018	2138 Hunters Way Dr.	Pump Station # 407 was down - high wet well - the pump station mechanic found pump station had a stoppage inside one of the pumps. Pump station mechanic removed the stoppage from the pump. Pump station was fully operational at 14:30hrs. MH# 407-00002.	Recorded sewage discharge and dispatched wash truck to clean the area. The site was washed with fresh water and deodorized using one gallon of Master Scent. One gallon of Champ disinfectant was used to sanitize the site.	Scheduled maintenance records will document operational status of the pump station and make adjustment when needed.	Knox Branch Canal	1,050	407	208	300	6.93	



LDEQ RECEIPT
2018 JUN 19 AM 10:42

June 18, 2018

Department of Environmental Quality
Office of Environmental Compliance
Enforcement Division
Post Office Box 4312
Baton Rouge, Louisiana 70821-4312

HAND DELIVER

Attention: Permit Compliance Unit

Re: LPDES Permit No. LA0036439 AI # 4841
PS 58 Related Sanitary Sewer Overflow Notification
Incident# 1GQS-3295

Dear Sir/Madame:

During the extreme weather event on June 12, 2018, Pump Station 58, located along Ward's Creek near the Essen Lane and I-10 intersection, experienced mechanical failures resulting in multiple sanitary sewer overflows (SSOs) within its service basin.

A power interruption in the area caused a communications failure within the supervisory control and data acquisition (SCADA) system, eliminating monitoring between the pump station and central control, and concurrently, the electrical switchgear between utility power and stand-by power (generators) failed leaving the wastewater pumping station without power from either source. The pump station was down from 1800 hours on June 12, 2018 to 0530 hours on June 13, 2018, for a total duration of 11 hours and 30 minutes. Based on the SSO Response plan, it is estimated that approximately 2,484,000 gallons was discharged into the North Branch Ward Creek without being treated. Department of Environmental Services (DES) staff completed response and clean-up measures, in accordance with the SSO Response Plan, on June 13, 2018, once power was restored to the station and the overflows subsided.

Should you require additional information concerning this matter, please feel free to contact me via email at RSPEER@brla.gov or via telephone at (225) 389-4865.

Sincerely yours,

Richard Speer, P.E.
Director of Environmental Services

Part E:
Consent Decree
Compliance Status

Baton Rouge Consent Decree Quarterly Report Part E - Consent Decree Compliance Status

Requirement: Pursuant to Exhibit I of the Consent Decree, the City/Parish shall report Consent Decree compliance status in each quarterly report and provide a brief narrative summary of non-compliance items and any other information required to convey activity status as it relates to compliance or non-compliance with the Consent Decree.

Compliance Status

- The City/Parish was not in compliance with the South Wastewater Treatment Plant LPDES Permit No. LA0036412 AI# 4841 during the reporting period. The South Wastewater Treatment Plant (SWWTP) exceeded the Fecal Coliform weekly and monthly averages for the period shown in the table below. The total amount of stipulated penalties identified for non-compliant activities at the SWWTP during this reporting period is \$4,500.00. Non-compliance was due to operational issues at the SWWTP.

During this reporting period, solids accumulated in the chlorine contact chamber, which may have been due to a shutdown of belt press operations while an emergency repair was made on a water leak. Further noncompliance is not anticipated.

SWWTP	Permit Level	2 nd Quarter 2018			Stipulated Penalty		
		Apr	May	Jun	# of Occurrences	Per Occurrence	Total
<u>BOD</u>							
7-Day Avg. (mg/l)	45	C	C	C			
Monthly Avg. (mg/l)	30	C	C	C			
Monthly Avg. (lbs/day)	14,512	C	C	C			
Percent Removal	75%	C	C	C			
<u>TSS</u>							
7-Day Avg. (mg/l)	45	C	C	C			
Monthly Avg. (mg/l)	30	C	C	C			
Monthly Avg. (lbs/day)	14,512	C	C	C			
Percent Removal	75%	C	C	C			
<u>TRC*</u>							
7-Day Avg.(mg/l)	1.02	C	C	C			
Monthly Avg.(mg/l)	0.43	C	C	C			
<u>Fecal Coliform</u>							
7-Day Avg. (mg/l)	400 col/100ml	C	C	2330			
				2765	2	\$1,000	\$2,000
Monthly Avg. (mg/l)	200 col/100ml	C	C	365	1	\$2,500	\$2,500
						Total	\$4,500

C-Compliance
 *- Reflects Permit
 Modifications as of 8/1/2016

Part E - Consent Decree Compliance Status

2. The City/Parish was not in compliance with the North Wastewater Treatment Plant LPDES Permit No. LA0036439 AI# 4843 during the reporting period. The North Wastewater Treatment Plant (NWWTP) exceeded the permit effluent limits for the TSS weekly average, the BOD monthly average and the TSS monthly average for the periods shown in the table below. The total amount of stipulated penalties identified for non-compliant activities at the North Wastewater Treatment Plant during this reporting period is \$6,000. Non-compliance was due to operational issues at the NWWTP.

During this reporting period, several process units such as the gravity and force main bar screens, grit removal units, gravity influent pump station, primary settling basins, and digesters, were either partially or fully offline for periods of time due to construction improvements. This activities along with high flows that caused partial bypass events led to noncompliance. Further noncompliance is not anticipated.

NWWTP	Permit Level	2 nd Quarter 2018			Stipulated Penalty		
		Apr	May	Jun	# of Occurrences	Per Occurrence	Total
<u>BOD</u>							
7-Day Avg. (mg/l)	45	C	C	C			
Monthly Avg. (mg/l)	30	C	35	C	1	\$2,500	\$2,500
Monthly Avg. (lbs/day)	13,511	C	C	C			
Percent Removal	75%	C	C	C			
<u>TSS</u>							
7-Day Avg. (mg/l)	45	C	71	C	1	\$1,000	\$1,000
Monthly Avg. (mg/l)	30	C	39	C	1	\$2,500	\$2,500
Monthly Avg. (lbs/day)	13,511	C	C	C			
Percent Removal	75%	C	C	C			
<u>Fecal Coliform</u>							
7-Day Avg. (mg/l)	400 col/100ml	C	C	C			
Monthly Avg. (mg/l)	200 col/100ml	C	C	C			
Total							\$6,000

C-Compliance
 *- Reflects Permit
 Modifications as of 8/1/2016

The City/Parish [is] [is not] in full compliance with Consent Decree for the period 04/ 01 / 18 to 06/ 30 / 18. If not, see comments above.