



Baton Rouge SSO Program

2002 Consent Decree

Quarterly Report No. 46

October 18, 2013

**CITY-PARISH DEPARTMENTAL MEMORANDUM
WASTEWATER TREATMENT AND DISPOSAL DIVISION**

2850 Gardere Lane
Baton Rouge, LA 70820

Date: October 16, 2013

To: Mr. Charles "Mitch" O'Brien, Wastewater Treatment and Disposal Division
Mr. Greg Wiley, P.E., Wastewater Collection Division
Mr. E. J. Amato, Field Engineering Division

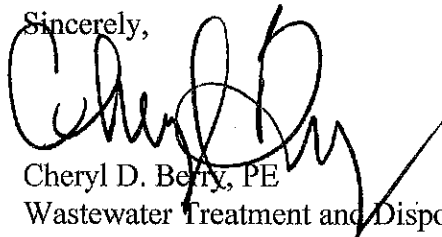
From: Ms. Cheryl Berry, P.E., Wastewater Treatment and Disposal Division

Re: City of Baton Rouge and Parish of East Baton Rouge
Consent Decree-Civil Action No. 01-978-B-M3
Forty-Sixth Quarterly Report – Period Ending September 30, 2013
Data Review

Sir or Madam:

Draft copies of the above referenced report have been submitted for your review. This review is to insure that the data submitted under your direction, has been stated in a truthful and accurate manner in the Forty-Sixth Quarterly Report. Once the review of your portion of data is complete and corrected, please sign below the paragraph stating that fact and return for processing.

Sincerely,



Cheryl D. Berry, PE
Wastewater Treatment and Disposal Division

I certify that the information contained in or accompanying the portion of the Forty-Sixth Quarterly Report that I am responsible for is true, accurate, and complete. As to those identified portions of this document for which I cannot personally verify their truth and accuracy, I certify as the official having supervisory responsibility for the persons who, acting under my direct instructions, made the verification, that this is true, accurate and complete.

xc: Document Control

**CITY-PARISH DEPARTMENTAL MEMORANDUM
WASTEWATER TREATMENT AND DISPOSAL DIVISION**

2850 Gardere Lane
Baton Rouge, LA 70820

Date: October 16, 2013

To: Mr. Charles "Mitch" O'Brien, Wastewater Treatment and Disposal Division
Mr. Greg Wiley, P.E., Wastewater Collection Division
Mr. E. J. Amato, Field Engineering Division

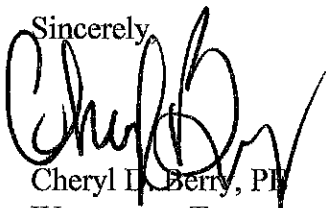
From: Ms. Cheryl Berry, P.E., Wastewater Treatment and Disposal Division

Re: City of Baton Rouge and Parish of East Baton Rouge
Consent Decree-Civil Action No. 01-978-B-M3
Forty-Sixth Quarterly Report – Period Ending September 30, 2013
Data Review

Sir or Madam:


Draft copies of the above referenced report have been submitted for your review. This review is to insure that the data submitted under your direction, has been stated in a truthful and accurate manner in the Forty-Sixth Quarterly Report. Once the review of your portion of data is complete and corrected, please sign below the paragraph stating that fact and return for processing.

Sincerely,



Cheryl D. Berry, PE
Wastewater Treatment and Disposal Division

I certify that the information contained in or accompanying the portion of the Forty-Sixth Quarterly Report that I am responsible for is true, accurate, and complete. As to those identified portions of this document for which I cannot personally verify their truth and accuracy, I certify as the official having supervisory responsibility for the persons who, acting under my direct instructions, made the verification, that this is true, accurate and complete.



10-17-13 P03:00 OUT

xc: Document Control

**CITY-PARISH DEPARTMENTAL MEMORANDUM
WASTEWATER TREATMENT AND DISPOSAL DIVISION**

2850 Gardere Lane
Baton Rouge, LA 70820

Date: October 16, 2013

To: Mr. Charles "Mitch" O'Brien, Wastewater Treatment and Disposal Division
Mr. Greg Wiley, P.E., Wastewater Collection Division
Mr. E. J. Amato, Field Engineering Division

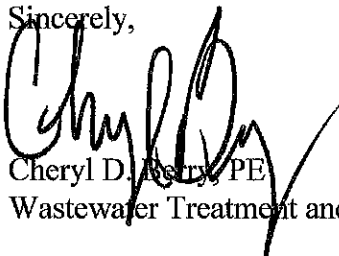
From: Ms. Cheryl Berry, P.E., Wastewater Treatment and Disposal Division

Re: City of Baton Rouge and Parish of East Baton Rouge
Consent Decree-Civil Action No. 01-978-B-M3
Forty-Sixth Quarterly Report – Period Ending September 30, 2013
Data Review

Sir or Madam:

Draft copies of the above referenced report have been submitted for your review. This review is to insure that the data submitted under your direction, has been stated in a truthful and accurate manner in the Forty-Sixth Quarterly Report. Once the review of your portion of data is complete and corrected, please sign below the paragraph stating that fact and return for processing.

Sincerely,



Cheryl D. Berry, PE
Wastewater Treatment and Disposal Division

I certify that the information contained in or accompanying the portion of the Forty-Sixth Quarterly Report that I am responsible for is true, accurate, and complete. As to those identified portions of this document for which I cannot personally verify their truth and accuracy, I certify as the official having supervisory responsibility for the persons who, acting under my direct instructions, made the verification, that this is true, accurate and complete.



xc: Document Control

**CITY-PARISH DEPARTMENTAL MEMORANDUM
WASTEWATER TREATMENT AND DISPOSAL DIVISION**

2850 Gardere Lane
Baton Rouge, LA 70820

Date: October 16, 2013

To: Mr. Charles "Mitch" O'Brien, Wastewater Treatment and Disposal Division
Mr. Greg Wiley, P.E., Wastewater Collection Division
Mr. E. J. Amato, Field Engineering Division

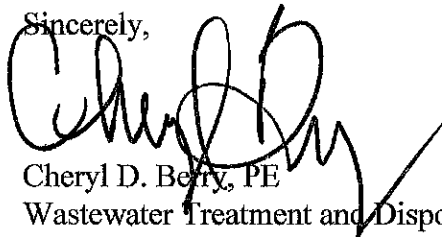
From: Ms. Cheryl Berry, P.E., Wastewater Treatment and Disposal Division

Re: City of Baton Rouge and Parish of East Baton Rouge
Consent Decree-Civil Action No. 01-978-B-M3
Forty-Sixth Quarterly Report – Period Ending September 30, 2013
Data Review

Sir or Madam:


Draft copies of the above referenced report have been submitted for your review. This review is to insure that the data submitted under your direction, has been stated in a truthful and accurate manner in the Forty-Sixth Quarterly Report. Once the review of your portion of data is complete and corrected, please sign below the paragraph stating that fact and return for processing.

Sincerely,



Cheryl D. Berry, PE
Wastewater Treatment and Disposal Division

I certify that the information contained in or accompanying the portion of the Forty-Sixth Quarterly Report that I am responsible for is true, accurate, and complete. As to those identified portions of this document for which I cannot personally verify their truth and accuracy, I certify as the official having supervisory responsibility for the persons who, acting under my direct instructions, made the verification, that this is true, accurate and complete.



xc: Document Control



Department of Public Works

City of Baton Rouge
Parish of East Baton Rouge

Post Office Box 1471
Baton Rouge, La 70821

October 18, 2013

CERTIFIED – RETURN RECEIPT REQUESTED

Chief,
Water Enforcement Branch (6EN-W)
Compliance Assurance and Enforcement Division
U.S. Environmental Protection Agency, Region VI
1445 Ross Avenue
Dallas, Texas 75202-2733

Re: City of Baton Rouge and Parish of East Baton Rouge
Consent Decree-Civil Action No. 01-978-B-M3
Forty-Sixth Quarterly Report - **Period Ending September 30, 2013**

Gentlemen:

Pursuant to Paragraph 51 of the Consent Decree, the City of Baton Rouge and Parish of East Baton Rouge hereby submits the 46th Consent Decree Quarterly Report covering activities for the quarter ending September 30, 2013. An Executive Summary is included in the beginning of this report that describes the progress of compliance related activities of the program during the past quarter. In addition, this report contains a summary of compliance with and activities related to:

- Cross Connection Elimination Plan
- Collection System Preventive Maintenance Program (PMP)
- Sanitary Sewer Overflow Response Plan (SSORP)
- Reporting of Unauthorized Discharges
- Consent Decree Compliance Status

These activities are described in Sections VIII, IX, X, XI, XX and XXI of the Consent Decree.

Pursuant to Paragraph 49 and 117 of the Consent Decree, the City of Baton Rouge and Parish of East Baton Rouge hereby submits for review and approval three copies of the 46th Consent Decree Quarterly Report to the US EPA and LDEQ and one copy to the US DOJ and City/Parish DPW.

I certify that the information contained in or accompanying this Forty-Sixth quarterly report is true, accurate and complete. As to those identified portions of this document for which I cannot personally verify their truth and accuracy, I certify as the official having supervisory responsibility for the persons who, acting under my direct instructions, made the verification, that this is true, accurate and complete.

Sincerely,



David R. Guillory, PE
Public Works Director

Cc: Honorable Melvin L. "Kip" Holden, Mayor-President
Mr. William B. Daniel, IV, PE, Chief Administrative Officer
Chief, Environmental Enforcement Section, US DOJ
Mr. Bobby Mayweather, LDEQ
Ms. Peggy Hatch, LDEQ
Ms. Mona Tate, US EPA Region 6
Mr. Carlos Zequeira, (6RC-EA)
Ms. Gladys Gooden-Jackson, (6EN-WC)
Ms. Mary Roper
Mr. Joshua Crowe, CH2MHILL
Ms. Karen Johnson, CH2MHILL
Ms. Susan Douglas, CH2MHILL
Mr. Bryan Harmon
Mr. Jim Ferguson
Ms. Cheryl Berry
Mr. Greg Wiley
Mr. Mark LeBlanc
Mr. John Ward
Mr. Mitch O'Brien

46th Quarterly Report - Executive Summary

General Overview

On March 14, 2002, the City of Baton Rouge, Louisiana and the Parish of East Baton Rouge, Louisiana (collectively "the City/Parish") entered into a Consent Decree with the United States and the State of Louisiana. Since that time an Agreement and Order Regarding the Modification of the Consent Decree was lodged with the court in late 2008 and was approved by the Department of Justice (DOJ), Environmental Protection Agency (EPA), and Louisiana Department of Environmental Quality (LDEQ) in April 2009. This 2009 Consent Decree Modification specifically adopts the City/Parish's September 2008 Second Remedial Measures Action Plan (RMAP2). In addition, in late 2012 the City/Parish submitted a request for compliance schedule extension which was approved by DOJ, EPA, and LDEQ on June 16, 2013 in the *Revised Second Agreement and Order Regarding the Modification of the Consent Decree* (aka *Revised Second Consent Decree Modification*) which was included as *Attachment 1:-Revised Second Agreement and Order Regarding the Modification of the Consent Decree* at the end of the 45th Quarterly EPA Report.

The following Quarterly Progress Report is hereby submitted to fulfill the reporting requirements described in Section XVIII – Reporting, of the 2002 Consent Decree. The sections in this Executive Summary and in the rest of this Quarterly Report highlight the work associated with the 2002 Consent Decree, the 2009 Consent Decree Modification, and the 2013 Revised Second Consent Decree Modification, which took place during the quarter ending September 30, 2013.

Report Organization

The report organization and description of what is included in each section of the Quarterly Report is as follows:

Executive Summary – This section herein, summarizes regulatory submittals, and activities that took place during the past quarter in addition to describing those items awaiting submittal/approval. This section also summarizes the compliance with and activities related to the implementation of the First Remedial Measures Action Plan (RMAP1) and Second Remedial Measures Action Plan (RMAP2) projects, including the status of design/construction projects in comparison to the schedules that have been established pursuant to the Consent Decree for those projects; and schedule deadlines and milestones achieved during the calendar quarter, as well as those expected to be achieved during the next quarter.

Summary of Activity Totals – This table summarizes the overall City/Parish service area maintenance activities per quarter.

Preventative Maintenance Plan Summary Totals (North, Central, and South) – These tables detail the maintenance activities performed by the North, South, and Central areas.

Part A: Cross-Connection Elimination Plan – This section summarizes any cross-connections identified and eliminated during the reporting period.

Part B: Preventative Maintenance Program – This section provides a brief description of preventative maintenance activities that took place during the reporting period.

Part C: Sanitary Sewer Overflow Response Plan – This section briefly summarizes activities related to compliance/noncompliance with the Sanitary Sewer Overflow Response Plan (SSORP) requirements of the Consent Decree during the reporting period.

Part D: Reporting of Unauthorized Discharges – This section summarizes the details of each unauthorized discharge occurring during the reporting period.

Part E: Consent Decree Compliance Status – This section briefly summarizes whether or not the City/Parish is in compliance or non-compliance with the Consent Decree.

Part F: Supplemental Environmental Projects (SEP) – This section summarizes the status of the SEP projects. However, since at this time all SEP projects have been completed in previous reporting periods and the final SEP Completion Report has also been submitted, there isn't anything to report at this time. Therefore, this section is not included in the Quarterly Report for this reporting period.

The rest of this section highlights activities that are to be addressed in the Executive Summary Section of the Quarterly Report. Additionally, the remainder of the Quarterly Report sections is attached as well.

Summary of Regulatory Actions (Quarter Ending September 30, 2013)

This portion of the Executive Summary highlights significant dates on which the City/Parish submitted deliverables to the Department of Justice (DOJ), Environmental Protection Agency (EPA), and Louisiana Department of Environmental Quality (LDEQ). Additionally, this list also captures all meetings and phone conversations that have taken place during the past quarter with parties listed.

History of Submittals

A summary of important regulatory submittals to date provided by the City/Parish to the EPA and LDEQ is presented in Table 1.

TABLE 1 DOJ, EPA and LDEQ Submittal History		
Name	Date Submitted	Additional Information
Sewer System Model Verification and Revised Second Remedial Action Plan	November 2006	Submittal of CDM's 2005 RMAP2 Report with changes in the South WWTP Projects
Addressing Existing Noncompliance Issues and Future Wet Weather Flow Management Requirements at the South WWTP	January 2007	Summary of findings/ recommendations for the South WWTP
EPA RMAP2 Approval Letter	July 2007	EPA Letter Approving November 2006 Submittal and South WWTP recommendations. Disapproved interim limits and left for further discussion the time extension request due to hurricanes
South WWTP Summary of Immediate Action Plan Projects	October 2007	Summary of IAP projects to date, per EPA phone request on October 12, 2008
EPA RMAP1 Project Status Report	December 2007	Summary of RMAP1 projects to date, including request for time extension
EPA Prioritization Submittal	April 2008	Summary of program/RMAP2 prioritization, maps, draft milestones, per EPA phone request on February 12, 2008
EPA Memorandum - Consolidation of South and Central Wastewater Treatment Plants in Baton Rouge, Louisiana	August 2008	City/Parish request "no objection" for the retirement of the Central WWTP
Request for Modification to the Approved RMAP2 Submittal - Second Remedial Measures Action Plan (RMAP2) Submittal for the Baton Rouge SSO Control and Wastewater Facilities Program	September 2008	City/Parish formal RMAP2 Submittal

TABLE 1 DOJ, EPA and LDEQ Submittal History		
Name	Date Submitted	Additional Information
Response to Public Comments of the Agreement and Order Regarding the Modification of the Consent Decree – Civil Action No. 01-978-B-M3 (M.D. La.)	January 2009	City/Parish draft response to public comments regarding the Consent Decree Modification
Updated Response to Public Comments of the Agreement and Order Regarding the Modification of the Consent Decree – Civil Action No. 01-978-B-M3 (M.D. La.)	February 2009	City/Parish final response to public comments regarding the Consent Decree Modification
Signed Agreement and Order Regarding Modification of the Consent Decree – Civil Action No. 01-978-B-M3 (M.D. La.)	April 2009	DOJ/EPA approval of the <i>Second Remedial Measures Action Plan (RMAP2) Submittal for the Baton Rouge SSO Control and Wastewater Facilities Program Report</i> submitted by the City/Parish in September 2008 also included as an attachment in the signed Agreement and Order.
Request for Time Extension/Modification of the Compliance Schedule in the Approved RMAP2 Submittal – Civil Action No. 01-978-B-M3 (M.D. La.)	July 2011	City/Parish formal Request for Time Extension/Modification of the Compliance Schedule (3 years)
Modified Request for Time Extension/Modification of the Compliance Schedule in the Approved RMAP2 Submittal – Civil Action No. 01-978-B-M3 (M.D. La.)	October 2012	City/Parish formal Request for Time Extension/Modification of the Compliance Schedule (4 years)
Signed Revised Second Agreement and Order Regarding Modification of the Consent Decree – Civil Action No. 01-978-B-M3 (M.D. La.)	June 2013	DOJ/EPA approval of the City/Parish 4 year extension request from October 2012 (revised compliance schedule is included as an attachment in the signed Agreement and Order)

As of September 30, 2013 there have been 63 Consent Decree reporting deliverables submitted on or ahead of schedule. The reporting details are shown in Table 2 below.

TABLE 2 Summary of Consent Decree Reporting Deliverables				
		Deadline	Completion	Resubmission/ Update
Quarterly Reports				
	45 th	31-Jul-13	24-Jul-13	1-Aug-13
	44 th	31-Apr-13	19-Apr-13	
	43 rd	31-Jan-13	25-Jan-13	
	42 nd	31-Oct-12	23-Oct-12	
	41 st	31-Jul-12	25-Jul-12	
	40 th	30-Apr-12	26-Apr-12	
	39 th	31-Jan-12	26-Jan-12	
	38 th	31-Oct-11	26-Oct-11	
	37 th	31-Jul-11	27-Jul-11	
	36 th	30-Apr-11	27-Apr-11	

TABLE 2
Summary of Consent Decree Reporting Deliverables

		Deadline	Completion	Resubmission/ Update
Quarterly Reports				
	35 th	31-Jan-11	28-Jan-11	
	34 th	31-Oct-10	25-Oct-10	
	33 rd	31-Jul-10	26-Jul-10	
	32 nd	30-Apr-10	26-Apr-10	
	31 st	31-Jan-10	25-Jan-10	
	30 th	31-Oct-09	23-Oct-09	
	29 th	31-Jul-09	24-Jul-09	
	28 th	30-Apr-09	24-Apr-09	
	27 th	31-Jan-09	30-Jan-09	
	26 th	31-Oct-08	17-Oct-08	
	25 th	31-Jul-08	25-Jul-08	
	24 th	30-Apr-08	20-Apr-08	
	23 rd	31-Jan-08	23-Jan-08	
	22 nd	31-Oct-07	23-Oct-07	
	21 st	31-Jul-07	23-Jul-07	
	20 th	30-Apr-07	25-Apr-07	
	19 th	31-Jan-07	26-Jan-07	
	18 th	31-Oct-06	25-Oct-06	
	17 th	31-Jul-06	28-Jul-06	
	16 th	30-Apr-06	24-Apr-06	
	15 th	31-Jan-06	23-Jan-06	
	14 th	31-Oct-05	21-Oct-05	
	13 th	31-Jul-05	15-Jul-05	
	12 th	30-Apr-05	11-Apr-05	
	11 th	31-Jan-05	24-Jan-05	
	10 th	31-Oct-04	27-Oct-04	
	9 th	31-Jul-04	26-Jul-04	
	8 th	30-Apr-04	23-Apr-04	
	7 th	31-Jan-04	30-Jan-04	
	6 th	31-Oct-03	30-Oct-03	
	5 th	31-Jul-03	17-Jul-03	
	4 th	30-Apr-03	24-Apr-03	
	3 rd	31-Jan-03	27-Jan-03	
	2 nd	31-Oct-02	23-Oct-02	
	1 st	31-Jul-02	23-Jul-02	
Annual Reports				
	2012	31-Jan-13	29-Jan-13	
	2011	31-Jan-12	28-Jan-12	
	2010	31-Jan-11	28-Jan-11	

TABLE 2
Summary of Consent Decree Reporting Deliverables

	Deadline	Completion	Resubmission/ Update
Quarterly Reports			
2009	31-Jan-10	31-Jan-10	30-Apr-10
2008	31-Jan-09	31-Jan-09	
2007	31-Jan-08	31-Jan-08	
2006	31-Jan-07	27-Jan-07	
2005	31-Jan-06	24-Jan-06	
2004	31-Jan-05	31-Jan-05	
2003	31-Jan-04	30-Jan-04	
2002	31-Jan-03	29-Jan-02	
Collection System PMP Plan	30-Mar-01	29-Mar-01	
Treatment Plant PMP Plan	30-Mar-01	29-Mar-01	
Treatment Facility Assessment Report	30-Mar-02	26-Mar-02	
SEP Completion Report	15-Sep-04	10-Sep-04	
2 nd RMAP Report	1-Dec-02	20-Nov-02	8-Sep-08
RMAP1 Completion Report	30-Apr-11	27-Apr-11	
Updated Outreach and Public Awareness Plan		13-Nov-01	27-Apr-11

RMAP1 Status and Schedule for Completion

The RMAP1 projects listed in Exhibit F of the Consent Decree were those projects common to the alternatives presented in Section XII - Remedial Measures: Collection System Remedial Program of the Consent Decree. There are a total of nineteen of these "common" projects that were identified through various modeling and Value Engineering efforts associated with the original Sanitary Sewer Overflow (SSO) Corrective Action Plan developed by Montgomery Watson (MWH) sometime in 1998. These projects were common to the alternative plans presented in the Consent Decree that were focused on utilizing deep tunnels/storage in order to control the SSO's throughout the City/Parish's wastewater collection system. The phased implementation of these RMAP1 projects initially began sometime at the end of 1999 and the beginning of 2000. These projects were planned to start and finish at different times due to funding constraints, etc.

Since the date of entry into the Consent Decree, the City/Parish has been diligently working on the design and construction of these RMAP1 projects and has completed most of them either on, or ahead of schedule. However, during the planned execution of these projects significant events have taken place with the change in technical approach of the Collection System Remedial Program that affected some of these projects.

In the years 2004 and 2005, the City/Parish decided to re-evaluate the planned technical approach of their Collection System Remedial Program, while in the process of executing the RMAP1 projects. Their review resulted in a momentous change in technical approach from deep tunnels and storage, to sewer rehabilitation. Therefore, the original RMAP1 projects not yet begun were all re-examined, and some wound up not fitting into the "new" plan. These projects were then shelved, and others were re-evaluated to see if they fit into the new plan. During this time period the City/Parish's consultants that were hired to help plan and execute

these projects changes as well. CH2M HILL is currently the City/Parish's consultant for the SSO Control and Wastewater Facilities Program.

In December 2007, the City/Parish and CH2M HILL submitted a detailed *RMAP1 Status Report* to the EPA that summarized the status to date of all of the RMAP1 projects. This report included a formal "Request for Time Extension" for those RMAP1 projects not yet completed, and a corresponding schedule for project completion. This report was submitted as the milestone requirement pursuant to Section XVIII - Reporting, of the Consent Decree. This report and request for time extension was verbally approved by the EPA during the conference call on February 12, 2008.

The City/Parish re-submitted RMAP1 milestones as outlined in the *Second Remedial Measures Action Plan (RMAP2) Submittal for the Baton Rouge Sanitary Sewer Overflow Control and Wastewater Facilities Program* (September 2008). As previously mentioned, the 2009 Consent Decree Modification was approved in April 2009 by DOJ, EPA, and LDEQ. This approval formally accepted the RMAP1 milestones presented in the *Second Remedial Measures Action Plan (RMAP2) Submittal for the Baton Rouge Sanitary Sewer Overflow Control and Wastewater Facilities Program* (September 2008).

The current status of the RMAP1 projects is presented in Table 3 below. All 14 RMAP1 projects are functionally completed, and 13 of the 14 were done either on, or ahead of schedule. The RMAP1 - Industriplex has had several issues arise during the construction phase pertaining to unavoidable utility conflicts, difficult easement acquisitions, alignment changes, and permitting and other utility coordination issues that have caused significant delays with the project which could not be overcome by reasonable actions by the City/Parish and its construction contractor. This project has been functionally complete and in operation since 1st quarter 2011. The City/Parish asserts that this project is not susceptible to stipulated penalties due to the circumstances of the delay beyond the control of the City/Parish. The circumstances behind the delay are explained in detail below and have been also mentioned in the previous Quarterly EPA Reports. The *RMAP1 Completion Report* was included previously in *Attachment 1: Updated Outreach and Public Awareness Plan and RMAP1 Completion Report* at the end of the 36th Quarterly EPA Report.

TABLE 3				
<i>EPA Consent Decree Summary and RMAP1 Milestones</i>				
		RMAP1 Projects Completed	RMAP1 Projects Completed	Project Status Summary
Milestone Date		May 4, 2007	Proposed on September 1, 2008	
Construction Status		Complete	Complete	
Consent Decree Projects	Corresponding City/Parish Projects			
RMAP1 Projects				
N-05 PS 24 Area Upgrades	*PS 24/43 Area Upgrade (01-RMP-N05)	✓		
N-06 PS 43 Area Upgrades				
N-09 PS 44/46 Area Upgrades	PS 44/46 Area Upgrades (01-RMP-N09)	✓		
N-10 PS 240 Area Upgrades	PS 240 Area Upgrades (01-RMP-N10)	✓		
***N-99 North Further Investigations	NTSN SS Eval. Study (99-RMP-N-99)	✓		
	**Bellingrath Rehab. (03-RMP-N14) (NSRP)	✓		
	**Frenchtown Road Sewer Rehab. (03-RMP-N15)	✓		

TABLE 3				
<i>EPA Consent Decree Summary and RMAP1 Milestones</i>				
		RMAP1 Projects Completed	RMAP1 Projects Completed	Project Status Summary
Milestone Date		May 4, 2007	Proposed on September 1, 2008	
Construction Status		Complete	Complete	
Consent Decree Projects	Corresponding City/Parish Projects			
RMAP1 Projects				
	**North Area Comprehensive Rehab. (03-RMP-N23)	✓		
	**PS 45 Area Rehab. (00-RMP-N31)	✓		
C-03 PS 2 Area Rehabilitation	PS 2 Area Upgrades (01-RMP-C03)	✓		
S-01B SWWTP Influent PS	SSO SWWTP Infl. PS Upgrade (99-RMP-SO1B)	✓		
S-11 PS 40 Area Rehabilitation	S-11 PS 40 Area Rehabilitation	✓		
***S-99 South Further Investigations	SSO Engr-South (99-RMP-S99)	✓		
	PS 944 Area Upgrade Grv Sewer (99-RMP-S99)	✓		
	PS 944 Area Upgrade (99-RMP-S99)	✓		
	PS 177 Area Upgrade (99-RMP-S99)	✓		
	**PS 211 Area Upgrades (99-RMP-S11)	✓		
N-01 Choctaw Basin Return System	Choctaw Area Storage (04-RMP-N22)			RMAP1 project suspended. Project is included as RMAP2: Choctaw Storage.
N-13 North Choctaw Basin System	S-05 PS 58B Area Upgrades MWH RMAP2			RMAP1 project suspended. Project is included as RMAP2: Choctaw Storage PS.
N-04 PS 47 Area Upgrades	N-04 PS 47 Area Upgrades			RMAP1 project suspended. Project is included as RMAP2: Group Project 1B – Veterans Memorial Parkway PS FM.
N-07 PS 39/55 Area Upgrades	N-07 PS 39/55 Area Upgrades			RMAP1 project suspended. Project is included as RMAP2: Group Project 1B – Veterans Memorial Parkway PS FM.
N-11 PS 65 Area Upgrades	PS 65 and 65A Area Upgrades (01-RMP-N11)			Project suspended. Evaluated for inclusion in RMAP2 and Master Plan. Project proposed as a part of the Master Plan.
N-02 PS 49/52 Area Upgrades	PS 49/52 Area Upgrade (01-RMP-N02)		4 th Quarter 2008	Project completed – 4th quarter 2008 (at 80% complete with construction). Project was in dispute with construction contractor. Both parties reached an agreement on terms and job was closed at 80% complete.

TABLE 3

EPA Consent Decree Summary and RMAP1 Milestones

		RMAP1 Projects Completed	RMAP1 Projects Completed	Project Status Summary
Milestone Date		May 4, 2007	Proposed on September 1, 2008	
Construction Status		Complete	Complete	
Consent Decree Projects	Corresponding City/Parish Projects			
RMAP1 Projects				
N-12 North Sewer Rehab Projects	North Sewer Rehab Projects (03-RMP-N12)		4 th Quarter 2007	Project completed – 4 th quarter 2007.
S-08 Industriplex Area Upgrades	Industriplex Area PS 355 and FM Upgrades (99-RMP-S08)		2 nd Quarter 2010	Project completed – 1 st quarter 2011.
S-14 Kleinpeter Area Upgrades	Kleinpeter Area Upgrades (03-RMP-S14)		2 nd Quarter 2010	Project completed – 2 nd quarter 2009.
S-16 PS 136 Area Upgrades	PS 136 Area Upgrades (99-RMP-S16)		2 nd Quarter 2010	Project completed – 2 nd quarter 2010.
*Notes: This project was executed as a combination of two RMAP1 projects				
**Notes: These projects were added as RMAP1 projects by the City/Parish after entry into the Consent Decree				
***Notes: This RMAP1 project was split up into multiple projects for better execution				

RMAP2 Project Descriptions and Schedule for Completion

The City/Parish and CH2M HILL are actively moving forward with the execution of the RMAP2 projects included herein, as outlined in the April 2009 Consent Decree Modification by DOJ, EPA, and LDEQ that adopts the corresponding *Second Remedial Measures Action Plan (RMAP2) Submittal for the Baton Rouge Sanitary Sewer Overflow Control and Wastewater Facilities Program* (September 2008). In addition, the City/Parish is adhering to the revised compliance schedule approved in the (June 2013) *Revised Second Consent Decree Modification* by DOJ, EPA, and LDEQ which formally approves the City/Parish's 4 year extension request which was the focus of the *Modified Request for Time Extension/Modification of the Compliance Schedule in the Approved RMAP2 Submittal* (October 2012). This document was included previously in *Attachment 1:-Revised Second Agreement and Order Regarding the Modification of the Consent Decree* at the end of the 45th Quarterly EPA Report.

In preparing the 2008 report, the locations of known overflows were given the highest priority in order to reduce the frequency of these overflows, in addition to those projects required to get the wastewater treatment plants in compliance with their National Pollution Discharge Elimination System (NPDES) permits. Areas of the collection system that were found to have excessive levels of infiltration or inflow were identified for rehabilitation. Hydraulic capacity improvement projects were sized to accommodate the predicted designed peak wet weather flows and anticipated growth in the project areas. Peak wet weather flows were predicted based on the previously selected/inherited (2002) 2-year frequency, 12-hour duration design storm approved by the EPA prior to 2006. Many of these RMAP2 projects are currently underway due to the very tight schedule required by the Consent Decree. The RMAP2 project milestone schedules are extremely compressed. To this end, given that it takes approximately 2 to 4 years for a typical project to be completed through the pre-design, design, and construction phases, most projects are being worked on simultaneously.

As of September 30, 2013 there are 44 RMAP2 projects functionally completed (ahead of schedule), 19 projects under construction, and 29 projects under design, and the City/Parish is at the peak of construction activities again in this quarter.

The City/Parish is seeing many of the effects from the ramping up of the design and construction activities. In recent quarters, contractor availability and high bid prices have become issues of trepidation; however, in the last quarter this has remained in check. In addition, the capacity of both internal and external support functions is becoming an issue of growing concern, particularly due to the stresses already placed on several key support roles specifically with regards to the City/Parish procurement system, easement and right-of-way acquisition, and state/local permit acquisitions/approvals. All of these support systems are already strained and the peak of RMAP2 work is underway, with no significant drop off expected until mid-2014.

The City/Parish continues documenting the impact of force majeure events that have affected the Baton Rouge Area, such as the most recent threat of the Mississippi River Flood May 20, 2013 and others (including Hurricanes Katrina, Rita, and Gustav, the Gulf of Mexico oil spill, 2011 Mississippi River flood, Tropical Storm Lee, Hurricane Isaac, and other extreme storm events). The Consent Decree schedule is very demanding and the time lost recently and in the past years from these force majeure events has affected the critical early planning stages of the program, and could potentially affect project schedules and implementation now and into the future. The City/Parish keeps track of these events in regards to their potential effect on schedule and compliance, and also effect on the associated construction costs and contractor availability for RMAP2 project work. The City/Parish will continue to regularly document all RMAP2 project changes related to force majeure events.

The City/Parish and CH2M HILL will continually refine and perform quality control reviews of the hydraulic model of the sewer system, incorporating new information as it becomes available. These on-going refinements may alter the RMAP2 projects to improve their effectiveness. However, with the EPA and LDEQ

approval, the City/Parish regularly documents all RMAP2 project changes (scope changes, project additions, project deletions, and schedule changes) in the Quarterly and Annual EPA Reports.

The 2013 Annual Program Delivery Plan (PDP) update draft has been submitted to the City/Parish and is under review at this time. Once it has been reviewed/approved by the City/Parish, Tables 4, 5 and 6 will be updated to reflect any changes associated with this process.

As noted in Table 1, the City/Parish submitted an updated request for time extension (4 years) for the RMAP2 projects listed below on October 23, 2012 included in the document titled *Modified Request for Time Extension/Modification of the Compliance Schedule in the Approved RMAP2 Submittal* and it has been recently signed/formalized by DOJ/EPA/LDEQ in June 2013. The City/Parish has incorporated schedule modifications in order to take into account the changes included in the approved 4 year request for time extension. In addition, any other specific project changes since the extension approval or delays are noted in the Tables 4, 5, and 6 in this section.

The RMAP2 projects are separated into three categories with descriptions and schedules provided for all projects, current through September 30, 2012.

Category 1: Comprehensive Sewer Basin Rehabilitation

Based on sewer system digital model analysis and flow monitoring, approximately twenty-six (26) sub-basins within the collection system require comprehensive rehabilitation. Sewer system comprehensive rehabilitation projects will be implemented to repair or replace components of the system that are defective and permit excessive infiltration and inflow.

Table 4 presents the Category 1 comprehensive rehabilitation sub-basin projects and anticipated delivery milestone schedules. Project status summaries are provided for those projects already underway, current through September 30, 2013.

Note that any pump station improvements are included in the projects listed in Category 2, Pump Station and Transmission Improvements on the following pages.

TABLE 4				
Updated EPA Consent Decree RMAP Milestones for Category 1 Projects				
	33% Construction Milestone	66% Construction Milestone	100% Construction Milestone	Project Status Summaries
Milestone Date	1 st QTR 2013	2 nd QTR 2015	4 th QTR 2018	
Construction Status	Construction Functionally Complete	Construction Functionally Complete	Construction Functionally Complete	
Project Descriptions RMAP2 Projects				
Jefferson Hwy – HooShooToo Road	✓			Project completed – 3 rd quarter 2009.
Staring Lane – Boone Drive Area Rehabilitation Project	✓			Project completed – 2 nd quarter 2010.
Burbank Drive – Gardere Lane Area Rehabilitation Project	✓			Project completed – 4 th quarter 2010.
Oak Villa – Choctaw Street Area Rehabilitation Project	✓			Project completed – 3 rd quarter 2011.
Scotland Avenue – Progress Road Area Rehabilitation Project	✓			Project completed – 2 nd quarter 2011.
Elm Grove Garden Road – Harding Boulevard Area Rehabilitation Project	✓			Project completed – 3 rd quarter 2011.

TABLE 4

Updated EPA Consent Decree RMAP Milestones for Category 1 Projects

	33% Construction Milestone	66% Construction Milestone	100% Construction Milestone	Project Status Summaries
Milestone Date	1 st QTR 2013	2 nd QTR 2015	4 th QTR 2018	
Construction Status	Construction Functionally Complete	Construction Functionally Complete	Construction Functionally Complete	
Sharp Road – Florida Boulevard Area Rehabilitation Project	✓			Project completed – 3 rd quarter 2012.
Kenilworth Boulevard – Boone Drive Area Rehabilitation Project	✓			Project completed – 3 rd quarter 2012.
Foster Drive - Government Street Area Rehabilitation Project Phase A	✓			Project completed – 4 th quarter 2011.
Foster Drive - Government Street Area Rehabilitation Project Phase B	✓			Project completed – 3 rd quarter 2012.
Silverleaf Road – Ford Street Area Rehabilitation Project	✓			Project completed – 4 th quarter 2012.
Brookstown Road - Evangeline Street Phase I Area Rehabilitation Project	✓			Project completed – 4 th quarter 2012.
Brookstown Road – Evangeline Street Phase II Area Rehabilitation Project	✓			Project completed – 4 th quarter 2012.
Bluebonnet Blvd – Jefferson Hwy Phase I Area Rehabilitation Project		✓		Project completed – 4 th quarter 2012.
Bluebonnet Blvd – Jefferson Hwy Phase II Area Rehabilitation Project		✓		Project completed – 1 st quarter 2013.
Highland Road – Washington Street Area Rehabilitation Project		✓		Project completed—3 rd quarter 2013.
Stanford Avenue – Morning Glory Road Area Rehabilitation Project	✓			Project completed – 4 th quarter 2012.
Airline Highway – Goodwood Blvd Phase I Area Rehabilitation Project		✓		Construction approximately 70% complete and on-going. Note: Additional repairs were added to this project during 3 rd quarter 2013 which are out of scope of the original project and are being tracked separately.
Airline Highway – Goodwood Blvd Phase II Area Rehabilitation Project		✓		Advertisement for bids completed. Contractor awarded contract. Construction NTP expected to be issued 4 th quarter 2013.
Acadian Thruway – Claycut Road Area Rehabilitation Project		✓		Project completed – 1 st quarter 2013.
Acadian Thruway – Perkins Road Area Rehabilitation Project	✓			Project completed – 4 th quarter 2012.
Antioch Road – Chadsford Drive Area Rehabilitation Project		✓		Final design completed. Advertisement for bids is completed. Contractor awarded contract. Construction NTP anticipated 4 th quarter 2013.
Jones Creek Road – Tiger Bend Road Area Rehabilitation Project			✓	Final design completed pending EPA review/comments. Advertisement for bids delayed at this time due to federal furlough; though is currently expected to be

TABLE 4

Updated EPA Consent Decree RMAP Milestones for Category 1 Projects

	33% Construction Milestone	66% Construction Milestone	100% Construction Milestone	Project Status Summaries
Milestone Date	1 st QTR 2013	2 nd QTR 2015	4 th QTR 2018	
Construction Status	Construction Functionally Complete	Construction Functionally Complete	Construction Functionally Complete	
				underway 4th quarter 2013 assuming the furlough is lifted.
Scenic Highway – Spanish Town Road Phase I Area Rehabilitation Project			✓	Final design completed. Advertisement for bids expected to be underway 4th quarter 2013.
Scenic Highway – Spanish Town Road Phase II Area Rehabilitation Project			✓	Find work completed. Data analysis and report expected to be submitted 4 th quarter 2013.
Siegen Lane – Interstate 10 Area Rehabilitation Project			✓	Design NTP issued. Find work underway. Data analysis expected to begin 4 th quarter 2013.
Interstate 110 – Hollywood Street Area Rehabilitation Project			✓	Design underway and expected to be completed early 4th quarter 2013. Advertisement for bids expected to be underway 4 th quarter 2013.
Ardenwood Drive – Winbourne Street Area Rehabilitation Project			✓	Design NTP issued. Find work expected to be underway 4 th quarter 2013.
Flannery Road – Florida Boulevard Phase I Area Rehabilitation Project			✓	Project not started yet.
Flannery Road – Florida Boulevard Phase II Area Rehabilitation Project			✓	Project not started yet.
East Boulevard – Government Street Area Rehabilitation Project			✓	Data analysis and report submitted. Design underway and expected to be completed 1 st quarter 2014.
North 38 th Street – Gus Young Avenue Area Rehabilitation Project			✓	Project not started yet.

Category 2: Pump Station and Transmission Improvements

The Infoworks digital wastewater model was used to identify necessary increases in capacity of existing gravity trunk sewers, pump stations, and transmission mains in order to accommodate peak wastewater flows remaining in the rehabilitated collection system. Table 5 presents a list of Category 2 projects with corresponding milestone schedules. Project status summaries are provided for those projects already underway, current through September 30, 2013.

TABLE 5				
EPA Consent Decree RMAP2 Milestones for Category 2 Projects				
	33% Construction Milestone	66% Construction Milestone	100% Construction Milestone	Project Status Summaries
Milestone Date	1 st QTR 2013	2 nd QTR 2015	4 th QTR 2018	
Construction Status	Construction Functionally Complete	Construction Functionally Complete	Construction Functionally Complete	
Project Descriptions RMAP2 Projects				
Capitol Lake – Gayosa Street Area Capacity Improvements	✓			Project completed - 2 nd quarter 2012.
Gurney Road - Joor Road	✓			Project completed - 4 th quarter 2009.
Sullivan Rd./Lovett Rd./Wax Rd. Sewer Upgrades	✓			Project completed - 1 st quarter 2011.
Comite Road – Foster Road Sewer Area Upgrades - Phase I	✓			Project completed - 2 nd quarter 2010.
Foster Road – Hooper Road Sewer Area Upgrade	✓			Project completed - 4 th quarter 2010.
Zachary Area Transmission Network Improvements Phase I - 3 Pump Stations and Equalization Basin		✓		Project completed - 1 st quarter 2013.
Zachary Area Transmission Network Improvements Phase II – Red Mud Lakes Forcemain to NWWTP		✓		Construction approximately 12% complete and ongoing.
Zachary Area Transmission Network Improvements Phase III – Forcemain to Highway 964 to Red Mud Lakes		✓		Construction approximately 95% complete and ongoing. Project is on-hold pending land acquisition for a gas line conflict, though is still projecting to be completed ahead of schedule at this time.
Zachary Area Transmission Network Improvements Phase IV – Zachary Improvements		✓		Project completed - 4 th quarter 2011.
Zachary Area Transmission Network Improvements Phase V – Zachary Improvements			✓	60% design review underway. Design on-going.
South Boulevard – St. Joseph Street Sewer Area Upgrades	✓			Project completed - 3 rd quarter 2012.
South Boulevard – St. Joseph Street Sewer Area Upgrades – Phase B			✓	Design completed. Advertisement for bids expected to be underway 4 th quarter 2013.

TABLE 5				
EPA Consent Decree RMAP2 Milestones for Category 2 Projects				
	33% Construction Milestone	66% Construction Milestone	100% Construction Milestone	Project Status Summaries
Milestone Date	1st QTR 2013	2nd QTR 2015	4th QTR 2018	
Construction Status	Construction Functionally Complete	Construction Functionally Complete	Construction Functionally Complete	
Downtown Area Pump Station Improvements		✓		Project completed - 3rd quarter 2012.
Highland Road – Buchanan Street Sewer Area Upgrades	✓			Project completed - 4th quarter 2011.
Citiplace/Essen Area - PS119 & Forcemain Improvements	✓			Project completed - 3th quarter 2012.
Group Project 1A (Metro Airport Sewer Upgrades)		✓		Project completed - 2nd quarter 2013.
Group Project 1B (Metro Airport Sewer Area Pump Station & Forcemain Upgrades)		✓		Construction approximately 40% complete and ongoing.
Perkins/Old Perkins Area - Booster PS 514 Improvements		✓		Project completed - 2nd quarter 2013.
Group Project 2 (Old Perkins – Highland Road Area Upgrades)	✓			Project completed - 2nd quarter 2012.
Highland Road – Burbank Drive Capacity Improvements		✓		Construction is approximately 89% complete and ongoing.
Nicholson Drive – Highland Road – Perkins Road Capacity Improvements Phase A		✓		Project completed - 1st quarter 2012.
Nicholson Drive – Highland Road – Perkins Road Capacity Improvements Phase B		✓		Design completed. Advertisement for bids underway. Construction NTP expected 4 th quarter 2013.
Bayou Duplantier Area Sewer Upgrades		✓		Project completed – 3rd Quarter 2013.
25th Street - North Acadian Thruway	✓			Improvements designed under this project were constructed as part of the Capital Lake-Gayosa Drive Project and the South Blvd.-Saint Joseph Street Project. Please see status updates for the two projects mentioned in this table above.
Government St - South Acadian Thruway Sewer Area Upgrades		✓		Land acquisition on-going. Design completed. Advertisement for bids expected to be underway 4th quarter 2013.
Plank Road – Kleinpeter Road Sewer Area Upgrades		✓		Construction is approximately 24% and ongoing.
O'Neal Lane Pipeline Improvements – Group A		✓		Land acquisition underway. Advertisements for bids underway. Construction NTP expected 4 th quarter 2013.
O'Neal Lane Pipeline Improvements – Group B		✓		Design completed. Land acquisition underway. Advertisements for bids expected 4th quarter 2013.

TABLE 5

EPA Consent Decree RMAP2 Milestones for Category 2 Projects

	33% Construction Milestone	66% Construction Milestone	100% Construction Milestone	Project Status Summaries
Milestone Date	1 st QTR 2013	2 nd QTR 2015	4 th QTR 2018	
Construction Status	Construction Functionally Complete	Construction Functionally Complete	Construction Functionally Complete	
Multiple PS - Nicholson Dr - Brightside Dr		✓		Construction approximately 21% complete and ongoing.
Pump Station 58 Capacity Improvements		✓		Construction is approximately 35% complete and ongoing.
Staring Lane FM (Phase I - Burbank Drive to Highland Road)	✓			Project completed - 2 nd quarter 2010.
Staring Lane FM (Phase II - Highland road to Perkins Road)		✓		Constructed with City's Green Light Program project to eliminate potential constructability issues arising in that area. Construction is approximately 95% complete and ongoing.
Staring Lane FM (Phase III - Perkins to PS58)		✓		Project completed-3 rd quarter 2013.
Multiple PS - Jefferson Hwy - Park Forest Dr		✓		Project completed - 3 rd quarter 2012.
Airline Highway Pipeline Improvements			✓	Design completed. Advertisement for bids expected to begin 4 th quarter 2013.
Multiple PS - Highland Road - Kenilworth Parkway			✓	Design completed. Advertisement for bids expected to begin 1 st quarter 2014.
Florida Boulevard Pump Station Improvements			✓	60% design underway and expected to be completed 4th quarter 2013.
Plank Road Pump Station Improvements			✓	Design completed. Advertisement for bids is expected to begin 4th quarter 2013.
Multiple PS - Highway 61 - Plank Road			✓	60% design submitted and reviewed. 90% design underway and expected to be submitted 4th quarter 2013.
O'Neal Lane Pump Station Improvements – Group A			✓	Design completed. Advertisement for bids expected to be underway 4th quarter 2013.
O'Neal Lane Pump Station Improvements – Group B			✓	Final design completed and advertisement for bids expected to be underway 4 th quarter 2013.
Sherwood Forest Blvd – Goodwood Blvd Pipeline Improvements			✓	60% design submitted and reviewed. 90% design underway and expected to be submitted 4th quarter 2013.
Joor Road - Greenwell Springs Road Sewer Area Upgrades			✓	90% design submitted and reviewed. Final design underway and expected to be submitted 4th quarter 2013.
Plank Road - Port Hudson Pride Road Sewer Area Upgrades			✓	Design completed. Advertisement for bids expected to be underway 3 rd quarter 2015.
Highland Road Pipeline Improvements - Group A			✓	Design completed. Advertisement for bids expected to be underway 2 nd quarter 2014.
Highland Road Pipeline Improvements - Group B			✓	Final design underway and expected to be submitted 4th quarter 2013.

TABLE 5				
EPA Consent Decree RMAP2 Milestones for Category 2 Projects				
	33% Construction Milestone	66% Construction Milestone	100% Construction Milestone	Project Status Summaries
Milestone Date	1st QTR 2013	2nd QTR 2015	4th QTR 2018	
Construction Status	Construction Functionally Complete	Construction Functionally Complete	Construction Functionally Complete	
Oak Villa Boulevard - Monterey Boulevard Sewer Area Upgrades			✓	Design completed. Advertisement for bids expected to be underway 2 nd quarter 2015.
Lovett Road – Greenwell Springs Road Sewer Area Upgrades – Group A			✓	90% design underway and expected to be submitted 4 th quarter 2013.
Lovett Road – Greenwell Springs Road Sewer Area Upgrades – Group B			✓	90% design underway and expected to be submitted 4 th quarter 2013.
Hooper Road Pump Station Improvements			✓	Design completed. Advertisement for bids expected to be underway 2 nd quarter 2014.
Multiple PS - Prescott Rd - Greenwell Springs Rd			✓	90% design underway and expected to be submitted and reviewed 4 th quarter 2013.
Multiple PS - Burbank Drive - Siegen Lane			✓	Final design underway and expected to be submitted 4 th quarter 2013. Advertisement for bids expected to be underway early 2 nd quarter 2014.
Pump Station 42		✓		Construction is approximately 17% complete and ongoing.
Pump Station 42 Forcemain - Phase I		✓		Construction is approximately 60% complete and ongoing.
Pump Station 42 Forcemain - Phase II		✓		Construction is approximately 50% complete and ongoing.
Central Consolidated Pump Stations		✓		Construction is approximately 82% complete and ongoing.
Central Consolidated Forcemains – Phase I		✓		Project complete–3rd quarter 2013.
Central Consolidated Forcemains – Phase II		✓		Construction is approximately 70% complete and ongoing.

Category 3: Wastewater Treatment and Storage

This category of projects includes wet weather improvements at the City/Parish wastewater treatment plants (WWTP's), as well as storage facilities throughout the service area.

Presently, there are not any RMAP2 projects that have been identified at the North WWTP. Also, the existing Central WWTP has insufficient flows to justify the cost of renovation and upgrading for future requirements, and will be retired when the RMAP2 projects are completed at the South WWTP. Flows predicted for the current central service area will be diverted to the South WWTP.

Wastewater Treatment Projects that are part of RMAP2 submittal are summarized below:

- Immediate Action Plan (IAP) South WWTP Project that includes screening, trickling filter recirculation pumping, primary treatment improvements, and bio-solids thickening improvements.
- Phase 1 Improvements at the South WWTP for Wet Weather Flow including influent pumping, screening and grit removal for a predicted flow of 345 MGD. Phase 1 also includes 64 million gallons of equalization storage at the South WWTP.
- Phase 2 Improvements at the South WWTP include wet weather flow treatment with a peak capacity of 200 MGD (as previously approved in the November 2006 RMAP2).

In addition, there are two storage projects sized to reduce peak flows to existing North WWTP that are listed below and depicted as well in Table 6:

- Choctaw Storage Facility
- Hooper Storage Facility

These storage projects are part of the transmission system which permits retainage of wet weather peak flows. All five (5) total projects in this Category are already underway. The details of the wastewater treatment and storage projects are listed in Table 6 below, and are current through September 30, 2013.

Table 6				
EPA Consent Decree RMAP2 Milestones for Category 3 Projects				
	33% Construction Milestone	66% Construction Milestone	100% Construction Milestone	Project Status Summaries
Milestone Date	1st QTR 2013	2nd QTR 2016	4th QTR 2018	
Construction Status	Construction Functionally Complete	Construction Functionally Complete	Construction Functionally Complete	
Project Descriptions RMAP2 Projects				
Choctaw Storage and Pump Station Facility		✓		Project completed – 3rd quarter 2013.
Hooper Storage Facility		✓		Construction approximately 8% complete and ongoing.
South WWTP IAP (Consolidated – Screening, Primary Treatment, Trickling Filter Recirculation, Sludge Handling)	✓			Project completed - 2nd quarter 2011.
South WWTP IAP (Effluent Pumping Improvements)	✓			Project completed - 1st quarter 2008.

Table 6

EPA Consent Decree RMAP2 Milestones for Category 3 Projects

	33% Construction Milestone	66% Construction Milestone	100% Construction Milestone	Project Status Summaries
Milestone Date	1 st QTR 2013	2 nd QTR 2015	4 th QTR 2018	
Construction Status	Construction Functionally Complete	Construction Functionally Complete	Construction Functionally Complete	
SWWTP Wet Weather Improvements -Phase I		✓		Project completed - 2 nd quarter 2013.
SWWTP Wet Weather Improvements - Phase II (PDP portion)		✓		Construction is approximately 57% complete and ongoing.

Additional Projects Outside of Consent Decree

This category of projects is composed of several additional projects the City/Parish has agreed to implement not presently included/tracked by the RMAP2 Consent Decree Compliance Schedule, and specifically includes wet weather improvements at the City/Parish wastewater treatment plants (WWTP's), as well as storage facilities throughout the service area. Many of these projects will greatly improve the operation and maintenance of the wastewater collection system, WWTP's, and storage facilities. Specifically included in this group of projects are both the SCADA Project and the Standby Power Program, which will help optimize the overall operation of the treatment facilities and pump stations, while minimizing risks associated with SSOs. All of these additional projects are summarized below and project statuses are provided in Table 7. Note that the schedule below is based upon time (number or months) from extension approval for the projects involving the NWWTP.

Table 7

Proposed Schedule for Projects Outside of Consent Decree

	Scheduled Start	Scheduled Finish	Project Status Summary
NWWTP Master Plan Project #1 – WWTP Improvements	Project Underway	Design – 18 months from start Construction – 3 years from design finish	Design engineer selection completed. Design NTP expected in 1 st quarter 2014.
NWWTP Master Plan Project #2 – Sustainability Projects	Project Underway	Design – 18 months from start Construction – 3 years from design finish	Design engineer selection completed. Design NTP expected in 4 th quarter 2013.
NWWTP Master Plan Project #3 (Public Project) – Plant Buffer	6 months from Extension approval	Design and Land Purchase – 1 year from start Construction – 1 year from design finish	Land acquisition is underway. RFQs for design expected to be underway in 4 th quarter 2013.
SWWTP Wet Weather Improvements – Phase II (Master Plan portion)	Project Underway	Proposed completion by 1 st quarter 2015	Construction is approximately 57% complete and ongoing.

Table 7			
Proposed Schedule for Projects Outside of Consent Decree			
	Scheduled Start	Scheduled Finish	Project Status Summary
SWWTP Master Plan Project – Buffer Area	Project Underway	Proposed completion by 4 th quarter 2016	DBE design engineer selection underway. Design NTP expected 4 th quarter 2014. Design expected to begin in 1 st quarter 2014.
Sewer System and WWTP Stand-by Power Program	Project Underway	Completion of SSO Program	Installation approximately 55% and on-going.
SCADA (Collection System, Operations Data and Control Center)	Project Underway	Completion of SSO Program	NTP expected 4 th quarter 2013.
Choctaw Sewer Collection Maintenance Facility	Project Underway	Proposed completed by 3 rd quarter 2016	This project has had a name change and major scope change/increase due to reorganization of DPW, and is now called the "Environmental Services Facility". The design is expected to begin 4 th quarter 2014.
NWWTP Odor Control Project	Complete	Complete	Project completed – 4th quarter 2010.
Comite –Foster Road Sewer Area Upgrades - Phase II	Complete	Complete	Project completed - 1st quarter 2011.
Zachary Area Transmission Network Improvements Phase V – Zachary Improvements	Project Underway	Expected to be completed by 3 rd quarter 2015.	60% design review underway. Design on-going.
South Boulevard – Saint Joseph Street Phase B	Project Underway	Expected to be completed by 4 th quarter 2014.	Design completed. Advertisement for bids expected to be underway 4 th quarter 2013.
Central WWTP Decommissioning Project	4 th quarter 2014	Expected to be completed by 2 nd quarter 2017.	Project not started.

Status of Other Consent Decree Requirements

Consent Decree Section XV - Outreach and Public Awareness Plan requires the City/Parish DPW to implement and follow the Outreach and Public Awareness Program Plan attached in Exhibit H of the Consent Decree. The Outreach and Public Awareness Program Plan was updated in December 2007 and has been completed and reviewed/approved by the City/Parish and can be found in *Attachment 1: Updated Outreach and Public Awareness Plan and RMAP1 Completion Report* located at the end of the *36th Quarterly EPA Report*.

Outreach and Public Awareness Program Plan implementation efforts have been on-going. Public information tools such as the website are being continuously updated with new information about the program, public meetings, project information (including monthly and quarterly progress reports detailing the status of the projects), regulatory information and associated reference documents, and news articles about the SSO Control and Wastewater Facilities Program, etc. Fact sheets and brochures have also been developed that can be accessed via the website, and have been handed out during the public meetings, that describes pertinent

information and aspects about the Program. Additionally, prior to any field work in areas, informational door hangers are also hung on those homes where inspection work will be taking place.

Also the SSO Control and Wastewater Facilities Program Monthly and Quarterly Progress Reports have been made available and distributed to the public. Until now, they have been, and still are, posted on the website for the public to download at their convenience and are always distributed to City/Parish and DPW staff. The plan is for these reports to continue to be distributed to those on the master list and posted on the website; in addition they will also be handed out or mailed to anyone who requests them throughout the duration of the SSO Control and Wastewater Facilities Program.

SSO program communications continue to provide City/Parish residents with time critical information on SSO Control and Wastewater Facility Program projects, educational information on SSOs, and updates on the status of the Program and related projects. In close collaboration with the Office of the Mayor-President and the Department of Public Works, the Program has initiated a construction communication outreach component to complement the Program's current communication activities. The Program Communication Team has designed and distributed a variety of outreach materials. A telephone hotline for residents to call with questions was developed and coordination between the SSO Program and the Parish's 311 call center was established. Additionally, materials including information letters and handouts, door hangers announcing road closures, were developed and are continuing to be distributed.

During the last quarter ending September 30, 2013 the following outreach and public awareness activities took place:

July 2013

July 22, 2013: Councilmember Ronnie Edwards hosted a community meeting at the Delmont Service Center. . SSO Quarterly Progress reports were disseminated to attendees.

August 2013

August 8, 2013: SSO representatives attended a meeting regarding the Nicholson- Brightside project. The meeting was held at the LA School for the Deaf and hosted by the areas Civic Association. All attendees were given project information cards and SSO Quarterly Progress reports. General information was provided regarding the SSO program, including the purpose of the project, types of projects, 2018 extension, and the SCADA System. Following this discussion the construction manager relayed project specific information to the residents including location of work and expected construction hours. Residents requested work schedules be added to the Civic Associations website.

August 15, 2013: SSO representatives presented an overview of the SSO program to a group of 30 professional project managers.

August 26, 2013: SSO representatives attended Councilwoman Ronnie Edwards' community meeting which was held at the Delmont Service Center, and were made available to answer questions anyone had about projects/work being done in the area.

September 2013

September 23, 2013: SSO representatives attended District 5 community meeting at Delmont Service Center. A brief question and answer session was conducted at end of the meeting regarding SSO program.

**Baton Rouge 2002 Consent Decree Quarterly Report
Preventive Maintenance Plan Summary Totals
July 1 - Sept. 30, 2013**

Summary of Activities	1st Quarter (44)		2nd Quarter (45)		3rd Quarter (46)		4th Quarter (47)		Totals		
	44th Quarterly Total	Cum. % Complete	45th Quarterly Total	Cum. % Complete	46th Quarterly Total	Cum. % Complete	47th Quarterly Total	Cum. % Complete	Cum. Annual Total	Cum. % Complete	Annual Goal
Gravity Collection System (8,510,000ft/38,000MH)											
Lines Cleaned (ft)	211,773	37%	208,409	74%	317,168	129%	0	129%	737,350	129%	570,000
CCTV Inspected (ft)	172,395	30%	190,144	64%	257,870	109%	0	109%	620,409	109%	570,000
Smoke Tested (ft)	141,721		177,133		223,320		0		542,174		-----
Smoke Tested (no. of locations)	4		0		3		0		7		-----
Dye Water Flooded (no. of locations)	4		0		3		0		7		-----
Manholes Inspected (no.)	825	33%	674	60%	702	88%	0	88%	2,201	88%	2,500
Lines Repaired (no.)	753		661		526		0		1,940		-----
MH Rehabbed (no.)	198		55		111		0		364		-----
Force Mains (240 miles)											
Visual Surface Inspection (miles)	82.1	68%	53.0	113%	52.8	157%	0.0	157%	187.9	157%	120
Repaired (no.)	15		112		121		0		248		-----
Air Release Valves (604)											
Inspected/Maintained	220	23%	287	53%	264	80%	0	80%	771	80%	960 to 1,200
Repaired (no.)	140		163		116		0		419		-----
Pump & Lift Stations (421)											
Inspections (no.)	17,898	40%	17,106	78%	18,546	119%	0	119%	53,550	119%	45,136
Wet wells cleaned	113		104		151		0		368		-----
Repaired (no.)	35		37		39		0		111		-----
Peak Flow Storage Facilities (2)											
Little Peak site visits - Decommissioned	0	0%	0	0%	0	0%	0	0%	0	0%	104
Big Peak site visits - Decommissioned	39	38%	0	38%	0	38%	0	38%	39	38%	104

Bold is percentage complete strived for on a quarterly basis that was not met.

100%

75%

50%

25%

**Baton Rouge 2002 Consent Decree Quarterly Report
Preventive Maintenance Plan Summary Totals
July 1 - Sept. 30, 2013**

North Plant- LA0036439

Summary of Activities	1st Quarter (EPA Report No. 44)						2nd Quarter (EPA Report No. 45)						
	WWC (w/AMP)		WWC-PS		Field Engr. -	Quarterly Total	WWC (w/AMP)		WWC-PS		Field Engr. -	Quarterly Total	%Cum. % Complete
	(Rout.)	(Corr.)	(Rout.)	(Corr.)	(Rout.)		(Rout.)	(Corr.)	(Rout.)	(Corr.)	(Rout.)		
Gravity Collection System (2,460,000ft/10,640MH)													
Lines Cleaned (ft)		24,000			8,676	32,676		10,750		1,345	12,095		8%
CCTV Inspected (ft)					11,555	11,555				1,498	1,498		2%
Smoke Tested (ft)					504	504				628	628		
Smoke Tested (no. of locations)						0					0		
Dye Water Flooded (no. of locations)						0					0		
Manholes Inspected (no.)					4	4				4	4		0%
Lines Repaired (no.)		44			84	128		54		51	105		
MH Rehabbed (no.)		5			25	30		4		10	14		
Force Mains (120 miles)													
Visual Surface Inspection (miles)						70.1		4.0		27.0	31		84%
Repaired (no.)		1			4	5				35	35		
Air Release Valves (335)													
Inspected/Maintained						196				144	144		35%
Repaired (no.)						120				88	88		
Pump & Lift Stations (141)													
Inspections (no.)						5,966				5,809	5,809		26%
Wet wells cleaned						52				51	51		
Repaired (no.)						18				17	17		

Rout.-Routine Maintenance
Corr.-Corrective Maintenance

**Baton Rouge 2002 Consent Decree Quarterly Report
Preventive Maintenance Plan Summary Totals
July 1 - Sept. 30, 2013**

North Plant- LA0036439

Summary of Activities	3rd Quarter (EPA Report No. 46)				4th Quarter (EPA Report No.47)				*Cum. % Complete
	WWC (w/AMP) (Rout.)	WWC-PS (Rout.)	Field Emer. (Rout.)	Quarterly Total	WWC (w/AMP) (Rout.)	WWC-PS (Rout.)	Field Emer. (Rout.)	Quarterly Total	
Gravity Collection System (2,468,000ft/10,640MH)	24,000			24,000				0	12%
Lines Cleaned (ft)			351	351				0	2%
CCTV Inspected (ft)			121	121				0	
Smoke Tested (ft)				0				0	
Smoke Tested (no. of locations)				0				0	
Dye Water Flooded (no. of locations)				0				0	
Manholes Inspected (no.)		2		2				0	1%
Lines Repaired (no.)	67		11	78				0	
MH Rehabbed (no.)	6		24	30				0	
				0				0	
Force Mains (120 miles)				0				0	
Visual Surface Inspection (miles)		35.6		36				0	114%
Repaired (no.)	3		67	70				0	
				0				0	
Air Release Valves (335)				0				0	
Inspected/Maintained		178		178				0	54%
Repaired (no.)		84		84				0	
				0				0	
Pump & Lift Stations (141)				0				0	
Inspections (no.)		6,280		6,280				0	40%
Wet wells cleared		77		77				0	
Repaired (no.)		11	6	17				0	

Rout.-Routine Maintenance
Corr.-Corrective Maintenance

**Baton Rouge 2002 Consent Decree Quarterly Report
Preventive Maintenance Plan Summary Totals
July 1 - Sept. 30, 2013**

Central Plant-LA0036421

Summary of Activities	1st Quarter (EPA Report No. 44)						2nd Quarter (EPA Report No. 45)								
	WWC (w/AMP)		WWC-PS		Field Engr.	Quarterly Total	*Cum. % Complete	WWC (w/AMP)		WWC-PS		Field Engr.	Quarterly Total	*Cum. % Complete	
	(Rout.)	(Corr.)	(Rout.)	(Corr.)	(Rout.)			(Rout.)	(Corr.)	(Rout.)	(Corr.)	(Rout.)			
Gravity Collection System (1,410,000W/5,760MH)															
Lines Cleaned (ft)		8,250			64,398	72,648	13%		4,000			179,896	183,896	45%	
CCTV Inspected (ft)					65,420	65,420	11%					186,134	186,134	44%	
Smoke Tested (ft)					1,146	104,765	105,911					2,293	152,404	154,697	
Smoke Tested (no. of locations)					1	1							0		
Dye Water Flooded (no. of locations)					1	1							0		
Manholes Inspected (no.)					10	530	540	22%				20	585	605	46%
Lines Repaired (no.)		34			251	285			35			164	199		
MH Relabbed (no.)		4			125	129			2			7	9		
Force Mains (10 miles)															
Visual Surface Inspection (miles)					0.5	0.5	0%						0.0	0%	
Repaired (no.)						0							0		
Air Release Valves (18)															
Inspected/Maintained					1	1	0%						0	0%	
Repaired (no.)						1							0		
Pump & Lift Stations (21)															
Inspections (no.)					836	836	2%					703	703	3%	
Wet wells cleaned					5	5						3	3		
Repaired (no.)						3						1	1		

Rout.-Routine Maintenance
Corr.-Corrective Maintenance

**Baton Rouge 2002 Consent Decree Quarterly Report
Preventive Maintenance Plan Summary Totals
July 1 - Sept. 30, 2013**

South Plant-LA0036412

Summary of Activities	1st Quarter (EPA Report No. 44)					2nd Quarter (EPA Report No. 45)								
	WWC (w/AMP)		WWC-PS		Field Engr. (Rout.)	Quarterly Total	*Cum. % Complete	WWC (w/AMP)		WWC-PS		Field Engr. (Rout.)	Quarterly Total	*Cum. % Complete
	(Rout.)	(Corr.)	(Rout.)	(Corr.)				(Rout.)	(Corr.)	(Rout.)	(Corr.)			
Gravity Collection System (4,640,000ft/21,580MH)														
Lines Cleaned (ft)		25,500			80,949	106,449	19%		11,250			1,168	12,418	21%
CCTV Inspected (ft)					95,420	95,420	17%					2,512	2,512	17%
Smoke Tested (ft)					7,657	35,306						8,787	13,021	21,808
Smoke Tested (no. of locations)					3	3							0	
Dye Water Flooded (no. of locations)					3	3							0	
Manholes Inspected (no.)					39	242	11%					55	6	61
Lines Repaired (no.)		93			247	340			126			231	357	14%
MH Rehabbed (no.)		15			24	39			14			18	32	
Force Mains (110 miles)														
Visual Surface Inspection (miles)						11.5	10%		1.0				22.0	28%
Repaired (no.)		2				8						77	77	
Air Release Valves (251)														
Inspected/Maintained						23	2%						143	17%
Repaired (no.)						19							75	
Pump & Lift Stations (259)														
Inspections (no.)						11,096	25%						10,594	48%
Wet wells cleaned						56							50	
Repaired (no.)						14							19	
Peak Flow Storage Facilities (2)														
Little Peak site visits-Decommissioned							0%						0	0%
Big Peak site visits- Decommissioned						39	38%						0	38%

Rout.-Routine Maintenance
Corr.-Corrective Maintenance

**Baton Rouge 2002 Consent Decree Quarterly Report
Preventive Maintenance Plan Summary Totals
July 1 - Sept. 30, 2013**

South Plant-LA0036412

Summary of Activities	3rd Quarter (EPA Report No. 46)						4th Quarter (EPA Report No. 47)							
	WWC (w/AMP)		WWC-PS		Field Engr.-	Quarterly Total	*Cum. % Complete	WWC (w/AMP)		WWC-PS		Field Engr.-	Quarterly Total	*Cum. % Complete
	(Rout.)	(Corr.)	(Rout.)	(Corr.)	(Rout.)			(Rout.)	(Corr.)	(Rout.)	(Corr.)	(Rout.)		
Gravity Collection System (4,640,000ft/21,580MH)														
Lines Cleaned (ft)		23,500				202,838	61%					0	61%	
CCTV Inspected (ft)						201,489	53%					0	53%	
Smoke Tested (ft)					16,934	42,637						0		
Smoke Tested (no. of locations)												0		
Dye Water Flooded (no. of locations)												0		
Manholes Inspected (no.)			87		522	609	38%					0	38%	
Lines Repaired (no.)	104				262	366						0		
MH Rehabbed (no.)	13				64	77						0		
Force Mains (110 miles)														
Visual Surface Inspection (miles)			16.0			16.0	41%					0.0	41%	
Repaired (no.)	2				43	45						0		
Air Release Valves (251)														
Inspected/Maintained			80			80	26%					0	26%	
Repaired (no.)				30		30						0		
Pump & Lift Stations (259)														
Inspections (no.)			11,506			11,506	74%					0	74%	
Wet wells cleaned			69			69						0		
Repaired (no.)				20		20						0		
Peak Flow Storage Facilities (2)														
Little Peak site visits-Decommissioned							0%					0	0%	
Big Peak site visits- Decommissioned							38%					0	38%	

Rout.-Routine Maintenance
Corr.-Corrective Maintenance

Table of Contents

	<u>PART</u>
CROSS CONNECTION ELIMINATION PLAN	A
COLLECTION SYSTEM PREVENTIVE MAINTENANCE PROGRAM (PMP)	B
SANITARY SEWER OVERFLOW RESPONSE PLAN (SSORP)	C
REPORTING OF UNAUTHORIZED DISCHARGES	D
CONSENT DECREE COMPLIANCE STATUS	E

Part A:
**Cross Connection
Elimination Plan**

**Baton Rouge Consent Decree Quarterly Report
 Part A - Cross Connection Elimination Plan**

Requirement: Pursuant to Paragraph 16, Section VIII of the Consent Decree, if the City/Parish identifies any Cross Connection in the Collection System, it shall be permanently sealed or eliminated within 30 days of identification or if the City/Parish elects to have the work performed by a contractor, within 60 days of identification.

Summary of Activities

No cross connections were discovered and removed during this quarter. There is no anticipated non-compliance. During the reporting period approximately 223,320 linear feet of sewer was smoke tested to identify violations of City/Parish ordinances regarding private cross connections. No private cross connections were identified. There were no exceptions in enforcing the ban on private cross connections.

Summary	North Plant LA0036439 AI# 4843	Central Plant LA0036421 AI# 4842	South Plant LA0036412 AI# 4841	Total
Total No. of Cross Connections Identified:	0	0	0	0
Total No. of Cross Connections Eliminated:	0	0	0	0
Total No. of Private Cross Connections Identified:	0	0	0	0
Total No. of Private Cross Connections Eliminated:	0	0	0	0

Part A – Cross Connection Elimination Plan

Summary of Cross Connections Identified						
Number	Date Identified	Location	Private (Y/N)	Current Status	Notice Date	Date Eliminated
North Plant (LA0036439 AI# 4843)						
1						
2						
3						
Central Plant (LA0036421 AI# 4842)						
1						
2						
3						
South Plant (LA0036412 AI# 4841)						
1						
2						
3						

The City/Parish [is] [is not] in compliance with Section VIII Elimination of Cross Connections for the period 07/1/13 to 09/30/13. If not, see comments above.

Part B:
Preventive Maintenance
Program (PMP)

Baton Rouge Consent Decree Quarterly Report Part B - Preventive Maintenance Program (PMP)

Requirement: Pursuant to Exhibit I of the Consent Decree, the City/Parish shall report compliance and include a brief narrative summary of activities related to compliance and/or non-compliance with the Preventive Maintenance Program during the reporting period. In accordance with the Collection System Preventive Maintenance Plan, Paragraph 1.4, specific activities performed related to collection system preventive maintenance will be reported to the EPA and LDEQ on a quarterly basis.

Summary of Activities

During the reporting period the City/Parish Department of Public Works staff, have followed our standard operating procedures, and continued to follow the equipment manufacturers' recommended operation and maintenance requirements, as referenced in the Collection System Preventive Maintenance Plan. A summary of the collection system preventive maintenance activities for this reporting period is provided in the table on page B-2. As indicated, the primary preventive maintenance activity is inspection of facilities, including gravity sewers (through CCTV), manholes, ARVs and other facilities. Quarterly goals for specific activities identified in the Collection System Preventive Maintenance Plan were achieved this quarter. We do not anticipate any non-compliance related to preventive maintenance activities in the future. Note that the gravity system preventative maintenance activities are tied to the design schedules of the RMAP2 Submittal Category 1- Comprehensive Rehabilitation Projects.

We provided information for each treatment plant service area and have identified whether the activity was routine (standard preventive maintenance) or corrective (in response to a particular complaint or perceived problem) in nature.

There were no problems encountered or deficiencies identified in the Preventive Maintenance Program plans.

Part B - Preventive Maintenance Program (PMP)

Summary of Collection System Activities

	Quarterly Total Jul.-Sept. 2013	Cumulative 2013 Annual Total	2013 Annual Goal
Gravity Collection System (8,510,000ft/38,000MH)			
Lines Cleaned (ft)	317,168	737,350	570,000
CCTV Inspected (ft)	257,870	620,409	570,000
Smoke Tested (ft)	223,320	542,174	----
Smoke Tested (no. of locations)	3	7	----
Dye Water Flooded (no. of locations)	3	7	----
Manholes Inspected (no.)	702	2,201	2,500
Lines Repaired (no.)	526	1,940	----
MH Rehabbed (no.)	111	364	----
Force Mains (240 miles)			
Visual Surface Inspection (miles)	52.8	187.9	120
Repaired (no.)	121	248	----
Air Release Valves (604)			
Inspected / Maintained	264	771	960 to 1,200
Repaired (no.)	116	419	----
Pump & Lift Stations (421)			
Inspections (no.)	18,546	53,550	45,136
Wet wells cleaned	151	368	----
Repaired (no.)	39	111	----
Peak Flow Storage Facilities (2)			
Little Peak site visits- Decommissioned	n/a	n/a	104
Big Peak site visits	n/a	39	104

**Attached are separate Collection System Activity Sheets for each Treatment Plant Service Area.

The City/Parish [is] [is not] in compliance with Section IX Preventive Maintenance Program Plan for the period 07/1/13 to 09/30/13. If not, see comments above.

**Part B – Preventive Maintenance Program (PMP)
Summary of Activities by Treatment Plant Service Area**

North Plant (LA0036439 AI# 4843)

	<u>Routine Maintenance</u>	<u>Corrective Maintenance</u>	<u>Quarterly Total Jul.– Sept. 2013</u>
Gravity Collection System (2,460,000ft/10,640MH)			
Lines Cleaned (ft)	0	24,000	24,000
CCTV Inspected (ft)	351	0	351
Smoke Tested (ft)	121	0	121
Smoke Tested (no. of locations)	0	0	0
Dye Water Flooded (no. of locations)	0	0	0
Manholes Inspected (no.)	2	0	2
Lines Repaired (no.)	11	67	78
MH Rehabbed (no.)	24	6	30
Force Mains (120 miles)			
Visual Surface Inspection (miles)	35.6	0.0	35.6
Repaired (no.)	67	3	70
Air Release Valves (335)			
Inspected / Maintained	178	0	178
Repaired (no.)	0	84	84
Pump & Lift Stations (141)			
Inspections (no.)	6,280	0	6,280
Wet wells cleaned	77	0	77
Repaired (no.)	6	11	17

Routine Maintenance - Day to day maintenance work or operational activities carried out on a regular basis, to keep the collection system operating properly. Generally routine maintenance consists of visual, mechanical, electrical, and electronic checks to ensure proper functioning of equipment. Routine maintenance also consists of sewer cleaning; smoke testing, dye water flooding, manhole inspection, and CCTV inspection.

Corrective Maintenance - Maintenance that is required to restore an item to a specified, working order/condition, which is normally initiated as a result of a scheduled or routine inspection. Generally corrective maintenance consists of rehabilitation of gravity lines, manholes, force mains, etc. and generally in conjunction with system inspection activities. Corrective maintenance also consists of repairing or replacing a failed structure such as a pump station or storage facility.

**Part B -- Preventive Maintenance Program (PMP)
Summary of Activities by Treatment Plant Service Area**

Central Plant (LA0036421 AI# 4842)

	<u>Routine Maintenance</u>	<u>Corrective Maintenance</u>	<u>Quarterly Total Jul.– Sept. 2013</u>
Gravity Collection System (1,410,000ft/5,760MH)			
Lines Cleaned (ft)	56,080	10,750	66,830
CCTV Inspected (ft)	56,030	0	56,030
Smoke Tested (ft)	163,628	0	163,628
Smoke Tested (no. of locations)	3	0	3
Dye Water Flooded (no. of locations)	3	0	3
Manholes Inspected (no.)	91	0	91
Lines Repaired (no.)	33	49	82
MH Rehabbed (no.)	0	4	4
Force Mains (10 miles)			
Visual Surface Inspection (miles)	1.2	0	1.2
Repaired (no.)	6	0	6
Air Release Valves (18)			
Inspected / Maintained	6	0	6
Repaired (no.)	0	2	2
Pump & Lift Stations (21)			
Inspections (no.)	760	0	760
Wet wells cleaned	5	0	5
Repaired (no.)	0	2	2

Routine Maintenance - Day to day maintenance work or operational activities carried out on a regular basis, to keep the collection system operating properly. Generally routine maintenance consists of visual, mechanical, electrical, and electronic checks to ensure proper functioning of equipment. Routine maintenance also consists of sewer cleaning, smoke testing, dye water flooding, manhole inspection, and CCTV inspection.

Corrective Maintenance - Maintenance that is required to restore an item to a specified, working order/condition, which is normally initiated as a result of a scheduled or routine inspection. Generally corrective maintenance consists of rehabilitation of gravity lines, manholes, force mains, etc. and generally in conjunction with system inspection activities. Corrective maintenance also consists of repairing or replacing a failed structure such as a pump station or storage facility.

**Part B – Preventive Maintenance Program (PMP)
Summary of Activities by Treatment Plant Service Area**

South Plant (LA0036412 AI# 4841)

	<u>Routine Maintenance</u>	<u>Corrective Maintenance</u>	<u>Quarterly Total Jul.– Sept. 2013</u>
Gravity Collection System (4,640,000ft/21,580MH)			
Lines Cleaned (ft)	202,838	23,500	226,338
CCTV Inspected (ft)	201,489	0	201,489
Smoke Tested (ft)	59,571	0	59,571
Smoke Tested (no. of locations)	0	0	0
Dye Water Flooded (no. of locations)	0	0	0
Manholes Inspected (no.)	609	0	609
Lines Repaired (no.)	262	104	366
MH Rehabbed (no.)	64	13	77
Force Mains (110 miles)			
Visual Surface Inspection (miles)	16.0	0.0	16.0
Repaired (no.)	43	2	45
Air Release Valves (251)			
Inspected / Maintained	80	0	80
Repaired (no.)	0	30	30
Pump & Lift Stations (259)			
Inspections (no.)	11,506	0	11,506
Wet wells cleaned	69	0	69
Repaired (no.)	0	20	20
Peak Flow Storage Facilities (2)			
Little Peak site visits- Decommissioned	n/a	n/a	n/a
Big Peak site visits- Decommissioned	n/a	n/a	n/a

Routine Maintenance - Day to day maintenance work or operational activities carried out on a regular basis, to keep the collection system operating properly. Generally routine maintenance consists of visual, mechanical, electrical, and electronic checks to ensure proper functioning of equipment. Routine maintenance also consists of sewer cleaning, smoke testing, dye water flooding, manhole inspection, and CCTV inspection.

Corrective Maintenance - Maintenance that is required to restore an item to a specified, working order/condition, which is normally initiated as a result of a scheduled or routine inspection. Generally corrective maintenance consists of rehabilitation of gravity lines, manholes, force mains, etc. and generally in conjunction with system inspection activities. Corrective maintenance also consists of repairing or replacing a failed structure such as a pump station or storage facility.

Part C:
**Sanitary Sewer Overflow
Response Plan (SSORP)**

Baton Rouge Consent Decree Quarterly Report Part C - Sanitary Sewer Overflow Response Plan (SSORP)

(Revised)

Requirement: Pursuant to Paragraph 24, Section X of the Consent Decree, The City/Parish shall implement the Sanitary Sewer Overflow Response Plan (SSO Response Plan) attached to the Consent Decree as Exhibit A.

Summary of Activities

A total of forty six (46) Sanitary Sewer Overflows (SSOs) were responded to during this reporting period including fifteen (15) at the wastewater treatment plants. The Sanitary Sewer Overflow Monitoring Report, included as Part D Reporting of Unauthorized Discharges of this Quarterly Report, provides details about these overflows in the wastewater collection system, including the response action taken. The Sanitary Sewer Overflow Response Plan was followed for all unauthorized discharges except for a 24 hour notification of the Sanitary Sewer Overflow that occurred at the intersection of Staring Lane and Burbank Drive on August 15, 2013 in the amount of 3,750,000 gallons. This overflow was not reported to LDEQ and EPA until August 19, 2013, which complied with the written notification as required by the SSO Response Plan. There was no problem encountered in following the SSO Response Plan. The City/Parish complied with the Collection System Preventive Maintenance Program.

Summary of Unauthorized Discharges	Number
North Plant-LA0036439 AI# 4843 Collection System	4
Central Plant-LA0036421 AI # 4842 Collection System	12
South Plant-LA0036412 AI# 4841 Collection System	30
Total	46

** See table attached to Part D – Reporting of Unauthorized Discharges for detailed information about individual events.

The City/Parish [is] [is not] in compliance with Section X Sanitary Sewer Overflow Response Plan (SSORP) for the period 07/1/13 to 09/30/13. If not, see comments above.

Part D:
Reporting of
Unauthorized Discharges

Baton Rouge Consent Decree Quarterly Report Part D - Reporting of Unauthorized Discharges

Requirement: Pursuant to Paragraph 26, Section XI of the Consent Decree the City/Parish shall report all Unauthorized Discharges of which it becomes aware to EPA and LDEQ. All such Unauthorized Discharges shall be reported to EPA and LDEQ in the Quarterly Report.

Summary of Unauthorized Discharges

The attached Sanitary Sewer Overflow Monitoring Report provides information about the unauthorized discharges discovered in the collection system during the reporting period, such as the date, location, cause, action taken to reduce or eliminate the discharge, surface water that received the discharge and quantity of the discharge. The attached Sanitary Sewer Overflow Monitoring Report also identifies the steps taken to prevent the recurrence of the discharge. As shown below, a total of forty six (46) unauthorized discharges occurred during this quarter, fifteen (15) of these discharges occurred at the wastewater treatment plants.

Summary of Unauthorized Discharges	Number
North Plant-LA0036439 AI# 4843 Collection System	4
Central Plant-LA0036421 AI # 4842 Collection System	12
South Plant-LA0036412 AI# 4841 Collection System	30
Total	46

** See attached tables for detailed information about individual events.

There were no unusual SSOs, but there were three unauthorized discharges equal to or greater than 100,000 gallons during this reporting period. Two of the overflows occurred at the South Wastewater Treatment Plant, one of the overflows was initiated by a power failure, which caused an equipment malfunction at the Final Effluent Pump Station. The local utility company came, restore power and normal operations resumed. The second overflow at the plant was due to pump failure at the Equalization Tank System. The pump vendor came and performed a pump diagnostic, and determine that an under voltage relay failed in the pump drive. The part was ordered and replaced, normal operations resumed. The third overflow occurred outside the plant grounds, but was caused by a power failure, that affected the Gravity Influent Pump Station at the South Treatment Plant not allowing the plant to except any sewer to the gravity feed portion of the plant. After power was restored; plant operations experienced some problems, but finally returned the GIPS to normal operations.

The City/Parish [is] [is not] in compliance with Section XI Reporting of Unauthorized Discharges for the period 07/1/13 to 09/30/13. If not, see comments above.

**CITY OF BATON ROUGE/PARISH OF EAST BATON ROUGE
SANITARY SEWER OVERFLOWS MONITORING REPORT**

SOUTH Sewer District Collection System LPDES LA0036412 A1#4841
07/01/2013 To 09/30/2013

Date	Address	Cause	Action	Prevention	Rec. Waters	Amt. Gals	PS	BOD	TSS	pH
7/1/2013	5073 Cumberland Cove Dr.	Pump Station # 308 was down - high wet well - low float was defective. MH# 308-00001.	Recorded sewage discharge and dispatched wash truck to clean the area. The site was deodorized with Cherry Pit and disinfected using Germ-A-Cert. The pump station mechanic was notified - changed floats.	We will periodically monitor this station. Scheduled maintenance records will document operational status of the pump station.	None	350	308	244	1,504	6.92
7/11/2013	2424 Drusilla Lane	Manhole overflowing because of a blockage in the city main collection line. MH# 058-00666.	Recorded sewage discharge and dispatched wash truck to clear the stoppage. The site was deodorized with Cherry Pit and disinfected using Germ-A-Cert. Blue Heat was used to clear the stoppage and clean the collection line of grease which caused the stoppage.	We will periodically wash this section of our collection line. Grease Away was added to assist in the flow.	None	700	58	136	136	7.17
7/14/2013	4018 Indian Run Dr.	Pump Station # 316 was down - high wet well - pump #1 was overloaded, breaker switch tripped. Pump #2 was in off position, switch moved to on position and pumped the station down to normal operating level. Re-set pump # 1. MH# 316-00001.	Recorded sewage discharge and dispatched wash truck to clean the area. The site was deodorized with Cherry Pit and disinfected using Germ-A-Cert. The pump station mechanic was notified - station is now operational.	We will periodically monitor this station. Scheduled maintenance records will document operational status of the pump station.	None	350	316	152	344	6.8
7/19/2013	14772 Jester Ave.	Manhole overflowing because a pipe connected to both sides of invert preventing sewage flow. MH# 146-00034	Recorded sewage discharge and dispatched wash truck to clear the stoppage. The site was deodorized with Cherry Pit and disinfected using Germ-A-Cert. Portion of pipe was broken off to allow sewage flow.	We will periodically wash this section of our collection line. Grease Away was added to assist in the flow.	None	300	146	168	716	6.77
7/22/2013	18757 Santa Maria Dr.	Pump Station # 436 was down - high wet well - ground wire kept shutting pumps down. The ground wire was replaced. MH# 436-00001.	Recorded sewage discharge and dispatched wash truck to clean the area. The site was deodorized with Cherry Pit and disinfected using Germ-A-Cert. The pump station mechanic was notified - replaced ground wire.	We will periodically monitor this station. Scheduled maintenance records will document operational status of the pump station.	None	200	436	171	400	6.83
7/22/2013	9848 Perkins Rd.	Manhole overflowing because of a blockage in the city main collection line. MH# 300-00005.	Recorded sewage discharge and dispatched wash truck to clear the stoppage. The site was deodorized with Cherry Pit and disinfected using Germ-A-Cert. Blue Heat was used to clear the stoppage and clean the collection line.	We will periodically wash this section of our collection line. Grease Away was added to assist in the flow.	None	150	300	115	156	6.97
7/28/2013	19201 Links Court	Pump Station # 388 was down - high wet well - pump station mechanic found no problem. Station now in operation.	Recorded sewage discharge and dispatched wash truck to clean the area. The site was deodorized with Cherry Pit and disinfected using Germ-A-Cert. The pump station	We will periodically monitor this station. Scheduled maintenance records will document operational status of the pump station.	None	150	388	74	273	6.96

**CITY OF BATON ROUGE/PARISH OF EAST BATON ROUGE
SANITARY SEWER OVERFLOWS MONITORING REPORT**

SOUTH Sewer District Collection System LPDES LA0036412 A#4841
07/01/2013 To 09/30/2013

Date	Address	Cause	Action	Prevention	Rec. Waters	Amt. Gals	PS	BOD	TSS	pH
		MH# 388-00001. mechanic was notified.								
7/28/2013	16527 Woodlawn Acres Ave.	Pump Station # 266 was down - high wet well - pushed acknowledgment button to reset the station - pumps began to pump station down. MH# 266-00001.	Recorded sewage discharge and dispatched wash truck to clean the area. The site was deodorized with Cherry Pit and disinfected using Germ-A-Cert. The pump station mechanic was notified, pump station operation is normal.	We will periodically monitor this station. Scheduled maintenance records will document operational status of the pump station.	None	250	266	71	174	6.72
7/29/2013	5280 Jones Creek Rd.	Manhole overflowing because of a blockage in the city main collection line. MH# 428-00007.	Recorded sewage discharge and dispatched wash truck to clear the stoppage. The site was deodorized with Cherry Pit and disinfected using Germ-A-Cert. Blue Heat was used to clear the stoppage and clean the collection line.	We will periodically wash this section of our collection line. Grease Away was added to assist in the flow.	None	150	428	142	168	6.98
08/02/13	1405 Saint Alban's Dr.	Manhole overflowing because of a blockage in the city main collection line. MH# 229-00091A.	Recorded sewage discharge and dispatched wash truck to clear the stoppage. The site was deodorized with Cherry Pit and disinfected using Germ-A-Cert. Blue Heat was used to clear the stoppage and clean the collection line.	We will periodically wash this section of our collection line. Grease Away was added to assist in the flow.	None	500	229	143	256	6.48
8/2/2013	8080 Bluebonnet Blvd.	Manhole overflowing because of a blockage in the city main collection line. Manhole collapse - repair is underway. MH# 300-00010.	Recorded sewage discharge and dispatched wash truck to clear the stoppage. The site was deodorized with Cherry Pit and disinfected using Germ-A-Cert. Bypass has been setup until repair is completed.	We will periodically wash this section of our collection line. Grease Away was added to assist in the flow.	None	15,000	301	117	340	6.72
8/7/2013	13317 Quail Meadow Dr.	Pump Station # 338 was down - high wet well - an electrical problem caused the malfunction. MH# 338-00001.	Recorded sewage discharge and dispatched wash truck to clean the area. The site was deodorized with Cherry Pit and disinfected using Germ-A-Cert. The pump station mechanic was notified.	We will periodically monitor this station. Scheduled maintenance records will document operational status of the pump station.	None	250	338	132	160	7.26
8/8/2013	418 Rainfree Dr.	Manhole overflowing because of a blockage in the city main collection line. MH# 061-00286.	Recorded sewage discharge and dispatched wash truck to clear the stoppage. The site was deodorized with Cherry Pit and disinfected using Germ-A-Cert. Blue Heat was used to clear the stoppage and clean the collection line.	We will periodically wash this section of our collection line. Grease Away was added to assist in the flow.	None	450	61	131	158	7.26
8/10/2013	17837 Creek Hollow	Pump Station # 339 was down - high wet well - air pressure line was bled. MH# 339-00001.	Recorded sewage discharge and dispatched wash truck to clean the area. The site was deodorized with Cherry Pit and disinfected using Germ-A-Cert. The pump station	We will periodically monitor this station. Scheduled maintenance records will document operational status of the pump station.	None	150	339	110	112	7

**CITY OF BATON ROUGE/PARISH OF EAST BATON ROUGE
SANITARY SEWER OVERFLOWS MONITORING REPORT**

SOUTH Sewer District Collection System LPDES LA0036412 AI#4841
07/01/2013 To 09/30/2013

Date	Address	Cause	Action	Prevention	Rec. Waters	Amt. Gals	PS	BOD	TSS	pH
8/10/2013	6110 Bluebonnet Blvd.	Pump Station # 299 was down - high wet well - found broken airline and replaced rotameter. MH# 299-00001.	Recorded sewage discharge and dispatched wash truck to clean the area. The site was deodorized with Cherry Pit and disinfected using Germ-A-Cert. The pump station mechanic was notified, the pumps are back in service.	We will periodically monitor this station. Scheduled maintenance records will document operational status of the pump station.	None	250	299	110	112	7
8/11/2013	2514 Elvin Dr.	Manhole overflowing because of a blockage in the city main collection line. MH# 061-00458.	Recorded sewage discharge and dispatched wash truck to clear the stoppage. The site was deodorized with Cherry Pit and disinfected using Germ-A-Cert. Blue Heat was used to clear the stoppage and clean the collection line.	We will periodically wash this section of our collection line. Grease Away was added to assist in the flow.	None	250	61	123	160	6.92
8/15/2013	Staring Lane @ Burbank Dr.	Pump Station # 061 was down - South Wastewater Treatment Plant loss power due to problem with the transmission line. MH# 061-00388.	Recorded sewage discharge and dispatched wash truck to clean the area. The site was deodorized with Cherry Pit and disinfected using Germ-A-Cert. Notified Entergy Utility Company.	We will periodically monitor this station. Scheduled maintenance records will document operational status of the pump station.	None	3,750,000	61	93	219	6.87
8/21/2013	8929 Summa Dr.	Pump Station # 193 was down - high wet well - stoppage found in pumps causing the malfunction. MH# 193-00001.	Recorded sewage discharge and dispatched wash truck to clean the area. The site was deodorized with Cherry Pit and disinfected using Germ-A-Cert. The pump station mechanic was notified, the pumps are back in service.	We will periodically monitor this station. Scheduled maintenance records will document operational status of the pump station.	Ward's Creek 21-3	250	193	117	136	7.11
8/22/2013	979 O'Neal Lane	Pump Station # 325 was down - high wet well - Falcon Cable Works bored through our 16" inch force main line. MH# 325-00001.	Recorded sewage discharge and dispatched wash truck to clean the area. The site was deodorized with Cherry Pit and disinfected using Germ-A-Cert. The pump station mechanic was notified, shut the station down. Replacement of line segment that was bored through, secured with sleeves.	We will periodically monitor this line segment. Scheduled maintenance records will document operational status of the pump station.	Honey Cut Bayou 33	30,000	325	147	160	7.11
8/27/2013	3 Rue Sorborne	Pump Station # 401 was down - high wet well - one pump was bad band was replaced, the other pump had a blockage and was cleared. MH# 401-00001.	Recorded sewage discharge and dispatched wash truck to clean the area. The site was deodorized with Cherry Pit and disinfected using Germ-A-Cert. The pump station mechanic was notified, the pumps are back in service.	We will periodically monitor this station. Scheduled maintenance records will document operational status of the pump station.	Bayou Duplantier 21-2-2	250	401	80	122	6.52
8/27/2013	11 Rue Toulouse	Pump Station # 401 was down - high wet well - one pump was bad band was replaced, the other pump had a blockage and was cleared. MH# 401-00001.	Recorded sewage discharge and dispatched wash truck to clean the area. The site was deodorized with Cherry Pit and disinfected using Germ-A-Cert. The pump station mechanic was notified, the pumps are back in service.	We will periodically monitor this station. Scheduled maintenance records will document operational status of the pump station.	Bayou Duplantier 21-2-2	250	401	80	122	6.52

**CITY OF BATON ROUGE/PARISH OF EAST BATON ROUGE
SANITARY SEWER OVERFLOWS MONITORING REPORT**

SOUTH Sewer District Collection System LPDES LA0036412 A#4841
07/01/2013 To 09/30/2013

Date	Address	Cause	Action	Prevention	Rec. Waters	Amt. Gals	PS	BOD	TSS	pH
9/18/2013	2335 Gardere Lane	Manhole overflowing because of a blockage in the city main collection line. MH# 061-05076.	Recorded sewage discharge and dispatched wash truck to clear the stoppage. The site was deodorized with Cherry Pit and disinfected using Germ-A-Cert. Blue Heat was used to clear the stoppage and clean the collection line.	We will periodically wash this section of our collection line. Grease Away was added to assist in the flow.	None	100	61	166	157	7.07
9/19/2013	5525 Reitz Ave.	Pump Station # 307 was down - high wet well - pulled both pumps - cleared the stoppage from them. MH# 307-00001.	Recorded sewage discharge and dispatched wash truck to clean the area. The site was deodorized with Cherry Pit and disinfected using Germ-A-Cert. The pump station mechanic was notified.	We will periodically monitor this station. Scheduled maintenance records will document operational status of the pump station.	None	250	307	161	152	7.07
9/25/2013	1031 West Lee Dr.	Manhole overflowing because of a blockage in the city main collection line due to grease build-up. MH# 305-00016.	Recorded sewage discharge and dispatched wash truck to clear the stoppage. The site was deodorized with Cherry Pit and disinfected using Germ-A-Cert. Blue Heat was used to clear the stoppage and clean the collection line.	We will periodically wash this section of our collection line. Grease Away was added to assist in the flow.	None	100	305	96	128	7.05
9/21/2013	11562 Brunswick Ave.	Manhole overflowing because of a blockage in the city main collection line. MH# 278-00028.	Recorded sewage discharge and dispatched wash truck to clear the stoppage. The site was deodorized with Cherry Pit and disinfected using Germ-A-Cert. Blue Heat was used to clear the stoppage and clean the collection line.	We will periodically wash this section of our collection line. Grease Away was added to assist in the flow.	Bayou Manchac 20-3	1,500	278	105	118	7.05
9/30/2013	1733 Starboard Dr.	Manhole overflowing because of a blockage in the city main collection line. MH# 061-00360D.	Recorded sewage discharge and dispatched wash truck to clear the stoppage. The site was deodorized with Cherry Pit and disinfected using Germ-A-Cert. Blue Heat was used to clear the stoppage and clean the collection line.	We will periodically wash this section of our collection line. Grease Away was added to assist in the flow.	None	150	61	164	269	6.53

**CITY OF BATON ROUGE/PARISH OF EAST BATON ROUGE
SANITARY SEWER OVERFLOWS MONITORING REPORT**

CENTRAL Sewer District Collection System LPDES LA0036421A/# 4842
07/01/2013 To 09/30/2013

Date	Address	Cause	Action	Prevention	Rec. Waters	Amt. Gals	PS	BOD	TSS	pH
JULY - NONE										
AUGUST - NONE										
9/19/2013	South Acadian	Pump Station # 005 was down - high wet well - power failure. MH# 005-00001.	Recorded sewage discharge and dispatched wash truck to clean the area. The site was deodorized with Cherry Pit and disinfected using Germ-A-Cert. The pump station mechanic was notified.	We will periodically monitor this station. Scheduled maintenance records will document operational status of the pump station.	Dawson Creek	250	5	245	148	7.1

**CITY OF BATON ROUGE/PARISH OF EAST BATON ROUGE
SANITARY SEWER OVERFLOWS MONITORING REPORT**

NORTH Sewer District Collection System LPDES LA0036439A1# 4843
07/01/2013 To 09/30/2013

Date	Address	Cause	Action	Prevention	Rec. Waters	Amt. Gals	PS	BOD	TSS	pH
7/23/2013	6111 Landmor Dr.	Manhole overflowing because of a blockage in the city main collection line. MH# 220-00005.	Recorded sewage discharge and dispatched wash truck to clean the stoppage. The site was deodorized with Cherry Pit and disinfected using Germ-A-Cert. Blue Heat was used to clear the stoppage and clean the collection line.	We will periodically wash this section of our collection line. Grease Away was added to assist in the flow.	None	150	220	126	97	6.16
8/12/2013	18125 Old Baker Rd.	Pump Station # 65 was down - high wet well - No.2 starter overload switch malfunction. Replaced over load switch - control wire issues also. MH# 065-00001.	Recorded sewage discharge and dispatched wash truck to clean the area. The site was deodorized with Cherry Pit and disinfected using Germ-A-Cert. The pump station mechanic was notified, returning to get pump station operational.	We will periodically monitor this station. Scheduled maintenance records will document operational status of the pump station.	Cypress Bayou 15-1	2,500	65	122	154	7.29
8/29/2013	18125 Old Baker Rd.	Pump Station # 65 was down - high wet well - caused by an overload that tripped the breaker switch. MH# 065-00001.	Recorded sewage discharge and dispatched wash truck to clean the area. The site was deodorized with Cherry Pit and disinfected using Germ-A-Cert. The pump station mechanic was notified, station operational.	We will periodically monitor this station. Scheduled maintenance records will document operational status of the pump station.	Cypress Bayou 15-1	2,000	65	147	133	7.44
9/9/2013	14823 Saddle Ave.	Pump Station # 223 was down - high wet well - station pumped down by hand, normally booster station engages from rain event or surcharge conditions. MH# 223-00001.	Recorded sewage discharge and dispatched wash truck to clean the area. The site was deodorized with Cherry Pit and disinfected using Germ-A-Cert. The pump station mechanic was notified.	We will periodically monitor this station. Scheduled maintenance records will document operational status of the pump station.	Beaver Bayou	250	223	227	134	6.78

Pat Smith

From: Cynthia D. Thomas
Sent: Monday, July 08, 2013 11:05 AM
To: 'spoc@LA.GOV'; 'Gooden-Jackson.Gladys@epamail.epa.gov'; Cheryl Berry; Calvin Hayes; Gregory Lewis; 'Mary.David@LA.GOV'; David Guillory; Todd Teepell; Vicki Ganaway; Pat Smith
Cc: Mitch O'brien; Cynthia D. Thomas
Subject: OVERFLOW AT CENTRAL TREATMENT PLANT - LA0036421 AI#4842

Central Treatment Plant LA0036421 AI#4842
2443 River Road
Baton Rouge, LA 70802

Beginning Date: 07/08/2013
Beginning Time: 0530 hours

Ending Date: 07/08/2013
Ending Time: 0535 hours

We had an overflow at the Central Treatment Plant that was due to a pump failure at the trickling filter wet well which resulted in an overflow from an existing crack of that wet well. An estimated 250 gallons of wastewater overflowed onto the plant grounds. The Sanitary Sewer Response Plan was not followed, due to no clean up measures were performed. If necessary, an official report will follow.

Thanks,
Cynthia Thomas
Assistant Wastewater Laboratory Supervisor
City of Baton Rouge/Parish of East Baton Rouge
2443 River Rd. Baton Rouge, LA 70802
Ph (225) 389-3240, ext. 339
Fax (225) 389-3111

Pat Smith

From: Cynthia D. Thomas
Sent: Tuesday, July 09, 2013 10:56 AM
To: 'spoc@LA.GOV'; 'Gooden-Jackson.Gladys@epamail.epa.gov'; Cheryl Berry; Calvin Hayes; Gregory Lewis; 'Mary.David@LA.GOV'; David Guillory; Todd Teepell; Vicki Ganaway; Pat Smith
Cc: Mitch O'brien; Cynthia D. Thomas
Subject: OVERFLOW & FULL PLANT BYPASS AT CENTRAL TREATMENT PLANT - LA0036421 AI# 4842

Central Treatment Plant LA0036421 AI#4842
2443 River Road
Baton Rouge, LA 70802

OVERFLOW

Beginning Date: 07/08/2013
Beginning Time 1410 hours

Ending Date: 07/08/2013
Ending Time: 1455 hours

FULL PLANT BYPASS

Beginning Date: 07/08/2013
Beginning Time 1445 hours

Ending Date: 07/08/2013
Ending Time: 1530 hours

We had an overflow and full plant bypass at the Central Treatment Plant that was due to a local power outage. During this time an estimated 3,938 gallons of wastewater overflowed onto the plant grounds. The overflow continued until the plant was placed on full bypass by operation. At the time of the full plant bypass, an estimated 78,750 gallons of wastewater was discharged to the Mississippi River. The local utility company Entergy was called and power was resorted to the plant. The Sanitary Sewer Response Plan was followed during the incident. Mint 32 and sand was used for disinfection during cleanup measures. If necessary, an official report will follow.

Thanks,
Cynthia Thomas
Assistant Wastewater Laboratory Supervisor
City of Baton Rouge/Parish of East Baton Rouge
2443 River Rd. Baton Rouge, LA 70802
Ph (225) 389-3240, ext. 339
Fax (225) 389-3111

Pat Smith

From: Cynthia D. Thomas
Sent: Monday, July 15, 2013 2:49 PM
To: 'spoc@LA.GOV'; 'Gooden-Jackson.Gladys@epamail.epa.gov'; Cheryl Berry; Calvin Hayes; Gregory Lewis; 'Mary.David@LA.GOV'; David Guillory; Todd Teepell; Vicki Ganaway; Pat Smith
Cc: Mitch O'brien; Cynthia D. Thomas; 'spoc@LA.GOV'
Subject: Unauthorized Discharge/Spillage at Central Treatment Plant - LA0036421 AI#4842 (A)

Central Treatment Plant LA0036421 AI#4842
2443 River Road
Baton Rouge, LA 70808

Beginning Date: 07/12/2013
Beginning Time: 1715 hours

Ending Date: 07/12/2013
Ending Time: 1900 hours

We had an unauthorized discharge/spillage at Central Treatment Plant that was due to a broken "T" handle on the sludge valve from digester number two. Operators dug up the valve, and removed the broken handle which stopped the leak. Vacuum trucks were called out to remove the unauthorized discharge/spillage from plant grounds. Cherry D, lime, sand, and Mint 64 was used for disinfection during cleanup measures. An estimated 4,124 gallons spilled onto plant grounds. The Sanitary Sewer Response Plan was followed during the incident. If necessary, an official report will follow.

Thanks,
Cynthia Thomas
Assistant Wastewater Laboratory Supervisor
City of Baton Rouge/Parish of East Baton Rouge
2443 River Rd. Baton Rouge, LA 70802
Ph (225) 389-3240, ext. 339
Fax (225) 389-3111

Pat Smith

From: Cynthia D. Thomas
Sent: Monday, July 15, 2013 2:49 PM
To: 'spoc@LA.GOV'; 'Gooden-Jackson.Gladys@epamail.epa.gov'; Cheryl Berry; Calvin Hayes; Gregory Lewis; 'Mary.David@LA.GOV'; David Guillory; Todd Teepell; Vicki Ganaway; Pat Smith
Cc: Mitch O'brien; Cynthia D. Thomas
Subject: Unauthorized Discharge/Spillage at Central Treatment Plant - LA0036421 AI#4842 (B)

Central Treatment Plant LA0036421 AI#4842
2443 River Road
Baton Rouge, LA 70808

Beginning Date: 07/13/2013
Beginning Time: 1330 hours

Ending Date: 07/14/2013
Ending Time: 0030 hours

We had an unauthorized discharge/spillage at Central Treatment Plant that was due to a broken "T" handle on the sludge valve from digester number two. Operators dug up the valve, and removed the broken handle which stopped the leak. Vacuum trucks were called out to remove the unauthorized discharge/spillage from the plant grounds. Cherry D, lime, sand, and Mint 64 was used for disinfection during cleanup measures. An estimated 25,920 gallons spilled onto plant grounds. The Sanitary Sewer Response Plan was followed during the incident. If necessary, an official report will follow.

Thanks,
Cynthia Thomas
Assistant Wastewater Laboratory Supervisor
City of Baton Rouge/Parish of East Baton Rouge
2443 River Rd. Baton Rouge, LA 70802
Ph (225) 389-3240, ext. 339
Fax (225) 389-3111

Pat Smith

From: Cynthia D. Thomas
Sent: Friday, July 26, 2013 11:18 AM
To: Cynthia D. Thomas; 'spoc@LA.GOV'; 'Gooden-Jackson.Gladys@epamail.epa.gov'; Cheryl Berry; Mitch O'brien; Calvin Hayes; 'Mary.David@LA.GOV'; David Guillory; Todd Teepell; Gregory Lewis; Pat Smith; Vicki Ganaway
Subject: RE: OVERFLOW AT CENTRAL TREATMENT PLANT - LA0036421 AI#4842

Correction,

The Ending date is 07/25/2013.

Thanks,
Cynthia Thomas
Assistant Wastewater Laboratory Supervisor
City of Baton Rouge/Parish of East Baton Rouge
2443 River Rd. Baton Rouge, LA 70802
Ph (225) 389-3240, ext. 339
Fax (225) 389-3111

From: Cynthia D. Thomas
Sent: Friday, July 26, 2013 11:05 AM
To: 'spoc@LA.GOV'; 'Gooden-Jackson.Gladys@epamail.epa.gov'; Cheryl Berry; Mitch O'brien; Calvin Hayes; 'Mary.David@LA.GOV'; David Guillory; Todd Teepell; Gregory Lewis; Pat Smith; Vicki Ganaway
Cc: Cynthia D. Thomas
Subject: OVERFLOW AT CENTRAL TREATMENT PLANT - LA0036421 AI#4842

Central Treatment Plant LA0036421 AI# 4842
2443 River Road
Baton Rouge, LA 70802

Beginning Date: 07/25/2013
Beginning Time: 1400 hours

Ending Date: 07/25/2012
Ending Time: 1430 hours

We had an overflow at the Central Treatment Plant that was due to the transfer of secondary treated effluent to the snail screen. The return pumps in the snail screen's wet pit malfunctioned causing an overflow onto the plant grounds. Operators turned off the secondary effluent pumps from the clarifiers which ended the overflow. Lime and Mint 64 was used for disinfection during cleanup measures. The Sanitary Sewer Response Plan was followed during the incident. An estimated 8,100 gallons spilled onto plant grounds. If necessary, an official report will follow.

Thanks,

Pat Smith

From: Pat Smith
Sent: Thursday, August 01, 2013 2:26 PM
To: 'spoc@LA.GOV'; 'Gooden-Jackson.Gladys@epamail.epa.gov'; Cheryl Berry; Calvin Hayes; 'Mary.David@LA.GOV'; David Guillory; Todd Teepell; Gregory Lewis; Pat Smith; Vicki Ganaway
Cc: Mitch O'brien; Cynthia D. Thomas
Subject: Overflow at Central Treatment Plant LA0036421 AI# 4842

Central Treatment Plant LA0036421 AI# 4842
2443 River Road
Baton Rouge, LA 70802

Beginning Date: 08/01/2013
Beginning Time: 0910 hours

Ending Date: 08/01/2012
Ending Time: 0920 hours

We had an overflow at the Central Treatment Plant from the primary effluent wet well caused by a malfunction of the bubbler system which controls the trickling filter pumps, thereby preventing the pumps from operating properly. The Plant Electricians are trouble shooting the system and making necessary repairs. Cleaned the area with Mint 64/disinfectant and washed down. The Sanitary Sewer Overflow Response Plan was followed during this incident. An estimated 820 gallons spilled onto plant grounds. If necessary, an official written report will follow.

Patricia Smith, Administrative Specialist II
City of Baton Rouge
Department of Public Works/WWT&D
2443 River Road
Baton Rouge, LA 70802
225-389-3240-phone
225-389-3111-fax
psmith@brgov.com

Tracking:

<100000 gallons
No Report Necessary

Pat Smith

From: Cynthia D. Thomas
Sent: Wednesday, August 14, 2013 12:26 PM
To: 'spoc@LA.GOV'; 'Gooden-Jackson.Gladys@epamail.epa.gov'; Cheryl Berry; Calvin Hayes; Gregory Lewis; 'Mary.David@LA.GOV'; David Guillory; Todd Teepell; Vicki Ganaway; Pat Smith
Cc: Mitch O'brien; Cynthia D. Thomas
Subject: OVERFLOW AT CENTRAL TREATMENT PLANT - LA0036421 AI#4842

Central Treatment Plant LA0036421 AI# 4842
2443 River Road
Baton Rouge, LA 70802

Beginning Date: 08/14/2013
Beginning Time: 0905 hours

Ending Date: 08/14/2013
Ending Time: 0915 hours

We had an overflow at the Central Treatment Plant that was due to an electrical malfunction of the Programmable Logic Controller (PLC), which caused the trickling filter pumps to fail. Plant Operations reset the pumps and normal operations resumed. An estimated 350 gallons of Primary Treated Wastewater overflowed onto plant grounds. Mint 64 was used for disinfection during cleanup measures. The Sanitary Sewer Response Plan was followed during the incident. If necessary, an official written report will follow.

Thanks,
Cynthia Thomas
Assistant Wastewater Laboratory Supervisor
City of Baton Rouge/Parish of East Baton Rouge
2443 River Rd. Baton Rouge, LA 70802
Ph (225) 389-3240, ext. 339
Fax (225) 389-3111

Pat Smith

NO Report

From: Cynthia D. Thomas
Sent: Friday, September 20, 2013 2:39 PM
To: spoc@LA.GOV; 'Gooden-Jackson.Gladys@epamail.epa.gov'; Cheryl Berry; Calvin Hayes; Gregory Lewis; David Guillory; Todd Teepell; 'Mary.David@LA.GOV'; Pat Smith; Vicki Ganaway
Cc: Mitch O'brien; Cynthia D. Thomas
Subject: OVERFLOW AT CENTRAL TREATMENT PLANT - LA0036421 AI#4842

Central Treatment Plant LA0036421 AI# 4842
2443 River Road
Baton Rouge, LA 70802

Beginning Date: 09/20/2013
Beginning Time: 1150 hours
Ending Date: 09/20/2013
Ending Time: 1200 hours

We had an overflow at the Central Treatment Plant that was due to pumps malfunctioned at the snail screen basin which caused the wet pit to overflow. The overflow was pumped back into the system. An estimated 60 gallons of Secondary Treated Effluent Wastewater overflowed onto plant grounds. Mint 64 was used for disinfection during cleanup measures. The Sanitary Sewer Response Plan was followed during the incident. If necessary, an official written report will follow.

Thanks,
Cynthia Thomas
Assistant Wastewater Laboratory Supervisor
City of Baton Rouge/Parish of East Baton Rouge
2443 River Rd. Baton Rouge, LA 70802
Ph (225) 389-3240, ext. 339
Fax (225) 389-3111

Cynthia D. Thomas

NO Report

From: Cynthia D. Thomas
Sent: Monday, September 09, 2013 2:04 PM
To: spoc@LA.GOV; 'Gooden-Jackson.Gladys@epamail.epa.gov'; Cheryl Berry; Calvin Hayes; Gregory Lewis; 'Mary.David@LA.GOV'; David Guillory; Todd Teepell; Vicki Ganaway; Pat Smith
Cc: Mitch O'brien; Cynthia D. Thomas
Subject: RE: Overflow Central Treatment Plant - LA0036421 AI#4842 (REVISED)

Central Treatment Plant LA0036421 AI# 4842
2443 River Road
Baton Rouge, LA 70802

Beginning Date: 09/06/2013
Beginning Time: 2130 hours

Ending Date: 09/07/2013
Ending Time: 0030 hours

We had an overflow at the Central Treatment Plant that was due to a mechanical malfunction of the check valve on the sump pump at the belt press wet pit. The Plant Electrician was called out to make the necessary repairs, and normal operations resumed. An estimated 41,700 gallons of wastewater/plant wash water overflowed onto plant grounds. Mint 64 was used for disinfection during cleanup measures. The Sanitary Sewer Response Plan was followed during the incident. If necessary, an official written report will follow.

Thanks,
Cynthia Thomas
Assistant Wastewater Laboratory Supervisor
City of Baton Rouge/Parish of East Baton Rouge
2443 River Rd. Baton Rouge, LA 70802
Ph (225) 389-3240, ext. 339
Fax (225) 389-3111

From: LABTECH - DPW
Sent: Saturday, September 07, 2013 6:25 AM
To: spoc@LA.GOV; GOODEN-JACKSON.GLADYS@EPA.GOV
Cc: Cheryl Berry; Cynthia D. Thomas; Mitch O'brien; Pat Smith; Calvin Hayes; LABTECH - DPW
Subject: Overflow Central Treatment Plant - LA0036421 AI#4842

We had an overflow at the Central Treatment Plant – LA0036421 AI#4842
2443 River Road

NO Report

Pat Smith

From: Cynthia D. Thomas
Sent: Wednesday, September 25, 2013 2:21 PM
To: spoc@LA.GOV; 'Gooden-Jackson.Gladys@epamail.epa.gov'; Cheryl Berry; Calvin Hayes; Gregory Lewis; David Guillory; Todd Teepell; 'Mary.David@LA.GOV'; Pat Smith; Vicki Ganaway
Cc: Mitch O'brien; Cynthia D. Thomas
Subject: OVERFLOW AT CENTRAL TREATMENT PLANT - LA0036421 AI#4842

Central Treatment Plant LA0036421 AI# 4842
2443 River Road
Baton Rouge, LA 70802

Beginning Date: 09/25/2013
Beginning Time: 0915 hours

Ending Date: 09/25/2013
Ending Time: 0920 hours

We had an overflow at the Central Treatment Plant that was due to an electrical malfunction of the Programmable Logic Controller (PLC), which caused the trickling filter pumps to fail. Plant Operators reset the pumps and normal operations resumed. An estimated 478 gallons of Primary Treated Wastewater overflowed onto plant grounds. Mint 32 was used for disinfection during cleanup measures. The Sanitary Sewer Response Plan was followed during the incident. If necessary, an official written report will follow.

Thanks,
Cynthia Thomas
Assistant Wastewater Laboratory Supervisor
City of Baton Rouge/Parish of East Baton Rouge
2443 River Rd. Baton Rouge, LA 70802
Ph (225) 389-3240, ext. 339
Fax (225) 389-3111

Pat Smith

NO Report

From: Cynthia D. Thomas
Sent: Thursday, September 12, 2013 11:22 AM
To: spoc@LA.GOV; 'Gooden-Jackson.Gladys@epamail.epa.gov'; Cheryl Berry; Hugh Taylor; Clay Vanveckhoven; David Guillory; Todd Teepell; 'Mary.David@LA.GOV'; Pat Smith; Barbara J. Ourso; Elma James
Cc: Mitch O'brien; Cynthia D. Thomas
Subject: Unauthorized Discharge/Spillage at South Treatment Plant - LA0036412 AI#4841

South Treatment Plant LA0036412 AI#4841
2850 Gardere Lane
Baton Rouge, LA 70812

Beginning Date: 09/12/2013
Beginning Time: 0935 hours

Ending Date: 09/12/2013
Ending Time: 0937 hours

We had an unauthorized discharge/spillage at South Treatment plant that was due to maintenance personnel inadvertently closed a valve feeding the forcemain final clarifiers, which overflowed the splitter box. The spill was contained onsite, and pumped back into the system. The area was disinfected with Cherry D. An estimated 300 gallons of Primary Treated Wastewater spilled onto plant grounds. The Sanitary Sewer Response Plan was followed during the incident. If necessary, an official written report will follow.

Thanks,
Cynthia Thomas
Assistant Wastewater Laboratory Supervisor
City of Baton Rouge/Parish of East Baton Rouge
2443 River Rd. Baton Rouge, LA 70802
Ph (225) 389-3240, ext. 339
Fax (225) 389-3111



Department of Public Works

City of Baton Rouge
Parish of East Baton Rouge

Post Office Box 1471
Baton Rouge, Louisiana
70821

FILE COPY

July 31, 2013

Department of Environmental Quality
Office of Environmental Compliance
Enforcement Division
Post Office Box 4312
Baton Rouge, Louisiana 70821-4312

Attention: Permit Compliance Unit


Re: LPDES Permit No. LA0036412 AI # 4841
Overflow

We had an overflow at the South Treatment Plant which occurred on July 27, 2013, from 1720 hours to 1820 hours for a total duration of 1 hour. During this time, an estimated 1,223,000 gallons of untreated wastewater overflowed onto the plant grounds.

The overflow at the Preliminary Treatment Facility (PTF) wet well was due to a power failure at the Final Effluent Pump Station. This pump station supplies plant effluent to flush/clean the drum screens at the newly installed (PTF) head works. The local utility company (Entergy) was called out to restore power and normal operations resumed. The Sanitary Sewer Response Plan was followed during the incident.

Should you require additional information concerning this matter, please let me know.

Sincerely yours,



David R. Guillory, P.E.
Director of Public Works

DRG/CB/pas

xc: Mary Roper, Parish Attorney
Cheryl Berry, PE, Special Projects Engineer
Charles O'Brien, Wastewater Laboratory Supervisor
Hugh Taylor, Wastewater Treatment Plant Supervisor (STP)



Department of Public Works

City of Baton Rouge
Parish of East Baton Rouge

Post Office Box 1471
Baton Rouge, Louisiana
70821

FILE COPY

September 24, 2013

Department of Environmental Quality
Office of Environmental Compliance
Enforcement Division
Post Office Box 4312
Baton Rouge, Louisiana 70821-4312

Attention: Permit Compliance Unit

Re: LPDES Permit No. LA0036412 AI # 4841
Overflow

We had an overflow at the South Treatment Plant which occurred on September 21, 2013, from 0700 hours to 0730 hours for a total duration of 30 minutes. During this time, an estimated 1,104,000 gallons of untreated wastewater overflowed onto the plant grounds.

This overflow occurred at the newly installed head works, and was caused by pump failure of the Equalization Tank (EQ) System. Plant Operators corrected the malfunction by putting the Equalization Tank System into the manual control position. The Sanitary Sewer Response Plan was followed during the incident.

Should you require additional information concerning this matter, please let me know.

Sincerely yours,

David R. Guillory, P.E.
Director of Public Works

DRG/CB/pas

xc: Mary Roper, Parish Attorney
Cheryl Berry, PE, Special Projects Engineer
Charles O'Brien, Wastewater Laboratory Supervisor
Hugh Taylor, Wastewater Treatment Plant Supervisor (STP)



Department of Public Works

City of Baton Rouge
Parish of East Baton Rouge

Post Office Box 1471
Baton Rouge, Louisiana
70821

August 22, 2013

U. S. Environmental Protection Agency
Compliance Assurance and Enforcement Division
Water Enforcement Branch (6EN-W)
1445 Ross Avenue
Dallas, Texas 75202-2733

Attention: Mrs. Gladys Gooden-Jackson

Re: LPDES Permit No. LA0036412A1 #4841
Staring Lane Extension SSO

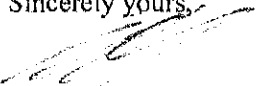
Dear Mrs. Jackson:

This letter is to provide information regarding an overflow at the Staring Lane Extension and Burbank Dr. which occurred on Thursday, August 15, 2013. At approximately 22:30 hours the South Wastewater Treatment Plant lost all electrical power coming into the plant. Entergy Utility Company was notified immediately, and we were told they had a problem with a transmission line that was currently affecting more than 3100 customers.

When the power was restored at approximately 01:00 hours, we experienced problems getting the Gravity Influent Pump Station (GIPS) back up and running, therefore causing an overflow in the area of Staring Lane and Burbank Drive. Total sewerage discharge was approximately 3,750,000 gallons. To prevent this from happening in the future mandatory re-training will be required on engagement procedures to restore operation to the relatively new installation of the upgraded Gravity Influent Pump Station. Germ-A-Cert plus was used to deodorize and disinfect the land that was contaminated by the waste product and the area was sprayed using the wash truck to clean up the ground. Procedures outlined in the SSO Response Plan were followed during this incident.

Should you require additional information concerning this matter, please let me know.

Sincerely yours,


David R. Guillory, P.E.
Public Works Director

DG/dh

xc: Bryan Harmon, Public Works Deputy Director
Monica Sprull, Public Works Assistant Director
Rick Wright, P.E., Public Works Engineering
Cheryl Berry, P.E., Wastewater Treatment Manager
Greg Wiley, Wastewater Collection Systems Manager
Mary Roper, Parish Attorney

Pat Smith

NO Report Necessary

From: Pat Smith
Sent: Tuesday, August 20, 2013 9:19 AM
To: 'spoc@LA.GOV'; 'Gooden-Jackson.Gladys@epamail.epa.gov'; 'Mary.David@LA.GOV'; David Gullory; Todd Teepell; Cheryl Berry; Hugh Taylor; Barbara J. Ourso; Elma James
Cc: Cynthia D. Thomas; Mitch O'brien
Subject: Overflow at South Treatment Plant-LA0036412 AI# 4841

South Treatment Plant LA0036412 AI# 4841
2850 Gardere Lane
Baton Rouge, LA 70812

Beginning Date: 08/19/2013
Beginning Time: 1100 hours

Ending Date: 08/19/2013
Ending Time: 1300 hours

We had an overflow at the South Treatment Plant that was due to a ruptured city water line which supplies water to the trickling filter pump station caused by state maintenance workers cleaning areas outside the plant. Baton Rouge Water Company / Plant Maintenance made the necessary repairs. An estimated 500 gallons of Primary Treated Wastewater overflowed onto plant grounds. Mint 64 was used for disinfection during cleanup measures. The Sanitary Sewer Overflow Response Plan was followed during the incident. If necessary, an official written report will follow.

Patricia Smith, Administrative Specialist II
City of Baton Rouge
Department of Public Works/WWT&D
2443 River Road
Baton Rouge, LA 70802
225-389-3240-phone
225-389-3111-fax
psmith@brgov.com

Part E:
Consent Decree
Compliance Status

Baton Rouge Consent Decree Quarterly Report Part E - Consent Decree Compliance Status

Requirement: Pursuant to Exhibit I of the Consent Decree, the City/Parish shall report Consent Decree compliance status in each quarterly report and provide a brief narrative summary of non-compliance items and any other information required to convey activity status as it relates to compliance or non-compliance with the Consent Decree.

Compliance Status

- The City/Parish was not in compliance with the South Treatment Plant LPDES Permit No. LA0036412 AI# 4841 during the reporting period. The South Wastewater Treatment Plant (SWWTP) exceeded the permit three weekly and one monthly Fecal Coliform excursions for the period shown in the table below. The total amount of stipulated penalties identified for non-compliant activities at the South Plant during this reporting period is \$6,500. Non-compliance was due to operational issues at the South Wastewater Treatment Plant.

During this reporting period, the South Treatment Plant elevated test data were due to extensive plant upgrades associated with the Consent Decree. The ongoing construction activities, new equipment installations and tie-ins to the existing treatment plant are scheduled to be completed near the end of 2014 under the Sanitary Sewer Overflow Program. Further noncompliance is not anticipated.

SWWTP	Permit Level	3 rd Quarter 2013			Stipulated Penalty		
		Jul	Aug	Sept	# of Occurrences	Per Occurrence	Total
<u>BOD</u>							
7-Day Avg. (mg/l)	45	C	C	C			
Monthly Avg. (mg/l)	30	C	C	C			
Monthly Avg. (lbs/day)	13,511	C	C	C			
Percent Removal	75%	C	C	C			
<u>TSS</u>							
7-Day Avg. (mg/l)	45	C	C	C			
Monthly Avg. (mg/l)	30	C	C	C			
Monthly Avg. (lbs/day)	13,511	C	C	C			
Percent Removal	75%	C	C	C			
<u>Fecal Coliform</u>							
7-Day Avg. (mg/l)	400 col/100ml	749	1266	C	2	\$1,000	\$2,000
		467			1	\$1,000	\$1,000
		959			1	\$1,000	\$1,000
Monthly Avg. (mg/l)	200 col/100ml	415	C	C	1	\$2,500	\$2,500
Total							\$6,500

C-Compliance

Part E - Consent Decree Compliance Status

2. The City/Parish was in compliance with the Central Treatment Plant LPDES Permit No. LA0036421 AI# 4842 during the reporting period.

3. The City/Parish was in compliance with the North Treatment Plant LPDES Permit No. LA0036439 AI# 4843 during the reporting period.

The City/Parish [is] [is not] in full compliance with Consent Decree for the period 07/ 01 / 13 to 09/ 30 / 13. If not, see comments above.