



# **Baton Rouge SSO Program**

## **2002 Consent Decree**

Quarterly Report No. 11

---

**January 24, 2005**



## Department of Public Works

City of Baton Rouge  
Parish of East Baton Rouge

Post Office Box 1471  
Baton Rouge, Louisiana  
70821

January 24, 2005

### CERTIFIED – RETURN RECEIPT REQUESTED

Chief,  
Water Enforcement Branch (6EN-W)  
Compliance Assurance and Enforcement Division  
U.S. Environmental Protection Agency, Region VI  
1445 Ross Avenue  
Dallas, Texas 75202-2733

Re: City of Baton Rouge and Parish of East Baton Rouge  
Consent Decree-Civil Action No. 01-978-B-M3  
Eleventh Quarterly Report - **Period Ending December 31, 2004**

Gentlemen:

Pursuant to Paragraph 51 of the Consent Decree, the City of Baton Rouge and Parish of East Baton Rouge hereby submits the 11<sup>th</sup> Consent Decree Quarterly Report covering activities for the quarter ending December 31, 2004. This report contains a summary of compliance with and activities related to:

- Cross Connection Elimination Plan
- Collection System Preventive Maintenance Program (PMP)
- Sanitary Sewer Overflow Response Plan (SSORP)
- Reporting of Unauthorized Discharges
- Supplemental Environmental Projects (SEP)
- Consent Decree Compliance Status


These activities are described in Sections VIII, IX, X, XI, XX and XXI of the Consent Decree.

Pursuant to Paragraph 49 and 117 of the Consent Decree, the City of Baton Rouge and Parish of East Baton Rouge hereby submits for review and approval three copies of the 11<sup>th</sup> Consent Decree Quarterly Report to the US EPA and LDEQ and one copy to the US DOJ and City/Parish DPW.

I certify that the information contained in or accompanying this Eleventh Quarterly Report is true, accurate and complete. As to those identified portions of this document for which I cannot personally verify their truth and accuracy, I certify as the official

having supervisory responsibility for the persons who, acting under my direct instructions, made the verification, that this is true, accurate and complete.

Sincerely,



Jeff Broussard, PE  
Deputy Director

Cc: Honorable Melvin L. "Kip" Holden, Mayor-President  
Mr. Walter Monsour, Chief Administrative Officer  
Chief, Environmental Enforcement Section, US DOJ  
Mr. Bruce Hammatt, LDEQ  
Ms. Peggy Hatch, LDEQ  
Mr. Harold Leggett, LDEQ  
Ms. Mona Tate, US EPA Region 6  
Mr. Carlos Zequeira, (6RC-EA)  
Ms. Vivian Hare, (6EN-WC)  
Mr. Jim Thompson  
Ms. Irys Allgood  
Representative William Daniel  
Mr. Mark LeBlanc  
Mr. Bryan Harmon  
Mr. Richard Wright  
Mr. Robert Groht  
Mr. David Ratcliff  
Mr. Bill McHie, MWH

**Baton Rouge 2002 Consent Decree Quarterly Report**  
**Summary of Activity Totals**  
**January 1 - December 31, 2004**

Summary of Activities	1st Quarter (8)		2nd Quarter (9)		3rd Quarter (10)		4th Quarter (11)		Totals		
	8th Quarterly Total	Cum. % Complete	9th Quarterly Total	Cum. % Complete	10th Quarterly Total	Cum. % Complete	11th Quarterly Total	Cum. % Complete	Cum. Annual Total	Cum. % Complete	Annual Goal
<b>Gravity Collection System (8,510,000ft/38,000MH)</b>											
Lines Cleaned (ft)	455,895	80.0%	322,264	136.5%	165,699	165.6%	164,232	194.4%	1,108,090	194.4%	570,000
CCTV Inspected (ft)	351,875	61.7%	217,484	99.9%	70,435	112.2%	49,368	120.9%	689,162	120.9%	570,000
Smoke Tested (ft)	233,337		231,551		189,741		107,881		762,510		----
Smoke Tested (no. of locations)	157		13		51		9		230		----
Dye Water Flooded (no. of locations)	73		64		136		6,886		7,159		----
Manholes Inspected (no.)	446	17.8%	788	49.4%	1,782	120.6%	339	134.2%	3,355	134.2%	2,500
Lines Repaired (no.)	601		580		799		250		2,230		----
MH Rehabbed (no.)	57		162		305		34		558		----
<b>Force Mains (240 miles)</b>											
Visual Surface Inspection (miles)	31.3	26.1%	35.0	55.3%	36.9	86.0%	30.7	111.6%	133.9	111.6%	120
Repaired (no.)	3		4		4		2		13		----
<b>Air Release Valves (604)</b>											
Inspected/Maintained	223	23.2%	223	46.5%	235	70.9%	196	91.4%	877	91.4%	960 to 1,200
Repaired (no.)	27		33		58		54		172		----
<b>Pump &amp; Lift Stations (421)</b>											
Inspections (no.)	16,592	36.8%	15,762	71.7%	16,614	108.5%	16,264	144.5%	65,232	144.5%	45,136
Wet wells cleaned	127		109		142		76		454		----
Repaired (no.)	8		9		10		18		45		----
<b>Peak Flow Storage Facilities (2)</b>											
Little Peak site visits	39	37.5%	38	74.0%	39	111.5%	38	148.1%	154	148.1%	104
Big Peak site visits	39	37.5%	38	74.0%	39	111.5%	38	148.1%	154	148.1%	104

Bold is percentage complete strived for on a quarterly basis that was not met.

25.0%

50.0%

75.0%

100.0%

Baton Rouge 2002 Consent Decree Quarterly Report  
Preventive Maintenance Plan Summary Totals  
January 1 - December 31, 2004

**North Plant- LA0036439**

Summary of Activities	1st Quarter (EPA Report No. 8)							2nd Quarter (EPA Report No. 9)								
	WWC (w/AMP)		WWT		SOGA	SOGA- contr.	Quarterly Total	*Cum. % Complete	WWC (w/AMP)		WWT		SOGA	SOGA- contr.	Quarterly Total	*Cum. % Complete
	(Rout.)	(Corr.)	(Rout.)	(Corr.)	(Rout.)	(Rout.)			(Rout.)	(Corr.)	(Rout.)	(Corr.)	(Rout.)	(Rout.)		
<b>Gravity Collection System (2,460,000ft/10,640MH)</b>																
Lines Cleaned (ft)	99,592	36,858				3,665	140,115	25%	84,376	39,861				0	124,237	46%
CCTV Inspected (ft)	99,592					3,665	103,257	18%	84,376					0	84,376	33%
Smoke Tested (ft)		9,625				7,340	16,965			10,922				0	9,370	20,292
Smoke Tested (no. of locations)		37					37			0				0	0	
Dye Water Flooded (no. of locations)		7					7			21				0	21	
Manholes Inspected (no.)	1					30	31	1%	14					0	14	2%
Lines Repaired (no.)		55					276			90					199	289
MH Rehabbed (no.)		15					15			6					6	
<b>Force Mains (120 miles)</b>																
Visual Surface Inspection (miles)				16.8			16.8	14%			12.0				12.0	24%
Repaired (no.)							1							1	1	
<b>Air Release Valves (335)</b>																
Inspected/Maintained				120			120	13%			120				120	25%
Repaired (no.)				15			15				25				25	
<b>Pump &amp; Lift Stations (141)</b>																
Inspections (no.)				5,382			5,382	12%			5,106				5,106	23%
Wet wells cleaned				47			47				36				36	
Repaired (no.)					4		4					2			2	

Rout.-Routine Maintenance  
Corr.-Corrective Maintenance

**Baton Rouge 2002 Consent Decree Quarterly Report**  
**Preventive Maintenance Plan Summary Totals**  
**January 1 - December 31, 2004**

**North Plant- LA0036439**

Summary of Activities	3rd Quarter (EPA Report No. 10)								4th Quarter (EPA Report No. 11)							
	WWC (w/AMP)		WWT		SOGA	SOGA- contr.	Quarterly Total	*Cum. % Complete	WWC (w/AMP)		WWT		SOGA	SOGA- contr.	Quarterly Total	*Cum. % Complete
	(Rout.)	(Corr.)	(Rout.)	(Corr.)	(Rout.)	(Rout.)			(Rout.)	(Corr.)	(Rout.)	(Corr.)	(Rout.)	(Rout.)		
<b>Gravity Collection System</b> (2,460,000ft/10,640MH)																
Lines Cleaned (ft)	12,663	36,960				0	49,623	55%	30,388	43,255					73,643	68%
CCTV Inspected (ft)	13,017					0	13,017	35%	30,388	1,410					31,798	41%
Smoke Tested (ft)		9,906			18,462	0	28,368			30,648			1,921		32,569	
Smoke Tested (no. of locations)		0			15		15						0		0	
Dye Water Flooded (no. of locations)		11			15		26			3,245			0		3,245	
Manholes Inspected (no.)	15				92		107	6%	6				11		17	7%
Lines Repaired (no.)		96				319	415			88					88	
MH Rehabbed (no.)		10				228	238			12					12	
<b>Force Mains (120 miles)</b>																
Visual Surface Inspection (miles)			33.9				33.9	52%		30.7					30.7	78%
Repaired (no.)		1		0			1				1				1	
<b>Air Release Valves (335)</b>																
Inspected/Maintained			216				216	48%		196					196	68%
Repaired (no.)				49			49			54					54	
<b>Pump &amp; Lift Stations (141)</b>																
Inspections (no.)			5,382				5,382	35%		5,320					5,320	47%
Wet wells cleaned			45				45			21					21	
Repaired (no.)				1			1				6				6	

Rout.-Routine Maintenance  
 Corr.-Corrective Maintenance

**Baton Rouge 2002 Consent Decree Quarterly Report  
Preventive Maintenance Plan Summary Totals  
January 1 - December 31, 2004**

**South Plant-LA0036412**

Summary of Activities	3rd Quarter (EPA Report No. 10)							4th Quarter (EPA Report No. 11)							
	WWC (w/AMP)		WWT		SOGA	SOGA- contr.	Quarterly Total	*Cum. % Complete	WWC (w/AMP)		WWT		SOGA	*Cum. % Complete	
	(Rout.)	(Corr.)	(Rout.)	(Corr.)	(Rout.)	(Rout.)			(Rout.)	(Corr.)	(Rout.)	(Corr.)	(Rout.)		
<b>Gravity Collection System (4,640,000ft/21,580MH)</b>															
Lines Cleaned (ft)	39,201	36,405				0	75,606	32%	9,109	54,649					43%
CCTV Inspected (ft)	39,572					0	39,572	12%	13,552	1,770					15%
Smoke Tested (ft)		28,983			14,254	0	43,237			4,295			7,460		
Smoke Tested (no. of locations)					11		11						0		
Dye Water Flooded (no. of locations)		22			11		33			645			0		
Manholes Inspected (no.)	13				65	0	78	21%	6				47		23%
Lines Repaired (no.)		105				192	297			107					
MH Rehabbed (no.)		8				0	8			22					
<b>Force Mains (110 miles)</b>															
Visual Surface Inspection (miles)			3				3.0	34%							34%
Repaired (no.)		2		0			2			1					
<b>Air Release Valves (251)</b>															
Inspected/Maintained			19				19	23%							23%
Repaired (no.)				9			9								
<b>Pump &amp; Lift Stations (259)</b>															
Inspections (no.)			10,374				10,374	68%			10,108				90%
Wet wells cleaned			62				62				27				
Repaired (no.)				2			2					2			
<b>Peak Flow Storage Facilities (2)</b>															
Little Peak site visits			39				39	112%			38				148%
Big Peak site visits			39				39	112%			38				148%

Rout.-Routine Maintenance  
Corr.-Corrective Maintenance

**Baton Rouge 2002 Consent Decree Quarterly Report  
Preventive Maintenance Plan Summary Totals  
January 1 - December 31, 2004**

**South Plant-LA0036412**

Summary of Activities	1st Quarter (EPA Report No. 8)							2nd Quarter (EPA Report No. 9)								
	WWC (w/AMP)		WWT		SOGA	SOGA- contr.	Quarterly Total	*Cum. % Complete	WWC (w/AMP)		WWT		SOGA	SOGA- contr.	Quarterly Total	*Cum. % Complete
	(Rout.)	(Corr.)	(Rout.)	(Corr.)	(Rout.)	(Rout.)			(Rout.)	(Corr.)	(Rout.)	(Corr.)	(Rout.)	(Rout.)		
<b>Gravity Collection System (4,640,000ft/21,580MH)</b>																
Lines Cleaned (ft)	8,744	39,100					47,844	8%	21,924	38,144			0	60,068	19%	
CCTV Inspected (ft)	8,744						8,744	2%	21,924				0	21,924	5%	
Smoke Tested (ft)		18,078			24,856		42,934			50,431			13,656	0	64,087	
Smoke Tested (no. of locations)		59					59						1	1		
Dye Water Flooded (no. of locations)		14					14			21			1	22		
Manholes Inspected (no.)	8				95		103	4%	282				66	0	348	
Lines Repaired (no.)		115				113	228			124				98	222	
MH Rehabbed (no.)		30					30			41				0	41	
<b>Force Mains (110 miles)</b>																
Visual Surface Inspection (miles)			14.5				14.5	12%		23.0				23.0	31%	
Repaired (no.)		1					1			2		0	0	2		
<b>Air Release Valves (251)</b>																
Inspected/Maintained			103				103	11%		103				103	21%	
Repaired (no.)				12			12				8			8		
<b>Pump &amp; Lift Stations (259)</b>																
Inspections (no.)			10,374				10,374	23%		9,842				9,842	45%	
Wet wells cleaned			53				53			34				34		
Repaired (no.)				4			4				1			1		
<b>Peak Flow Storage Facilities (2)</b>																
Little Peak site visits			39				39	38%		38				38	74%	
Big Peak site visits			39				39	38%		38				38	74%	

Rout.-Routine Maintenance  
Corr.-Corrective Maintenance



**Baton Rouge 2002 Consent Decree Quarterly Report  
Preventive Maintenance Plan Summary Totals  
January 1 - December 31, 2004**

**Central Plant-LA0036421**

Summary of Activities	1st Quarter (EPA Report No. 8)							2nd Quarter (EPA Report No. 9)							
	WWC (w/AMP)		WWT		SOGA	SOGA- contr.	Quarterly Total	*Cum. % Comple te	WWC (w/AMP)		WWT		SOGA- contr.	Quarterly Total	*Cum. % Comple te
	(Rout.)	(Corr.)	(Rout.)	(Corr.)	(Rout.)	(Rout.)			(Rout.)	(Corr.)	(Rout.)	(Corr.)	(Rout.)		
<b>Gravity Collection System (1,410,000ft/5,760MH)</b>															
Lines Cleaned (ft)	22,875	28,062				216,999	267,936	47%	12,092	27,005			98,862	137,959	71%
CCTV Inspected (ft)	22,875					216,999	239,874	42%	12,092				99,092	111,184	62%
Smoke Tested (ft)		32,867			10,757	129,814	173,438			13,107			120,203	147,172	
Smoke Tested (no. of locations)		36			25		61							12	
Dye Water Flooded (no. of locations)		27			25		52			9				21	
Manholes Inspected (no.)	8				47	257	312	12%	7				358	426	30%
Lines Repaired (no.)		42					42			69			0	69	
MH Rehabbed (no.)		12					12			7			108	115	
<b>Force Mains (10 miles)</b>															
Visual Surface Inspection (miles)			0.0				0.0	0%			0.0			0.0	0%
Repaired (no.)		1					1			1			0	1	
<b>Air Release Valves (18)</b>															
Inspected/Maintained			0				0	0%			0			0	0%
Repaired (no.)			0				0				0			0	
<b>Pump &amp; Lift Stations (21)</b>															
Inspections (no.)			836				836	2%			814			814	4%
Wet wells cleaned			27				27				39			39	
Repaired (no.)			0				0				6			6	

Rout.-Routine Maintenance  
Corr.-Corrective Maintenance

**Baton Rouge 2002 Consent Decree Quarterly Report  
Preventive Maintenance Plan Summary Totals  
January 1 - December 31, 2004**

**Central Pla**

Summary of Activities	3rd Quarter (EPA Report No. 10)								4th Quarter (EPA Report No. 11)							
	WWC (w/AMP)		WWT		SOGA	SOGA- cont.	Quarterly Total	*Cum. % Comple te	WWC (w/AMP)		WWT		SOGA	SOG A-	Quarterly Total	*Cum. % Complete
	(Rout.)	(Corr.)	(Rout.)	(Corr.)	(Rout.)	(Rout.)			(Rout.)	(Corr.)	(Rout.)	(Corr.)	(Rout.)	(Rout.)		
Gravity Collection System (1,410,000ft/5,760MH)																
Lines Cleaned (ft)	4,150	22,624				13,696	40,470	78%	3,946	22,885					26,831	83%
CCTV Inspected (ft)	4,150					13,696	17,846	65%	4,018	1,170					4,018	65%
Smoke Tested (ft)		12,598			30,580	74,958	118,136			45,912			17,645		63,557	
Smoke Tested (no. of location)					25		25						9		9	
Dye Water Flooded (no. of location)		52			25		77			2,987			9		2,996	
Manholes Inspected (no.)	14				139	1,444	1,597	93%	185				84		269	104%
Lines Repaired (no.)		87					87			55					55	
MH Rehabbed (no.)		5				54	59		15						0	
Force Mains (10 miles)																
Visual Surface Inspection (miles)			0				0.0	0%							0.0	0%
Repaired (no.)		1		0			1								0	
Air Release Valves (18)																
Inspected/Maintained			0				0	0%							0	0%
Repaired (no.)				0			0								0	
Pump & Lift Stations (21)																
Inspections (no.)			858				858	6%			836				836	7%
Wet wells cleaned			35				35				28				28	
Repaired (no.)				7			7					10			10	

Rout.-Routine Maintenance  
Corr.-Corrective Maintenance

# Table of Contents

	<u>PART</u>
CROSS CONNECTION ELIMINATION PLAN	A
COLLECTION SYSTEM PREVENTIVE MAINTENANCE PROGRAM (PMP)	B
SANITARY SEWER OVERFLOW RESPONSE PLAN (SSORP)	C
REPORTING OF UNAUTHORIZED DISCHARGES	D
SUPPLEMENTAL ENVIRONMENTAL PROJECTS (SEP)	E
CONSENT DECREE COMPLIANCE STATUS	F

**Part A:**  
Cross Connection  
Elimination Plan

**Baton Rouge Consent Decree Quarterly Report  
 Part A - Cross Connection Elimination Plan**

**Requirement:** Pursuant to Paragraph 16, Section VIII of the Consent Decree, if the City/Parish identifies any Cross Connection in the Collection System, it shall be permanently sealed or eliminated within 30 days of identification or if the City/Parish elects to have the work performed by a contractor, within 60 days of identification.

**Summary of Activities**

No cross connections were discovered during this quarter. There is no anticipated non-compliance. During the reporting period 107,881 linear feet of sewer was smoke tested to identify violations of City/Parish ordinances regarding private cross connections. No private cross connections were identified. There were no exceptions in enforcing the ban on private cross connections.

<b>Summary</b>	<b>North Plant LA0036439 AI# 4843</b>	<b>Central Plant LA0036421 AI# 4842</b>	<b>South Plant LA0036412 AI# 4841</b>	<b>Total</b>
Total No. of Cross Connections Identified:	0	0	0	0
Total No. of Cross Connections Eliminated:	0	0	0	0
Total No. of Private Cross Connections Identified:	0	0	0	0
Total No. of Private Cross Connections Eliminated:	0	0	0	0

**Part A – Cross Connection Elimination Plan**

<b>Summary of Cross Connections Identified</b>						
<b>Number</b>	<b>Date Identified</b>	<b>Location</b>	<b>Private (Y/N)</b>	<b>Current Status</b>	<b>Notice Date</b>	<b>Date Eliminated</b>
<b>North Plant (LA0036439 AI# 4843)</b>						
1						
2						
3						
<b>Central Plant (LA0036421 AI# 4842)</b>						
1						
2						
3						
<b>South Plant (LA0036412 AI# 4841)</b>						
1						
2						
3						

The City/Parish  [is]  [is not] in compliance with Section VIII Elimination of Cross Connections for the period 10 / 1 / 04 to 12 / 31 / 04. If not, see comments above.

**Part B:**  
Preventive Maintenance  
Program (PMP)

## **Baton Rouge Consent Decree Quarterly Report Part B - Preventive Maintenance Program (PMP)**

**Requirement:** Pursuant to Exhibit I of the Consent Decree, the City/Parish shall report compliance and include a brief narrative summary of activities related to compliance and/or noncompliance with the Preventive Maintenance Program during the reporting period. In accordance with the Collection System Preventive Maintenance Plan, Paragraph 1.4, specific activities performed related to collection system preventive maintenance will be reported to the EPA and LDEQ on a quarterly basis.

### **Summary of Activities**

During the reporting period we have followed our standard operating procedures, and continued to follow the equipment manufacturers' recommended operation and maintenance requirements, as referenced in the Collection System Preventive Maintenance Plan. A summary of the collection system preventive maintenance activities for this reporting period is provided in the table on page B-2. As indicated, the primary preventive maintenance activity is inspection of facilities, including gravity sewers (through CCTV), manholes, ARVs and other facilities. Annual goals for specific activities identified in the Collection System Preventive Maintenance Plan were achieved this year. Air release valve inspections is the only activity that did not reach more than a 100% on the annual goal, it reached 91.4% of it's goal of 960 inspections. We provided information for each treatment plant service area and identified whether the activity was routine (standard preventive maintenance) or corrective (in response to a particular complaint or perceived problem) in nature.

We met all annual goals for 2004 except for the annual goal for air release valve inspections, which was missed by eighty-three inspections. However, in the year 2002 we exceeded the minimum number of ARV inspections by 106, and therefore the average annual number of inspections over the three-year period was in compliance with the consent decree goals. We do not anticipate any non-compliance related to preventive maintenance activities in the future.

There were no problems encountered or deficiencies identified in the Preventive Maintenance Program plans.



**Part B - Preventive Maintenance Program (PMP)**

**Summary of Collection System Activities**

	<b>Quarterly Total Oct-Dec 2004</b>	<b>Cumulative 2004 Annual Total</b>	<b>2004 Annual Goal</b>
<b>Gravity Collection System (8,510,000ft/38,000MH)</b>			
Lines Cleaned (ft)	164,232	1,108,090	<b>570,000</b>
CCTV Inspected (ft)	47,958	687,752	<b>570,000</b>
Smoke Tested (ft)	107,881	762,510	----
Smoke Tested (no. of locations)	9	230	----
Dye Water Flooded (no. of locations)	6,886	7,159	----
Manholes Inspected (no.)	4,480	7,496	<b>2,500</b>
Lines Repaired (no.)	1,963	3,943	----
MH Rehabbed (no.)	34	558	----
<b>Force Mains (240 miles)</b>			
Visual Surface Inspection (miles)	30.7	133.9	<b>120</b>
Repaired (no.)	2	13	----
<b>Air Release Valves (604)</b>			
Inspected/Maintained	196	877	<b>960 to 1,200</b>
Repaired (no.)	54	172	----
<b>Pump &amp; Lift Stations (421)</b>			
Inspections (no.)	16,264	65,232	<b>45,136</b>
Wet wells cleaned	76	454	----
Repaired (no.)	18	45	----
<b>Peak Flow Storage Facilities (2)</b>			
Little Peak site visits	38	154	<b>104</b>
Big Peak site visits	38	154	<b>104</b>

\*\*Attached are separate Collection System Activity Sheets for each Treatment Plant Service Area.

The City/Parish  [is]  [is not] in compliance with Section IX Preventive Maintenance Program Plan for the period 10 / 1 / 04 to 12 / 31 / 04. If not, see comments above.

**Part B – Preventive Maintenance Program (PMP)  
Summary of Activities by Treatment Plant Service Area**

**North Plant (LA0036439 AI# 4843)**

	<u>Routine Maintenance</u>	<u>Corrective Maintenance</u>	<u>Quarterly Total Oct-Dec 2004</u>
<b>Gravity Collection System (2,460,000ft/10,640MH)</b>			
Lines Cleaned (ft)	30,388	43,255	73,643
CCTV Inspected (ft)	30,388	1,410	31,798
Smoke Tested (ft)	1,921	30,648	32,569
Smoke Tested (no. of locations)	0	0	0
Dye Water Flooded (no. of locations)	0	3,245	3,245
Manholes Inspected (no.)	17	0	17
Lines Repaired (no.)	0	88	88
MH Rehabbed (no.)	0	12	12
<b>Force Mains (120 miles)</b>			
Visual Surface Inspection (miles)	30.7	0.0	30.7
Repaired (no.)	0	1	1
<b>Air Release Valves (335)</b>			
Inspected/Maintained	196	0	196
Repaired (no.)	0	54	54
<b>Pump &amp; Lift Stations (141)</b>			
Inspections (no.)	5,320	0	5,320
Wet wells cleaned	21	0	21
Repaired (no.)	0	6	6

Routine Maintenance-Day to day maintenance work or operational activities carried out on a regular basis, to keep the collection system operating properly. Generally routine maintenance consists of visual, mechanical, electrical, and electronic checks to ensure proper functioning of equipment. Routine maintenance also consists of sewer cleaning, smoke testing, dye water flooding, manhole inspection, and CCTV inspection.

Corrective Maintenance-Maintenance which is required to restore an item to a specified working order/condition, normally initiated as a result of a scheduled or routine inspection. Generally corrective maintenance consists of rehabilitation of gravity lines, manholes, force mains, etc. and generally in conjunction with system inspection activities. Corrective maintenance also consists of repairing or replacing a failed structure such as a pump station or storage facility.

**Part B – Preventive Maintenance Program (PMP)  
Summary of Activities by Treatment Plant Service Area**

**Central Plant (LA0036421 AI# 4842)**

	<u>Routine Maintenance</u>	<u>Corrective Maintenance</u>	<u>Quarterly Total Oct-Dec 2004</u>
<b>Gravity Collection System (1,410,000ft/5,760MH)</b>			
Lines Cleaned (ft)	3,946	22,885	26,831
CCTV Inspected (ft)	4,018	1,170	5,188
Smoke Tested (ft)	17,645	45,912	63,557
Smoke Tested (no. of locations)	9	0	9
Dye Water Flooded (no. of locations)	9	2,987	2,996
Manholes Inspected (no.)	269	0	269
Lines Repaired (no.)	0	55	55
MH Rehabbed (no.)	15	0	15
<b>Force Mains (10 miles)</b>			
Visual Surface Inspection (miles)	0.0	0.0	0.0
Repaired (no.)	0	0	0
<b>Air Release Valves (18)</b>			
Inspected/Maintained	0	0	0
Repaired (no.)	0	0	0
<b>Pump &amp; Lift Stations (21)</b>			
Inspections (no.)	836	0	836
Wet wells cleaned	28	0	28
Repaired (no.)	0	10	10

Routine Maintenance-Day to day maintenance work or operational activities carried out on a regular basis, to keep the collection system operating properly. Generally routine maintenance consists of visual, mechanical, electrical, and electronic checks to ensure proper functioning of equipment. Routine maintenance also consists of sewer cleaning, smoke testing, dye water flooding, manhole inspection, and CCTV inspection.

Corrective Maintenance-Maintenance which is required to restore an item to a specified working order/condition, normally initiated as a result of a scheduled or routine inspection. Generally corrective maintenance consists of rehabilitation of gravity lines, manholes, force mains, etc. and generally in conjunction with system inspection activities. Corrective maintenance also consists of repairing or replacing a failed structure such as a pump station or storage facility.

**Part B – Preventive Maintenance Program (PMP)  
Summary of Activities by Treatment Plant Service Area**

**South Plant (LA0036412 AI# 4841)**

	<u>Routine Maintenance</u>	<u>Corrective Maintenance</u>	<u>Quarterly Total Oct-Dec 2004</u>
<b>Gravity Collection System (4,640,000ft/21,580MH)</b>			
Lines Cleaned (ft)	9,109	54,649	63,758
CCTV Inspected (ft)	13,552	1,770	15,322
Smoke Tested (ft)	7,460	4,295	11,755
Smoke Tested (no. of locations)	0	0	0
Dye Water Flooded (no. of locations)	0	645	645
Manholes Inspected (no.)	53	0	53
Lines Repaired (no.)	0	107	107
MH Rehabbed (no.)	0	22	22
<b>Force Mains (110 miles)</b>			
Visual Surface Inspection (miles)	0.0	0.0	0.0
Repaired (no.)	0	1	1
<b>Air Release Valves (251)</b>			
Inspected/Maintained	0	0	0
Repaired (no.)	0	0	0
<b>Pump &amp; Lift Stations (259)</b>			
Inspections (no.)	10,108	0	10,108
Wet wells cleaned	27	0	27
Repaired (no.)	0	2	2
<b>Peak Flow Storage Facilities (2)</b>			
Little Peak site visits	38	0	38
Big Peak site visits	38	0	38

Routine Maintenance-Day to day maintenance work or operational activities carried out on a regular basis, to keep the collection system operating properly. Generally routine maintenance consists of visual, mechanical, electrical, and electronic checks to ensure proper functioning of equipment. Routine maintenance also consists of sewer cleaning, smoke testing, dye water flooding, manhole inspection, and CCTV inspection.

Corrective Maintenance-Maintenance which is required to restore an item to a specified working order/condition, normally initiated as a result of a scheduled or routine inspection. Generally corrective maintenance consists of rehabilitation of gravity lines, manholes, force mains, etc. and generally in conjunction with system inspection activities. Corrective maintenance also consists of repairing or replacing a failed structure such as a pump station or storage facility.

**Part C:**  
Sanitary Sewer Overflow  
Response Plan (SSORP)

## **Baton Rouge Consent Decree Quarterly Report Part C - Sanitary Sewer Overflow Response Plan (SSORP)**

**Requirement:** Pursuant to Paragraph 24, Section X of the Consent Decree, The City/Parish shall implement the Sanitary Sewer Overflow Response Plan (SSO Response Plan) attached to the Consent Decree as Exhibit A.

### **Summary of Activities**

A total of 48 Sanitary Sewer Overflows (SSOs) were responded to during this reporting period. The Sanitary Sewer Overflow Monitoring Report, included as Part D Reporting of Unauthorized Discharges of this Quarterly Report, provides details about these overflows – including the response action taken. The Sanitary Sewer Overflow Response Plan was followed for each unauthorized discharge reported. There were no problems encountered in following the SSO Response Plan. The City/Parish was in compliance with the Collection System Preventive Maintenance Program.

<b>Summary of Unauthorized Discharges</b>	<b>Number</b>
North Plant-LA0036439 AI# 4843 Collection System	19
Central Plant-LA0036421 AI # 4842 Collection System	11
South Plant-LA0036412 AI# 4841 Collection System	18
<b>Total</b>	<b>48</b>

\*\* See table attached to Part D – Reporting of Unauthorized Discharges for detailed information about individual events.

The City/Parish  [is]  [is not] in compliance with Section X Sanitary Sewer Overflow Response Plan (SSORP) for the period 10 / 1 / 04 to 12 / 31 / 04. If not, see comments above.

**Part D:**  
Reporting of  
Unauthorized Discharges

## Baton Rouge Consent Decree Quarterly Report Part D - Reporting of Unauthorized Discharges

**Requirement:** Pursuant to Paragraph 26, Section XI of the Consent Decree the City/Parish shall report all Unauthorized Discharges of which it becomes aware to EPA and LDEQ. All such Unauthorized Discharges shall be reported to EPA and LDEQ in the Quarterly Report.

### Summary of Unauthorized Discharges

The attached Sanitary Sewer Overflow Monitoring Report provides information about all unauthorized discharges discovered during the reporting period, such as the date, location, cause, action taken to reduce or eliminate the discharge, surface water which received the discharge and quantity of the discharge. The attached Sanitary Sewer Overflow Monitoring Report also identifies the steps taken to prevent the recurrence of the discharge.

Summary of Unauthorized Discharges	Number
North Plant-LA0036439 AI# 4843 Collection System	19
Central Plant-LA0036421 AI # 4842 Collection System	11
South Plant-LA0036412 AI# 4841 Collection System	18
<b>Total</b>	<b>48</b>

\*\* See attached tables for detailed information about individual events.

There were no unusual SSOs, but there were eight unauthorized discharges equal to or greater than 100,000 gallons during this reporting period. Seven of these events occurred on the same day and were due to heavy rainfall associated with Tropical Storm/Depression Matthew, which resulted in approximately 7 inches of rainfall in the area, including approximately 5.5 inches on October 8, and 9. The one remaining unauthorized discharges occurred in the South Wastewater Treatment Plant (SWWTP) service area, and was due to a power outage at a pump station. (see attached correspondence).

Implementation of the Remedial Measures Action Plan (RMAP) projects will not prevent the recurrence of the above unauthorized discharges, but the RMAP projects will prevent the recurrence of unauthorized discharges due exclusively to wet weather events less than or equal to the modeled design storm.

The City/Parish  [is]  [is not] in compliance with Section XI Reporting of Unauthorized Discharges for the period 10/ 1 / 04 to 12 / 31 / 04. If not, see comments above.



CITY OF BATON ROUGE/PARISH OF EAST BATON ROUGE  
 SANITARY SEWER OVERFLOWS MONITORING REPORT

NORTH Date	Sewer District Address	Collection System Cause	LPDES LA0036439 Action	AI# 4843 Prevention	TO	12/31/2004				
						Rec. Waters	Amt. Gals	PS	BOD	TSS
10/4/2004	6215 Crestway	Overflow caused from stoppage in collection line. MH# 47-195	Washed down area, deodorized and disinfected.	Continue preventable maintenance	None	50	047-00195	156	408	6.92
10/4/2004	11547 St. Lawrence St	Overflow caused from stoppage in collection line. MH# 45-277	Washed down area, deodorized and disinfected.	Continue preventable maintenance	None	150	045-00277	119	168	7.13
10/6/2004	11122 Gurney Rd.	Overflow caused from Broken 10" Forcemain	Washed down area, deodorized and disinfected. Repaired on EPR	None	None	13000	Forcemain	100	103	7.02
10/8/2004	4365 Cypress St.	Overflow caused from Surcharged Conditions MH# 60-102	Washed down area, deodorized and disinfected.	Implement RMAP Project	Cypress Bayou	130000	065-00102	39	308	6.74
10/8/2004	7000 Glen Oaks Dr.	Overflow caused from Surcharged Conditions MH# 47-556	Washed down area, deodorized and disinfected.	Implement RMAP Project	Hurricane Creek	110000	047-00556	57	314	6.85
10/9/2004	11085 Devall Ln	Overflow caused from Surcharged Conditions MH# 46-62	Washed down area, deodorized and disinfected.	Implement RMAP Project	None	41000	046-00062	NV	200	6.94
10/10/2004	11085 Devall Ln	Overflow caused from Surcharged Conditions MH# 46-62	Washed down area, deodorized and disinfected.	Implement RMAP Project	None	400	046-00062	34	160	6.59
11/2/2004	12213 Arena Dr.	Overflow caused from surcharged conditions MH# 45-62	Washed down area, deodorized and disinfected.	Implement RMAP Project	None	3,300	045-00062	58	78	7.01
11/3/2004	13672 E. Shamrock	Overflow caused from stoppage in collection line. MH# 121-1	Washed down area, deodorized and disinfected.	Continue preventable maintenance	Comite River	200	121-00001	40	84	6.74
11/13/2004	6144 Silverleaf	Overflow caused from stoppage in collection line. MH# 47-504	Washed down area, deodorized and disinfected.	Continue preventable maintenance	None	100	047-00504	129	144	7.15

NORTH Sewer District Collection System LPDES LA0036439 AI# 4843

11/18/2004	11725 Troy St.	Overflow caused from stoppage in collection line. MH# 45-109	Washed down area, deodorized and disinfected.	Continue preventable maintenance	None	200	045-00109	115	116	7.13
11/20/2004	7000 Glen Oaks Dr.	Overflow caused from Surcharged Conditions MH# 47-556	Washed down area, deodorized and disinfected.	Implement RMAP Project	Hurricane Creek	1000	047-00556	49	60	6.75
11/20/2004	7000 Glen Oaks Dr.	Overflow caused from Surcharged Conditions MH# 47-556	Washed down area, deodorized and disinfected.	Implement RMAP Project	Hurricane Creek	14000	047-00556	49	60	6.75
11/20/2004	12213 Arena	Overflow caused from Surcharged Conditions MH# 45-62	Washed down area, deodorized and disinfected.	Implement RMAP Project	None	4700	045-00062	55	120	6.86
11/20/2004	12213 Arena	Overflow caused from Surcharged Conditions MH# 45-62	Washed down area, deodorized and disinfected.	Implement RMAP Project	None	30000	045-00062	55	120	6.86
11/22/2004	6250 Maplewood Dr.	Overflow caused from stoppage in collection line. MH# 47-231	Washed down area, deodorized and disinfected.	Continue preventable maintenance	Hurricane Creek	200	047-00231	64	140	6.57
11/27/2004	Cypress St.	Overflow caused from Surcharged Conditions MH# 65-102	Washed down area, deodorized and disinfected.	Implement RMAP Project	Cypress Bayou	3000	065-00102	99	232	6.8
12/6/2004	12158 Arena Dr.	Overflow caused from By-pass that was set for a repair.	Washed down area, deodorized and disinfected.	Continue preventable maintenance	Cypress Bayou	600	045-00062	126	100	7.07
12/13/2004	5845 Brownsfield Ave	Overflow caused from stoppage in collection line. MH# 045-00045	Washed down area, deodorized and disinfected.	Continue preventable maintenance	Cypress Bayou	200	045-00045	107	120	7.11

CITY OF BATON ROUGE/PARISH OF EAST BATON ROUGE  
 SANITARY SEWER OVERFLOWS MONITORING REPORT

		10/1/2004		TO		12/31/2004				
SOUTH	Sewer District Collection System LPDES LA0036412 AI#4841									
Date	Address	Cause	Action	Prevention	Rec. Waters	Amt. Gals	PS	BOD	TSS	pH
10/1/2004	17637 Macon	Overflow caused from stoppage in collection line. MH# 278-28	Washed down area, deodorized and disinfected.	Continue preventable maintenance	None	100	278-00028	160	202	7.07
10/8/2004	1388 Sherwood Forest	Overflow caused from Surcharged Conditions 50-530A	Washed down area, deodorized and disinfected.	Implement RMAP Project	Jones Creek	47000	050-00530A	46	274	7.14
10/8/2004	11378 Ashbourne	Overflow caused from Surcharged Conditions MH# 50-526	Washed down area, deodorized and disinfected.	Implement RMAP Project	Jones Creek	120000	050-00526	46	274	7.14
10/8/2004	1424 Sherwood Forest	Overflow caused from Surcharged Conditions line. MH# 50-530	Washed down area, deodorized and disinfected.	Implement RMAP Project	Jones Creek	48000	050-00530	46	274	7.14
10/8/2004	1423 Sherwood Forest	Overflow caused from Surcharged Conditions MH# 50-528	Washed down area, deodorized and disinfected.	Implement RMAP Project	Jones Creek	140000	050-00528	46	274	7.14
10/30/2004	4648 Underwood Ave	Overflow caused from stoppage in collection line. 49-27	Washed down area, deodorized and disinfected.	Continue preventable maintenance	None	100	049-00027	110	107	6.94
11/3/2004	12328 S. Choctaw	Overflow caused from stoppage in collection line. MH# 21-45	Washed down area, deodorized and disinfected.	Continue preventable maintenance	Jones Creek	200	021-00045	75	400	6.78
11/5/2004	9774 Greenwell Spring	Overflow caused from stoppage in collection MH# 281-49	Washed down area, deodorized and disinfected.	Continue preventable maintenance	None	100	281-00049	124	154	7.31
11/9/2004	4550 Concord Dr.	Overflow caused from stoppage in collection MH# 91-75A	Washed down area, deodorized and disinfected.	Continue preventable maintenance	Dawson Creek	200	091-00075A	154	188	7.25

SOUTH Sewer District Collection System LPDES LA0036412 AI#4841

11/13/2004	6033 Clematis St.	Overflow caused from stoppage in collection MH# 56-107	Washed down area, deodorized and disinfected.	Continue preventable maintenance	None	200	056-00107	132	180	7.27
11/15/2004	18529 Santa Maria	Overflow caused from broken 6" forcemain	Washed down area, deodorized and disinfected. Repaired on EPR	None	Bayou Manchac	6800	Forcemain	163	199	7.18
11/9/2004	16410 Mockingbird Ln.	Overflow caused from stoppage in collection line. 153-10	Washed down area, deodorized and disinfected.	Continue preventable maintenance	None	700	153-00010	176	192	7.35
11/17/2004	12504 S. Choctaw	Overflow caused from stoppage in collection line. 21-44	Washed down area, deodorized and disinfected.	Continue preventable maintenance	Comite River	200	021-00044	168	150	6.93
11/20/2004	764 Plantation Ridge	Overflow caused from Surcharged Conditions MH# 161-108	Washed down area, deodorized and disinfected.	Implement RMAP Project	Bayou Fountain	1,800	161-00108	106	598	6.7
11/27/2004	1044 Barkley Dr.	Overflow caused from PS# 221 Failure MH# 221-1	Washed down area, deodorized and disinfected.	Continue preventable maintenance	None	2,200	221-00001	139	320	6.56
12/6/2004	4542 Bennington	Overflow caused from stoppage in collection line. MH# 91-082	Washed down area, deodorized and disinfected.	Continue preventable maintenance	None	200	091-00082	156	158	7.08
12/17/2004	11860 E. Fair Oaks	Overflow caused from stoppage in collection MH# 151-00005	Washed down area, deodorized and disinfected.	Continue preventable maintenance	None	2000	151-00005	148	151	7.05

CITY OF BATON ROUGE/PARISH OF EAST BATON ROUGE  
 SANITARY SEWER OVERFLOWS MONITORING REPORT

CENTRAL		Sewer District Collection System LPDES LA0036421A# 4842			10/1/2004	TO	12/31/2004				
Date	Address	Cause	Action	Prevention	Rec. Waters	Amt. Gals	PS	BOD	TSS	pH	
10/5/2004	1605 N. 15th St.	Overflow caused from stoppage in collection line. Mh# 60-7754K.	Washed down area, deodorized and disinfected.	Continue preventable maintenance	Hurricane Creek	200	060-07754K	104	164	7.11	
10/8/2004	2147 E. Lakeshore	Overflow caused from Surcharged Conditions MH# 10-4901	Washed down area, deodorized and disinfected.	Implement RMAP Project	University Lake	510000	010-04901	NV	191	6.94	
10/8/2004	3526 S. Lakeshore	Overflow caused from Surcharged Conditions MH# 2-1390B	Washed down area, deodorized and disinfected.	Implement RMAP Project	Dawson Creek	170000	002-01390B	NV	191	6.94	
10/8/2004	3556 S. Lakeshore	Overflow caused from Surcharged Conditions MH# 2-1290B	Washed down area, deodorized and disinfected.	Implement RMAP Project	University Lake	100000	002-1290B	NV	191	6.94	
10/10/2004	2147 E. Lakeshore	Overflow caused from Surcharged Conditions MH# 10-4901	Washed down area, deodorized and disinfected.	Implement RMAP Project	None	1600	010-04901	30	174	6.77	
11/20/2004	3526 S. Lakeshore	Overflow caused from Surcharged Conditions MH# 2-1390B	Washed down area, deodorized and disinfected.	Implement RMAP Project	Dawson Creek	550	002-01390B	41	190	7.08	
11/20/2004	3556 S. Lakeshore	Overflow caused from Surcharged Conditions MH# 2-1370	Washed down area, deodorized and disinfected.	Implement RMAP Project	Dawson Creek	100	002-01370	41	190	7.08	
11/20/2004	2147 E. Lakeshore	Overflow caused from Surcharged Conditions MH# 10-4931	Washed down area, deodorized and disinfected.	Implement RMAP Project	None	19000	010-04931	41	190	7.08	
11/20/2004	2147 E. Lakeshore	Overflow caused from Surcharged Conditions MH# 10-4931	Washed down area, deodorized and disinfected.	Implement RMAP Project	None	87000	010-04931	41	190	7.08	
12/4/2004	Highland Rd.	Overflow caused from stoppage in collection line. MH# 1-200A	Washed down area, deodorized and disinfected.	Continue preventable maintenance	None	300	001-00200A	83	107	7.08	

CENTRAL Sewer District Collection System LPDES LA0036421AI# 4842

12/10/2004	3452 Ontario St.	Overflow caused from stoppage in collection MH# 60-7702	Washed down area, deodorized and disinfected.	Continue preventable maintenance	None	200	060-07702	105	137	7.18
------------	------------------	---	--	-------------------------------------	------	-----	-----------	-----	-----	------



**Department of Public Works**

Wastewater Collection Division

City of Baton Rouge  
Parish of East Baton Rouge  
Post Office Box 1471  
Baton Rouge, Louisiana  
70821

October 15, 2004

U. S. Environmental Protection Agency  
Compliance Assurance and Enforcement Division  
Water Enforcement Branch (6EN-W)  
1445 Ross Avenue  
Dallas, Texas 75202-2733

Attention: Vivian Hare

Re: LPDES Permit No. LA0036412 AI#4841  
11378 Ashbourne Overflow - PS 50 Area


Dear Ms. Hare:

This letter is to provide information regarding an overflow at 11378 Ashbourne Dr. (Manhole 050-00526), which occurred from approximately 3:00 p.m. October 8 to 4:00 p.m. October 9, 2004. During this time, an estimated 120,000 gallons of untreated sewage was released to Jones Creek.

The overflow was due to heavy rainfall associated with Tropical Storm/Depression Matthew, which resulted in approximately 7 inches of rainfall in the area, including approximately 5.5 inches on October 8 and 9. Procedures outlined in the SSO Response Plan were followed during this incident. Remedial measures action plan (RMAP) projects are being implemented to reduce the recurrence of similar future overflows in this area due to wet-weather events.

Should you require additional information concerning this matter, please let me know.

Sincerely yours,

  
for Fred E. Raiford III  
Director of Public Works

FER/DR/jct

xc: Jeff Broussard, Deputy Director of Public Works  
Rick Wright, P.E.  
Robert Groht, Jr., Wastewater Treatment Plant Manager  
David Ratcliff, Wastewater Collection Systems Manager  
Michael Ponder, Parish Attorney  
Bill McHie, MWH



**Department of Public Works**

Wastewater Collection Division

City of Baton Rouge  
Parish of East Baton Rouge  
Post Office Box 1471  
Baton Rouge, Louisiana  
70821

October 15, 2004

U. S. Environmental Protection Agency  
Compliance Assurance and Enforcement Division  
Water Enforcement Branch (6EN-W)  
1445 Ross Avenue  
Dallas, Texas 75202-2733

Attention: Vivian Hare

Re: LPDES Permit No. LA0036412 AI#4841  
1423 Sherwood Forest Overflow - PS 50 Area

Dear Ms. Hare:

This letter is to provide information regarding an overflow at 1423 Sherwood Forest Blvd. (Manhole 050-00528), which occurred from approximately 3:15 p.m. October 8 to 5:00 p.m. October 9, 2004. During this time, an estimated 140,000 gallons of untreated sewage was released to Jones Creek.

The overflow was due to heavy rainfall associated with Tropical Storm/Depression Matthew, which resulted in approximately 7 inches of rainfall in the area, including approximately 5.5 inches on October 8 and 9. Procedures outlined in the SSO Response Plan were followed during this incident. Remedial measures action plan (RMAP) projects are being implemented to reduce the recurrence of similar future overflows in this area due to wet-weather events.

Should you require additional information concerning this matter, please let me know.

Sincerely yours,

*for* Fred E. Raiford III  
Director of Public Works

FER/DR/jct

xc: Jeff Broussard, Deputy Director of Public Works  
Rick Wright, P.E.  
Robert Groht, Jr., Wastewater Treatment Plant Manager  
David Ratcliff, Wastewater Collection Systems Manager  
Michael Ponder, Parish Attorney  
Bill McHie, MWH





## Department of Public Works

Wastewater Collection Division

City of Baton Rouge  
Parish of East Baton Rouge  
Post Office Box 1471  
Baton Rouge, Louisiana  
70821

October 15, 2004

U. S. Environmental Protection Agency  
Compliance Assurance and Enforcement Division  
Water Enforcement Branch (6EN-W)  
1445 Ross Avenue  
Dallas, Texas 75202-2733

Attention: Vivian Hare

Re: LPDES Permit No. LA0036439 AI#4843  
7000 Glen Oaks Overflow - PS 47 Area

Dear Ms. Hare:

This letter is to provide information regarding an overflow at 7000 Glen Oaks (Manhole 047-00556), which occurred from approximately 5:30 p.m. October 8 to 1:30 p.m. October 9, 2004. During this time, an estimated 110,000 gallons of untreated sewage was released to Hurricane Creek.

The overflow was due to heavy rainfall associated with Tropical Storm/Depression Matthew, which resulted in approximately 7 inches of rainfall in the area, including approximately 5.5 inches on October 8 and 9. Procedures outlined in the SSO Response Plan were followed during this incident. Remedial measures action plan (RMAP) projects are being implemented to reduce the recurrence of similar future overflows in this area due to wet-weather events.

Should you require additional information concerning this matter, please let me know.

Sincerely yours,

Fred E. Raiford III  
Director of Public Works

FER/DR/jct

xc: Jeff Broussard, Deputy Director of Public Works  
Rick Wright, P.E.  
Robert Groht, Jr., Wastewater Treatment Plant Manager  
David Ratcliff, Wastewater Collection Systems Manager  
Michael Ponder, Parish Attorney  
Bill McHie, MWH



**Department of Public Works**

Wastewater Collection Division

City of Baton Rouge  
Parish of East Baton Rouge  
Post Office Box 1471  
Baton Rouge, Louisiana  
70821

October 15, 2004

U. S. Environmental Protection Agency  
Compliance Assurance and Enforcement Division  
Water Enforcement Branch (6EN-W)  
1445 Ross Avenue  
Dallas, Texas 75202-2733

Attention: Vivian Hare

Re: LPDES Permit No. LA0036439 AI#4843  
4365 Cypress Overflow - PS 65 Area

Dear Ms. Hare:

This letter is to provide information regarding an overflow at 4365 Cypress St. (Manhole 065-00102), which occurred from approximately 1:00 p.m. October 8 to 10:30 a.m. October 9, 2004. During this time, an estimated 130,000 gallons of untreated sewage was released to Cypress Bayou.

The overflow was due to heavy rainfall associated with Tropical Storm/Depression Matthew, which resulted in approximately 7 inches of rainfall in the area, including approximately 5.5 inches on October 8 and 9. Procedures outlined in the SSO Response Plan were followed during this incident. Remedial measures action plan (RMAP) projects are being implemented to reduce the recurrence of similar future overflows in this area due to wet-weather events.

Should you require additional information concerning this matter, please let me know.

Sincerely yours,

*For*  
Fred E. Raiford III  
Director of Public Works

FER/DR/jct

xc: Jeff Broussard, Deputy Director of Public Works  
Rick Wright, P.E.  
Robert Groht, Jr., Wastewater Treatment Plant Manager  
David Ratcliff, Wastewater Collection Systems Manager  
Michael Ponder, Parish Attorney  
Bill McHie, MWH



**Department of Public Works**

Wastewater Collection Division

City of Baton Rouge  
Parish of East Baton Rouge  
Post Office Box 1471  
Baton Rouge, Louisiana  
70821

October 15, 2004

U. S. Environmental Protection Agency  
Compliance Assurance and Enforcement Division  
Water Enforcement Branch (6EN-W)  
1445 Ross Avenue  
Dallas, Texas 75202-2733

Attention: Vivian Hare

Re: LPDES Permit No. LA0036421 AI#4842  
3556 Lakeshore Overflow - PS 2 Area

Dear Ms. Hare:

This letter is to provide information regarding an overflow at 3556 Lakeshore Dr. (Manhole 002-01290B), which occurred from approximately 11:00 a.m. October 8 to 1:00 a.m. October 9, 2004. During this time, an estimated 100,000 gallons of untreated sewage was released to University Lake.

The overflow was due to heavy rainfall associated with Tropical Storm/Depression Matthew, which resulted in approximately 7 inches of rainfall between October 7 and October 10, including approximately 4 inches on October 8. Procedures outlined in the SSO Response Plan were followed during this incident. Remedial measures action plan (RMAP) projects are being implemented to reduce the recurrence of similar future overflows in this area due to wet-weather events.

Should you require additional information concerning this matter, please let me know.

Sincerely yours,

*For*  
Fred E. Raiford III  
Director of Public Works

FER/DR/jct

xc: Jeff Broussard, Deputy Director of Public Works  
Rick Wright, P.E.  
Robert Grobt, Jr., Wastewater Treatment Plant Manager  
David Ratcliff, Wastewater Collection Systems Manager  
Michael Ponder, Parish Attorney  
Bill McHie, MWH



**Department of Public Works**

Wastewater Collection Division

City of Baton Rouge  
Parish of East Baton Rouge  
Pbst Office Box 1471  
Baton Rouge, Louisiana  
70821

October 15, 2004

U. S. Environmental Protection Agency  
Compliance Assurance and Enforcement Division  
Water Enforcement Branch (6EN-W)  
1445 Ross Avenue  
Dallas, Texas 75202-2733

Attention: Vivian Hare

Re: LPDES Permit No. LA0036421 AI#4842  
3526 Lakeshore Overflow - PS 2 Area

Dear Ms. Hare:

This letter is to provide information regarding an overflow at 3526 Lakeshore Dr. (Manhole 002-01390B), which occurred from approximately 11:00 a.m. October 8 to 1:00 a.m. October 9, 2004. During this time, an estimated 170,000 gallons of untreated sewage was released to University Lake.

The overflow was due to heavy rainfall associated with Tropical Storm/Depression Matthew, which resulted in approximately 7 inches of rainfall in the area, including approximately 5.5 inches on October 8 and 9. Procedures outlined in the SSO Response Plan were followed during this incident. Remedial measures action plan (RMAP) projects are being implemented to reduce the recurrence of similar future overflows in this area due to wet-weather events.

Should you require additional information concerning this matter, please let me know.

Sincerely yours,

*For*  
Fred E. Raiford III  
Director of Public Works

FER/DR/jct

xc: Jeff Broussard, Deputy Director of Public Works  
Rick Wright, P.E.  
Robert Groht, Jr., Wastewater Treatment Plant Manager  
David Ratcliff, Wastewater Collection Systems Manager  
Michael Ponder, Parish Attorney  
Bill McHie, MWH



**Department of Public Works**

Wastewater Collection Division

City of Baton Rouge  
Parish of East Baton Rouge  
Post Office Box 1471  
Baton Rouge, Louisiana  
70821

October 15, 2004

U. S. Environmental Protection Agency  
Compliance Assurance and Enforcement Division  
Water Enforcement Branch (6EN-W)  
1445 Ross Avenue  
Dallas, Texas 75202-2733

Attention: Vivian Hare

Re: LPDES Permit No. LA0036421 AI#4842  
2147 Lakeshore Overflow - PS 10 Area

Dear Ms. Hare:

This letter is to provide information regarding an overflow at 2147 Lakeshore Dr. (Manhole 010-04901), which occurred from approximately 11:00 a.m. October 8 to 8:30 a.m. October 9, 2004. During this time, an estimated 510,000 gallons of untreated sewage was released to University Lake.

The overflow was due to heavy rainfall associated with Tropical Storm/Depression Matthew, which resulted in approximately 7 inches of rainfall in the area, including approximately 5.5 inches on October 8 and 9. Procedures outlined in the SSO Response Plan were followed during this incident. Remedial measures action plan (RMAP) projects are being implemented to reduce the recurrence of similar future overflows in this area due to wet-weather events.

Should you require additional information concerning this matter, please let me know.

Sincerely yours,

*for*  
Fred E. Raiford III  
Director of Public Works

FER/DR/jct

xc: Jeff Broussard, Deputy Director of Public Works

Rick Wright, P.E.

Robert Groht, Jr., Wastewater Treatment Plant Manager

David Ratcliff, Wastewater Collection Systems Manager

Michael Ponder, Parish Attorney

Bill McHie, MWH



## Department of Public Works

City of Baton Rouge  
Parish of East Baton Rouge

Post Office Box 1471  
Baton Rouge, Louisiana  
70821

October 25, 2004

Peggy Hatch, Environmental Specialist Coordinator  
Department of Environmental Quality  
Enforcement Section  
Post Office Box 4312  
Baton Rouge, Louisiana 70821-4312

Re: LPDES Permit No. LA0036412 AI #4841  
1601 Staring Ln. Overflow - PS 57


Dear Ms. Hatch:

This letter is to inform you of an overflow at Pump Station 57 (1601 Staring Ln.), which occurred from approximately 9:30 a.m. to 12:00 p.m. October 20, 2004. During this time, an estimated 1,980,000 gallons of untreated sewage were released to Dawson Creek.

The overflow was caused by a power outage in the Pump Station 57 area. The local utility company was contacted upon discovery of the incident. The utility company restored power to the facility, and normal operations resumed. Procedures outlined in the SSO Response Plan were followed during the incident.

Should you require additional information concerning this matter, please let me know.

Sincerely yours,



Fred E. Raiford III  
Director of Public Works

FER/DR/jct

xc: Jeff Broussard, P.E., Deputy Director of Public Works  
Rick Wright, P.E. IV -SOGA  
Robert Groht, Jr., Wastewater Treatment Plant Manager  
David Ratcliff, Wastewater Collection Systems Manager  
Michael Ponder, Parish Attorney  
Bill McHie, MWH

**Part E:**  
Supplement Environmental  
Projects (SEPs)

## **Baton Rouge Consent Decree Quarterly Report Part E - Supplemental Environmental Projects (SEPs)**

**Requirement:** Pursuant to Section XX, Paragraph 60 of the Consent Decree, the City/Parish shall conduct Supplemental Environmental Projects (SEPs) in accordance with the SEP Plan Requirements. The SEPs will be completed in accordance with the schedule specified in the SEP Plan Requirement. Pursuant to Paragraph 61 of the Consent Decree, the City/Parish shall spend no less than \$1,125,000 on the SEPs. Pursuant to Paragraph 62 of the Consent Decree, the City/Parish shall complete the SEPs in accordance with the milestones contained in the SEP Plan Requirements and submit a SEP Completion Report no later than September 14, 2004. Pursuant to Paragraph 63 of the Consent Decree, the City/Parish will not be required to pay any additional civil penalty for not complying with Paragraph 61, if the City/Parish made good faith and timely efforts to complete the SEP project and can certify that at least 90% of the SEP money was spent.

### **Summary**

The SEPs completed as part of the Baton Rouge Consent Decree eliminated septic tank discharges to local waterways and redirected those flows to the public sanitary sewerage facilities for treatment. Prior to the completion of the SEPs, the sanitary sewerage facilities in the project areas consisted of individual septic tanks at each residence, which discharged to local ditches and streams that ultimately drained into the Comite and Amite Rivers. The SEPs eliminated these discharges to the local drainage systems by redirecting these flows through new sewer lines to an existing or new pump station. The flows can then be treated at the City/Parish wastewater treatment plants.

The SEPs were implemented as required by the Consent Decree with the exception of three projects beginning after the required construction start date. However, the construction for all the SEPs was completed ahead of the Consent Decree milestone completion dates. The total costs for the SEPs, including the total for design, bidding, land and construction is \$1,259,644, which is approximately 12% more than the \$1,125,000 expenditure required by the Consent Decree. The City/Parish exceeded the expenditure goal even though design costs are not included for the two projects that were designed by City/Parish staff. The SEP Completion Report was also completed ahead of time and submitted September 10, 2004 (see attachment).

The following are the Supplemental Environmental Projects (SEPs):

1. Donwood/Oak Manor Project
2. Pleasant Hills (Section 3)/Green Acres Project
3. Sharon Hills/Cedar Glen/Pleasant Hills Project
4. Stumberg Lane Project

### **Summary of Activities**

The Donwood/Oak Manor Project construction was completed on September 4, 2003, 190 days prior to the Consent Decree construction completion milestone. The Metropolitan Council issued the Certificate of Final Acceptance on October 22, 2003. The City/Parish distributed a letter to area property owners informing them of their obligation to abandon their septic tank, back fill it with sand and make sure their service line is properly connected to the City-Parish collection line within



## **Part E – Supplemental Environmental Projects (SEPs)**

eighteen months following the official notification letter, January 8, 2004. As of the end of this quarterly reporting period, 72% of the required permits have been issued in this SEP area, with approximately 95% of the permits issued being completed. At the end of the eighteen-month period, a second letter shall be sent to all homeowners who have not complied with the first letter to abandon their septic tanks.

The Pleasant Hills (Section 3)/Green Acres Project construction was completed on June 7, 2004, 7 days prior to the Consent Decree construction completion milestone. Once the work was completed, the contractor requested acceptance, and the work was inspected and recommended for acceptance by DPW and the design engineer. The Metropolitan Council issued a Resolution for Partial Acceptance on June 23, 2004 and for Final Acceptance on August 25, 2004. The City/Parish distributed a letter to area property owners informing them of their obligation to abandon their septic tank, back fill it with sand and make sure their service line is properly connected to the City-Parish collection line within eighteen months following the official notification letter, July 26, 2004.

The Sharon Hills/Cedar Glen/Pleasant Hills Project construction was completed on July 30, 2004, 15 days prior to the Consent Decree construction completion milestone. The Metropolitan Council issued a Resolution for Partial Acceptance on August 11, 2004 and for Final Acceptance on August 25, 2004. The City/Parish distributed a letter to area property owners informing them of their obligation to abandon their septic tank, back fill it with sand and make sure their service line is properly connected to the City-Parish collection line within eighteen months following the official notification letter, July 26, 2004. As of the end of this quarterly reporting period for both Sharon Hills/Cedar Glen/Pleasant Hills and Pleasant Hills (Section 3)/Green Acres Projects, 21% of the required permits have been issued in this SEP areas, with approximately 96% of the permits issued being completed. At the end of the eighteen-month period, a second letter shall be sent to all homeowners who have not complied with the first letter to abandon their septic tanks.

The Stumberg Lane Project construction was completed on September 15, 2003, 181 days prior to the Consent Decree construction completion milestone. The Metropolitan Council issued the Certificate of Final Acceptance on November 25, 2003. The City/Parish distributed a letter to area property owners informing them of their obligation to abandon their septic tank, back fill it with sand and make sure their service line is properly connected to the City-Parish collection line within six months following the official notification letter, January 8, 2004. As of the end of this quarterly reporting period, 56% of the required permits have been issued in this SEP area, with approximately 60% of the permits issued being completed. At the end of the eighteen-month period, a second letter shall be sent to all homeowners who have not complied with the first letter to abandon their septic tanks.

**Part E – Supplemental Environmental Projects (SEPs)**

**Status of Supplemental Environmental Projects (SEPs)**

Proj. No.	Design Status	Construction Start Date			Construction Completion Date		Construction % Complete	Project Cost	
		CD Sched.	Advertised	NTP	CD Sched.	Completion		CD Estimate	Total Amount
1	100%	03/14/03	02/21/03	04/28/03	03/14/04	09/04/03	100%	\$ 125,000	\$ 265,773
2	100%	06/14/03	06/27/03	09/24/03	06/14/04	06/07/04	100%	\$ 250,000	\$ 911,131
3					08/14/04	07/30/04	100%	\$ 650,000	
4	100%	03/14/03	03/28/03	06/18/03	03/14/04	09/15/03	100%	\$ 100,000	\$ 82,740
Total								\$1,125,000	\$1,259,644

1. Donwood/Oak Manor Project
2. Pleasant Hills (Section 3)/Green Acres Project
3. Sharon Hills/Cedar Glen/Pleasant Hills Project
4. Stumberg Lane Project

The City/Parish  [is]  [is not] in compliance with Section XX Supplemental Environmental Projects for the period 10 / 1 / 04 to 12 / 31 / 04. If not, see comments above.

**Part F:**  
Consent Decree  
Compliance Status

## Baton Rouge Consent Decree Quarterly Report Part F - Consent Decree Compliance Status

**Requirement:** Pursuant to Exhibit I of the Consent Decree, the City/Parish must report Decree compliance status in each quarterly report and provide a brief summary of compliance items and any other information required to convey compliance or non-compliance with the Consent Decree.

WWT  
 Pat

### Compliance Status

I. The City/Parish was not in compliance with the South Treatment Plant Permit No. LA0036412 AI# 4841 during the reporting period. The South Wastewater Treatment Plant (SWWTP) exceeded the permit effluent limits for weekly average for BOD & Fecal Coliform, monthly average for BOD & TSS (mg/l) and 75% removal of BOD, for the periods shown in the table below. The total amount of stipulated penalties identified for non-compliant activities at the South Plant during this reporting period is \$28,500. Noncompliance was due to operational issues at the South Wastewater Treatment Plant.

Trickling filters #1-4 and primary basin #2 at the SWWTP were out of service during this reporting period for repairs. Primary Basin #2 should be back in service during this quarter. The contract for the rehabilitation of the trickling filters #1-4 was bid and awarded this quarter. Construction on this project began in Nov. 2004 and is scheduled for completion in June 2005. Noncompliance is anticipated until June 2005, when trickling filters #1-4 will be put back into service.

SWWTP	Permit Level	4 <sup>th</sup> Quarter 2004			Stipulated Penalty		
		Oct.	Nov.	Dec.	# of Occurrences	Per Occurrence	Total
<b>BOD</b>							
7-Day Avg. (mg/l)	45	46	47	52	3	\$1,000	\$3,000
		47		49	2	\$1,000	\$2,000
Monthly Avg. (mg/l)	30	41	35	48	3	\$2,500	\$7,500
Monthly Avg. (lbs/day)	13,511	C	C	C			
Percent Removal	75%	67%	73%	66%	3	\$2,500	\$7,500
<b>TSS</b>							
7-Day Avg. (mg/l)	45	C	C	C			
Monthly Avg. (mg/l)	30	34	34	34	3	\$2,500	\$7,500
Monthly Avg. (lbs/day)	13,511	C	C	C			
Percent Removal	75%	C	C	C			
<b>TRC</b>							
Daily Avg (mg/l)	0.46	C	C	C			
<b>Fecal Coliform</b>							
7-Day Avg. (mg/l)	400 col/100ml	998	C	C	1	\$1000	\$1000
Monthly Avg. (mg/l)	200 col/100ml	C	C	C			
<b>Total</b>							<b>\$28,500</b>

C-Compliance

**Part F - Consent Decree Compliance Status**

2. The City/Parish was not in compliance with the Central Treatment Plant LPDES Permit No. LA0036421 AI# 4842 during the reporting period. The Central Wastewater Treatment Plant (CWWTP) exceeded the permit effluent limits for weekly geometric mean of fecal coliform, for the period shown in the table below. The total amount of stipulated penalties identified for non-compliant activities at the Central Plant during this reporting period is \$1,000.00. Noncompliance was due to operational issues at the Central Wastewater Treatment Plant.

The Central WWTP has one defective trickling filter distributor, refurbishing on that distributor stated construction during this reporting period and is scheduled for completion in April 2005.

CWWTP	Permit Level	4 <sup>th</sup> Quarter 2004			Stipulated Penalty		
		Oct.	Nov.	Dec.	# of Occurrences	Per Occurrence	Total
<b>BOD</b>							
7-Day Avg. (mg/l)	45	C	C	C			
		C	C	C			
Monthly Avg. (mg/l)	30	C	C	C			
Monthly Avg. (lbs/day)	13,511	C	C	C			
Percent Removal	75%	C	C	C			
<b>TSS</b>							
7-Day Avg. (mg/l)	45	C	C	C			
Monthly Avg. (mg/l)	30	C	C	C			
Monthly Avg. (lbs/day)	13,511	C	C	C			
Percent Removal	75%	C	C	C			
<b>TRC</b>							
Daily Avg (mg/l)	0.46	C	C	C			
<b>Fecal Coliform</b>							
7-Day Avg. (mg/l)	400 col/100ml	C	1,864	C	1	\$1000	\$1000
Monthly Avg. (mg/l)	200 col/100ml	C	C	C			
<b>Total</b>							<b>\$1,000</b>

C-Compliance

3. One unauthorized discharges occurred at the South Wastewater Treatment Plant (SWWTP) and resulted in the release of more than one million gallons during the entire duration. The stipulated penalty identified for this non-compliant activity at the South Plant is \$5,000. Noncompliance was due to a power outage at the Pump Station, as note in Part D Reporting of Unauthorized Discharges.

Unauthorized Discharges (>1M gal.)	4 <sup>th</sup> Quarter 2004			Stipulated Penalty			
	Oct.	Nov.	Dec.	# of Occurrences	Per Occurrence	Total	
North Plant-LA0036439	C	C	C				
Central Plant-LA0036421	C	C	C				
South Plant-LA0036412	C	1.98	C	1	\$5,000	\$5,000	
<b>Total</b>							<b>\$5,000</b>

C-Compliance

## Part F - Consent Decree Compliance Status

### Summary of Activities

1. City/Parish submitted a Municipal Water Pollution Prevention (MWPP) Environmental Audit Report on October 18, 2004 for the Central Wastewater Treatment Plant (CWWPT).
2. November 2004, construction began on the Renovate Trickling Filter Distributors Central & South Treatment Plant Project No. WTP-04-01
3. Design engineer selected for Project 04-RMP-N13, North Choctaw Area Upgrades.
4. Design engineer selected for Project 04-RMP-S05, South Choctaw Area Upgrades.
5. Design engineer selected for Project 04-RMP-N01, Choctaw Pump Station.
6. Design engineer selected for Project 04-RMP-N22, Choctaw Storage Basin.
7. Met with the Citizens Advisory Committee to discuss the status of the SSO Program.
8. Provide SCIP and SSO CAP information in the Mayor-President's Budget Message.
9. SRF Loan Program

The City/Parish  [is]  [is not] in full compliance with Consent Decree for the period 10 / 1 / 04 to 12 / 31 / 04. If not, see comments above.