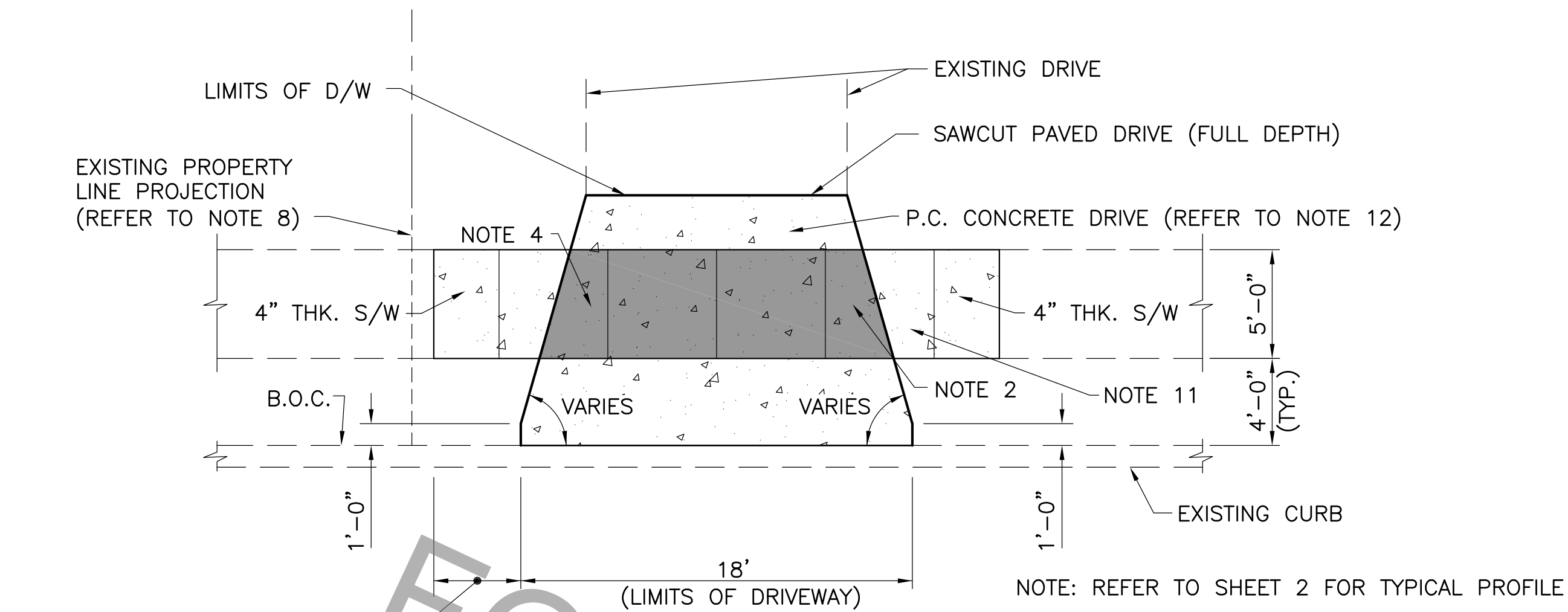
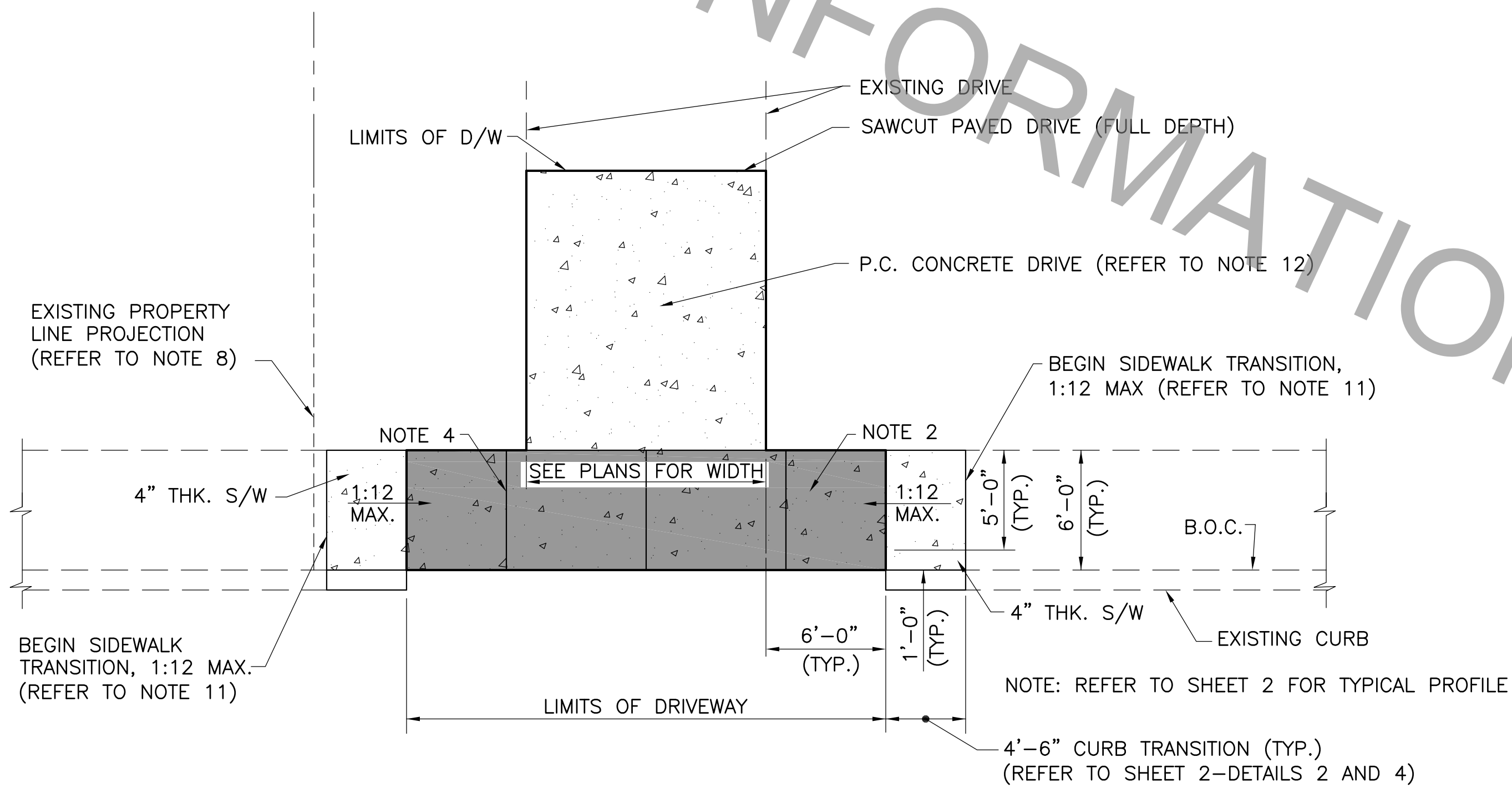


PROJECT NO.	SHEET

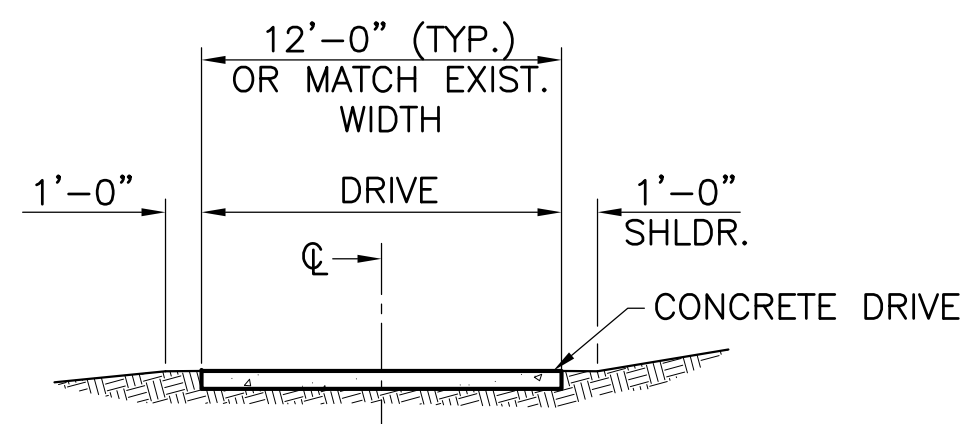


4'-6" CURB TRANSITION (TYP.)
(REFER TO SHEET 2-DETAILS 2 AND 4)

DRIVEWAY PLAN
LOCAL STREETS (REFER TO NOTE 10)
N.T.S.



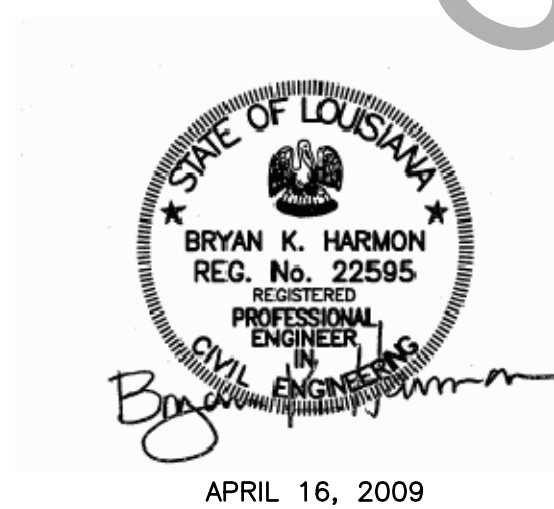
DRIVEWAY PLAN
COLLECTOR AND ARTERIAL STREETS (REFER TO NOTE 10)
N.T.S.



SECTION VIEW
N.T.S.

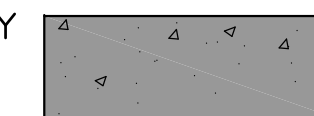
NOTES:

1. DRIVEWAY GEOMETRY SHOWN SHALL APPLY FOR BOTH NEW STREET CONSTRUCTION AND MODIFICATIONS TO EXISTING STREETS.
2. SIDEWALK THICKNESS SHALL MATCH DRIVEWAY THICKNESS WITHIN LIMITS OF DRIVEWAY OR AS DIRECTED BY THE PROJECT ENGINEER.
3. CONSTRUCTION OR KEYWAY JOINT REQ'D WHEN DRIVE DIMENSIONS EXCEED 16' IN EITHER DIRECTION. LOCATION OF JOINTS SHALL BE COORDINATED WITH THE PROJECT ENGINEER.
4. WITHIN THE DRIVEWAY LIMITS, SIDEWALK AREA SHALL HAVE SCORED JOINTS PER STANDARD PLANS AND SPECIFICATIONS. EXPANSION AND CONSTRUCTION JOINT LOCATIONS SHALL BE PER 907-01.
5. REFER TO STD. PLAN 907-01 FOR SIDEWALK RAMPS. SIDEWALK TRANSITION SHALL NOT EXCEED 1:12 SLOPE.
6. MAXIMUM CHANGE IN GRADES IS 12% FOR A CREST AND 11% AT SAGS WITHOUT VERTICAL CURVES. MAXIMUM GRADE CHANGES SHOULD BE AT LEAST 10' APART. MAXIMUM GRADE TYPICALLY SHALL NOT EXCEED 20%.
7. REFER TO STD. PLAN 502-01 FOR CURB DETAILS AND REFER TO STD. PLAN 907-02 FOR COMBINATION CURB AND GUTTER DETAILS.
8. DRIVEWAY SHALL NOT EXTEND BEYOND THE ADJACENT PROPERTY LINE PROJECTION.
9. THE WIDTH OF THE DRIVEWAY AT THE THROAT SHALL BE A MINIMUM OF 12'.
10. STREET TYPES ARE AS DEFINED BY THE TRAFFIC ENGINEER.
11. NEW SIDEWALKS SHALL BE TRANSITIONED TO MATCH EXISTING SIDEWALKS AS DIRECTED BY THE PROJECT ENGINEER.
12. DRIVEWAY THICKNESS SHALL BE AS SHOWN ON THE CONSTRUCTION PLANS OR AS DIRECTED BY THE PROJECT ENGINEER. MINIMUM RESIDENTIAL DRIVE THICKNESS IS 6".



LEGEND

SIDEWALK AREA WITHIN DRIVEWAY
(PAID FOR AS DRIVEWAY)
REFER TO NOTES 2 AND 4.



STANDARD PLAN NO. 907-04	DATED APRIL 16, 2009	SHEET NO. 1 OF 2
RESIDENTIAL DRIVES GEOMETRIC DETAILS		
ENGINEERING DIVISION DEPARTMENT OF PUBLIC WORKS CITY OF BATON ROUGE & PARISH OF EAST BATON ROUGE		
DESIGNED GLP	DRAWN GLP	CHECKED GLP
APPROVED B. HARMON		

DATE	DESCRIPTION	BY
	REVISIONS	