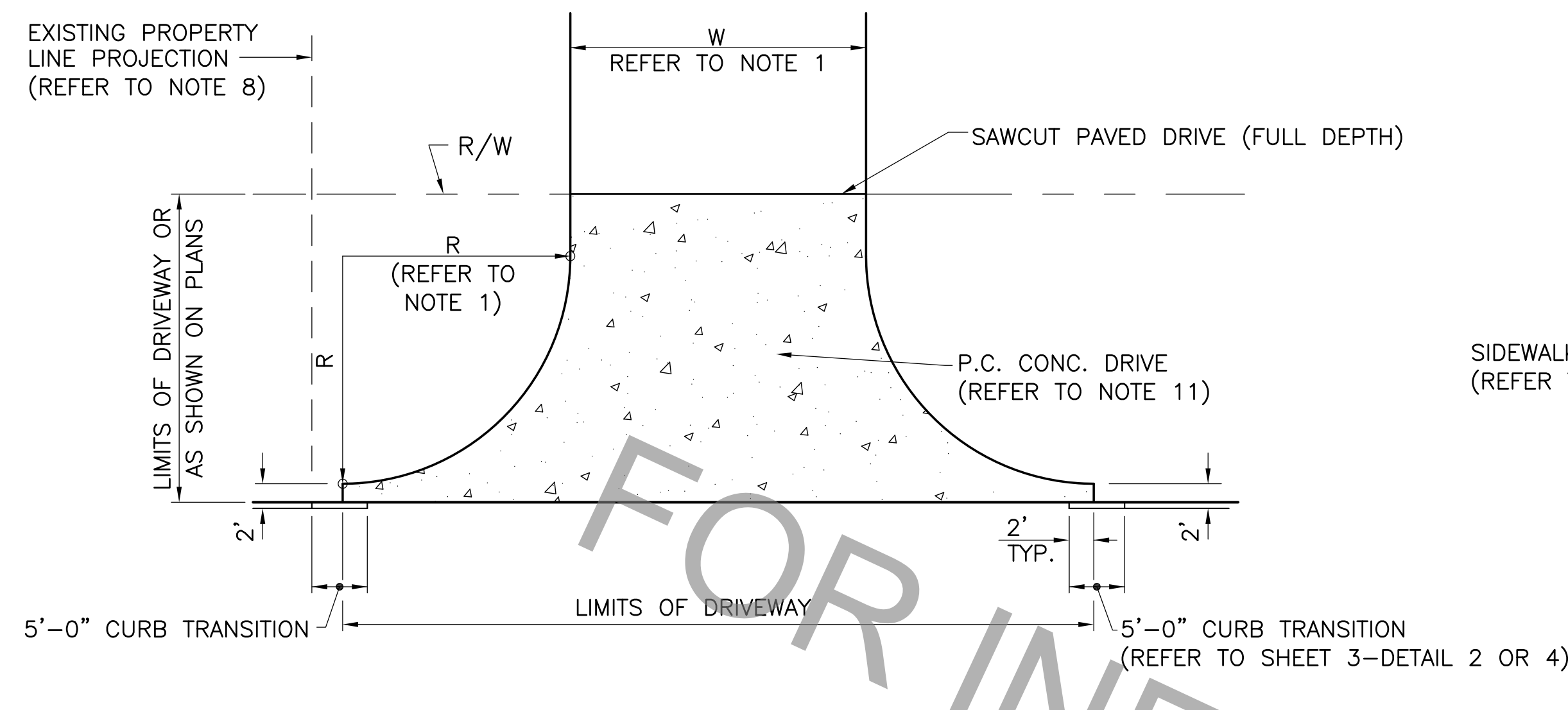
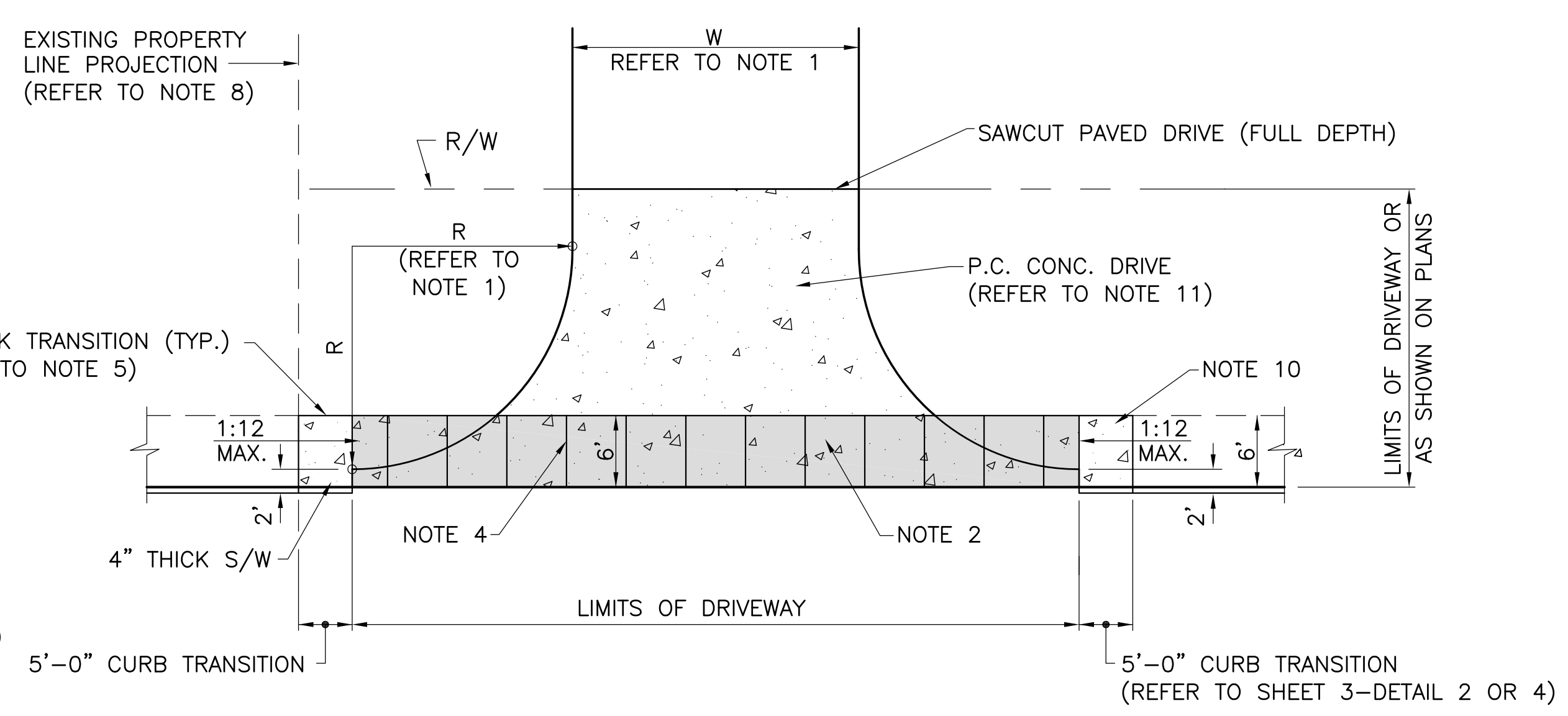


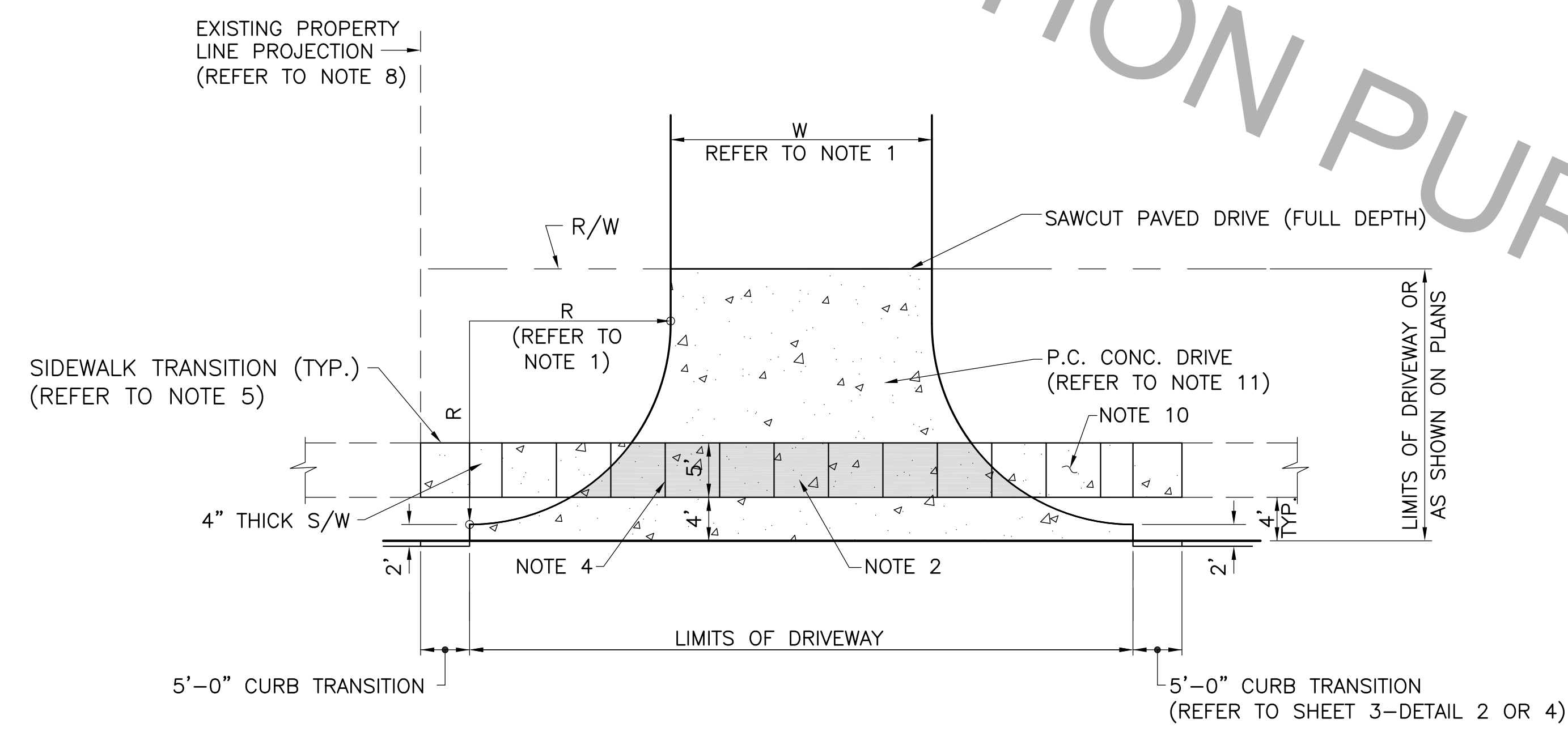
PROJECT NO.	SHEET



COMMERCIAL DRIVE - TYPE 1
 SINGLE NON-CURBED
 NO SIDEWALK
 N.T.S.




COMMERCIAL DRIVE - TYPE 2
 SINGLE NON-CURBED
 WITH SIDEWALK ADJACENT TO CURB
 N.T.S.



COMMERCIAL DRIVE - TYPE 3
 SINGLE NON-CURBED
 WITH OFFSET SIDEWALK
 N.T.S.

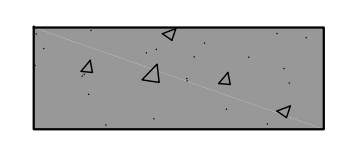
- NOTES:
1. DRIVEWAY GEOMETRY SHOWN SHALL APPLY FOR BOTH NEW STREET CONSTRUCTION AND MODIFICATIONS TO EXISTING STREETS. R AND W - REFER TO CONSTRUCTION PLAN FOR SPECIFIC DIMENSIONS WHEN PROVIDED, OTHERWISE REFER TO 907-DG.
 2. SIDEWALK THICKNESS SHALL MATCH DRIVEWAY THICKNESS AS SHOWN OR AS DIRECTED THE PROJECT ENGINEER.
 3. CONSTRUCTION OR KEYWAY JOINT REQ'D WHEN DRIVE DIMENSIONS EXCEED 16' IN EITHER DIRECTION. LOCATION OF JOINTS SHALL BE COORDINATED WITH THE PROJECT ENGINEER.
 4. WITHIN THE DRIVEWAY LIMITS, SIDEWALK AREA SHALL HAVE SCORED JOINTS PER STANDARD PLANS AND SPECIFICATIONS. SIDEWALK EXPANSION AND CONSTRUCTION JOINT LOCATIONS SHALL BE PER 907-01.
 5. REFER TO STD. PLAN 907-01 FOR SIDEWALK RAMPS. SIDEWALK TRANSITION SHALL NOT EXCEED 1:12 SLOPE.
 6. MAXIMUM CHANGE IN GRADES IS 12% FOR A CREST AND 11% AT SAGS WITHOUT VERTICAL CURVES. MAXIMUM GRADE CHANGES SHOULD BE AT LEAST 10' APART. MAXIMUM GRADE TYPICALLY SHALL NOT EXCEED 20%.
 7. REFER TO STD. PLAN 502-01 FOR CURB DETAILS AND STD. PLAN 907-02 FOR COMBINATION CURB AND GUTTER DETAILS.
 8. DRIVEWAY SHALL NOT EXTEND BEYOND THE ADJACENT PROPERTY LINE PROJECTION.
 9. STREET TYPES ARE AS DEFINED BY THE TRAFFIC ENGINEER.
 10. NEW SIDEWALKS SHALL BE TRANSITIONED TO MATCH THE EXISTING SIDEWALK AS DIRECTED BY THE PROJECT ENGINEER.
 11. DRIVEWAY THICKNESS SHALL BE AS SHOWN ON THE CONSTRUCTION PLANS OR AS DIRECTED BY THE PROJECT ENGINEER. MINIMUM COMMERCIAL DRIVEWAY THICKNESS IS 6 INCHES.
 12. REFER TO SHEET 3 FOR TYPICAL PROFILES AND DETAILS.



APRIL 16, 2009

LEGEND

SIDEWALK AREA WITHIN DRIVEWAY
 (PAID AS DRIVEWAY)
 REFER TO NOTES 2 AND 4



STANDARD PLAN NO. 907-03	DATED APRIL 16, 2009	SHEET NO. 1 OF 3
-----------------------------	-------------------------	---------------------

**COMMERCIAL DRIVES
 GEOMETRIC DETAILS**

ENGINEERING DIVISION DEPARTMENT OF PUBLIC WORKS CITY OF BATON ROUGE & PARISH OF EAST BATON ROUGE			
DESIGNED GLP	DRAWN GLP	CHECKED GLP	APPROVED B. HARMON

DATE	DESCRIPTION	BY
	REVISIONS	

ENGINEERING AUTODESK LAND DESKTOP STDLAY FORM G.V.