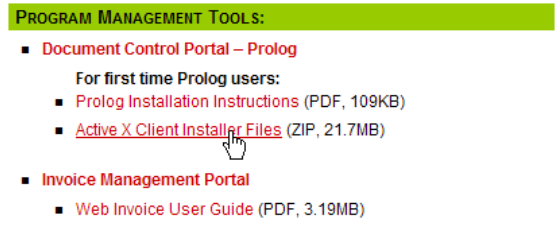
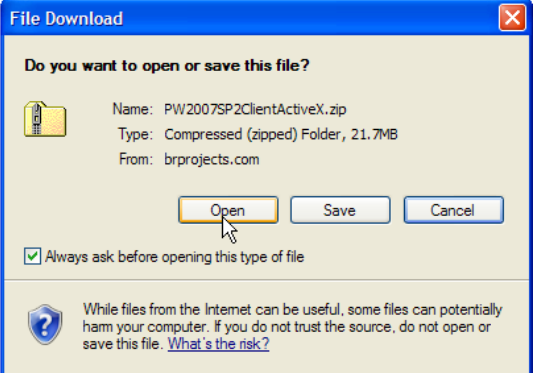
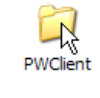
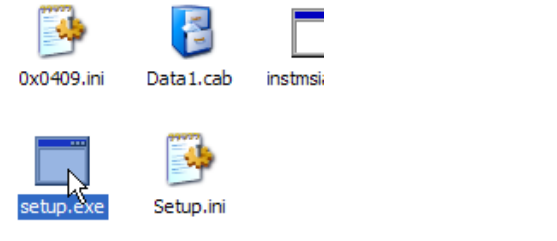
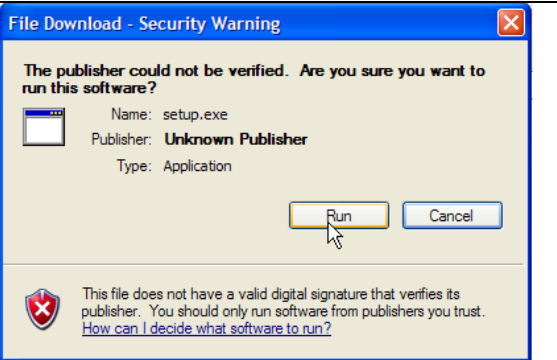
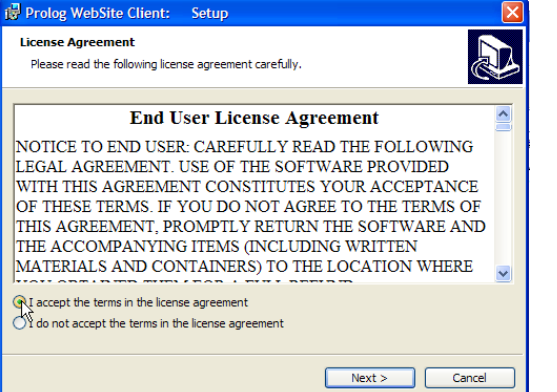


Installing Active X Client:

1. Click on "Active X Client Installer Files"	 <p>PROGRAM MANAGEMENT TOOLS:</p> <ul style="list-style-type: none">■ Document Control Portal – Prolog<ul style="list-style-type: none">For first time Prolog users:<ul style="list-style-type: none">■ Prolog Installation Instructions (PDF, 109KB)■ Active X Client Installer Files (ZIP, 21.7MB)■ Invoice Management Portal<ul style="list-style-type: none">■ Web Invoice User Guide (PDF, 3.19MB)
2. Click "Open"	 <p>File Download</p> <p>Do you want to open or save this file?</p> <p>Name: PW2007SP2ClientActiveX.zip Type: Compressed (zipped) Folder, 21.7MB From: brprojects.com</p> <p><input type="button" value="Open"/> <input type="button" value="Save"/> <input type="button" value="Cancel"/></p> <p><input checked="" type="checkbox"/> Always ask before opening this type of file</p> <p>While files from the Internet can be useful, some files can potentially harm your computer. If you do not trust the source, do not open or save this file. What's the risk?</p>
3. Double-click on "PWClient" to open this directory	 <p>PWClient</p>
4. Double-click on "setup.exe"	 <p>0x0409.ini Data 1.cab instmsi</p> <p>setup.exe Setup.ini</p>
5. Click Run	 <p>File Download - Security Warning</p> <p>The publisher could not be verified. Are you sure you want to run this software?</p> <p>Name: setup.exe Publisher: Unknown Publisher Type: Application</p> <p><input type="button" value="Run"/> <input type="button" value="Cancel"/></p> <p>This file does not have a valid digital signature that verifies its publisher. You should only run software from publishers you trust. How can I decide what software to run?</p>
6. Click on "I accept" and ActiveX will finish installing	 <p>Prolog WebSite Client: Setup</p> <p>License Agreement Please read the following license agreement carefully.</p> <p>End User License Agreement</p> <p>NOTICE TO END USER: CAREFULLY READ THE FOLLOWING LEGAL AGREEMENT. USE OF THE SOFTWARE PROVIDED WITH THIS AGREEMENT CONSTITUTES YOUR ACCEPTANCE OF THESE TERMS. IF YOU DO NOT AGREE TO THE TERMS OF THIS AGREEMENT, PROMPTLY RETURN THE SOFTWARE AND THE ACCOMPANYING ITEMS (INCLUDING WRITTEN MATERIALS AND CONTAINERS) TO THE LOCATION WHERE YOU OBTAINED THE SOFTWARE. IF YOU AGREE TO THESE TERMS, PLEASE CLICK ON THE "I ACCEPT" BUTTON.</p> <p><input checked="" type="radio"/> I accept the terms in the license agreement <input type="radio"/> I do not accept the terms in the license agreement</p> <p><input type="button" value="Next >"/> <input type="button" value="Cancel"/></p>