



Baton Rouge SSO Program

2002 Consent Decree

Quarterly Report No. 4

April 24, 2003



Department of Public Works

City of Baton Rouge
Parish of East Baton Rouge

Post Office Box 1471
Baton Rouge, Louisiana
70821

April 24, 2003

CERTIFIED – RETURN RECEIPT REQUESTED

Chief,
Water Enforcement Branch (6EN-W)
Compliance Assurance and Enforcement Division
U.S. Environmental Protection Agency, Region VI
1445 Ross Avenue
Dallas, Texas 75202-2733

Re: City of Baton Rouge and Parish of East Baton Rouge
Consent Decree-Civil Action No. 01-978-B-M3
Fourth Quarterly Report - **Period Ending March 31, 2003**

Gentlemen:

Pursuant to Paragraph 51 of the Consent Decree, the City of Baton Rouge and Parish of East Baton Rouge hereby submits the 4th Consent Decree Quarterly Report covering activities for the quarter ending March 31, 2003. This report contains a summary of compliance with and activities related to:


- Cross Connection Elimination Plan
- Collection System Preventive Maintenance Program (PMP)
- Sanitary Sewer Overflow Response Plan (SSORP)
- Reporting of Unauthorized Discharges
- Supplemental Environmental Projects (SEP)
- Consent Decree Compliance Status

These activities are described in Sections VIII, IX, X, XI, XX and XXI of the Consent Decree.

I certify that the information contained in or accompanying this document is true, accurate and complete. As to identified portions of this document for which I cannot personally verify their truth and accuracy, I certify as the official having supervisory responsibility for the persons who, acting under my direct instructions, made the verification, that this is true, accurate and complete.

Mr. Fred E. Raiford III
April 24, 2003
Page 2

Sincerely,



Fred E. Raiford III
Director

Cc: Honorable Bobby Simpson, Mayor-President
Mr. Paul Thompson, Chief Administrative Officer
Chief, Environmental Enforcement Section, US DOJ
Mr. Bruce Hammatt, LDEQ
Ms. Peggy Hatch, LDEQ
Mr. Carlos Zequeira, (6RC-EA)
Ms. Vivian Hare, (6EN-WC)
Mr. Jim Thompson
Mr. Jerome Klier
Mr. Jeff Broussard
Mr. Kent A. Mudd
Mr. Robert Groht
Mr. Mike Hill
Mr. David Ratcliff
Mr. Bill McHie, MWH

Table of Contents

	<u>PART</u>
CROSS CONNECTION ELIMINATION PLAN	A
COLLECTION SYSTEM PREVENTIVE MAINTENANCE PROGRAM (PMP)	B
SANITARY SEWER OVERFLOW RESPONSE PLAN (SSORP)	C
REPORTING OF UNAUTHORIZED DISCHARGES	D
SUPPLEMENTAL ENVIRONMENTAL PROJECTS (SEP)	E
CONSENT DECREE COMPLIANCE STATUS	F

Part A:
Cross Connection
Elimination Plan

Baton Rouge Consent Decree Quarterly Report Part A - Cross Connection Elimination Plan

Requirement: Pursuant to Paragraph 16, Section VIII of the Consent Decree, if the City/Parish identifies any Cross Connection in the Collection System, it shall be permanently sealed or eliminated within 30 days of identification or if the City/Parish elects to have the work performed by a contractor, within 60 days of identification.

Summary of Activities

No cross connections were discovered during this quarter. There is no anticipated non-compliance. During the reporting period 452,600 linear feet of sewer were smoke tested to identify violations of City/Parish ordinances regarding private cross connections. No private cross connections were identified. There were no exceptions in enforcing the ban on private cross connections.

Summary	North Plant LA0036439	Central Plant LA0036421	South Plant LA0036412	Total
Total No. of Cross Connections Identified:	0	0	0	0
Total No. of Cross Connections Eliminated:	0	0	0	0
Total No. of Private Cross Connections Identified:	0	0	0	0
Total No. of Private Cross Connections Eliminated:	0	0	0	0

Part A – Cross Connection Elimination Plan

Summary of Cross Connections Identified						
Number	Date Identified	Location	Private (Y/N)	Current Status	Notice Date	Date Eliminated
North Plant (LA0036439)						
1						
2						
3						
Central Plant (LA0036421)						
1						
2						
3						
South Plant (LA0036412)						
1						
2						
3						

The City/Parish [is] [is not] in compliance with Section VIII Elimination of Cross Connections for the period 01 / 01 / 03 to 03 / 31 / 03. If not, see comments above.

Part B:
Collection System
Preventive Maintenance
Program (PMP)

Consent Decree Quarterly Report Part B - Preventive Maintenance Program (PMP)

Requirement: Pursuant to Exhibit I of the Consent Decree, the City/Parish shall report compliance and include a brief narrative summary of activities related to compliance and/or noncompliance with the Preventive Maintenance Program during the reporting period. In accordance with the Wastewater Collection System Preventive Maintenance Plan, Paragraph 1.4, specific activities performed related to collection system preventive maintenance will be reported to the EPA and LDEQ on a quarterly basis.

Summary of Activities

During the reporting period we have followed our standard operating procedures, and continued to follow the equipment manufacturers' recommended operation and maintenance requirements, as referenced in the Wastewater Treatment Facilities Preventive Maintenance Plan. We have also continued developing an electronic tracking system for maintenance activities at the three treatment plants, similar to the tracking system established for the pump stations.

The table on page B-2 provides a summary of collection system preventive maintenance activities during the reporting period. As indicated, the primary preventive maintenance activity is inspection of facilities; including gravity sewers (through CCTV), manholes, ARVs etc. We provided information for each treatment plant service area and identified whether the activity was routine (standard preventive maintenance) or corrective (in response to a particular complaint or perceived problem) in nature.

The summary table on page B-2 indicates good progress on all annual goals except ARV inspection. There were some personnel issues this quarter, which limited the number of inspections. We anticipate increasing these inspections next quarter in order to reach our annual goal.

Based on the work effort through existing contracts and by City/Parish forces during this quarter, we do not anticipate any non-compliance related to preventive maintenance activities in the future.

There were no problems encountered or deficiencies identified in the Preventive Maintenance Program plans.

Part B - Preventive Maintenance Program (PMP)

Summary of Collection System Activities

	Quarterly Total	Cumulative Annual Total	Annual Goal
Gravity Collection System (8,510,000ft/38,000MH)			
Lines Cleaned (ft)	216,530	216,530	570,000
CCTV Inspected (ft)	110,312	110,312	570,000
Smoke Tested (ft)	452,641	452,641	----
Smoke Tested (no. of locations)	684	684	----
Dye Water Flooded (no. of locations)	484	484	----
Manholes Inspected (no.)	1,675	1,675	2,500
Lines Repaired (no.)	548	548	----
MH Rehabbed (no.)	101	101	----
Force Mains (240 miles)			
Visual Surface Inspection (miles)	27.8	27.8	120
Repaired (no.)	6	6	----
Air Release Valves (604)			
Inspected/Maintained	108	108	960 to 1,200
Repaired (no.)	45	45	----
Pump & Lift Stations (421)			
Inspections (no.)	16,614	16,614	45,136
Wet wells cleaned	24	24	----
Repaired (no.)	15	15	----
Peak Flow Storage Facilities (2)			
Little Peak site visits	39	39	104
Big Peak site visits	39	39	104

**Attached are separate Collection System Activity Sheets for each Treatment Plant Service Area.

The City/Parish [is] [is not] in compliance with Section IX Preventive Maintenance Program Plan for the period 01 / 01 / 03 to 03 / 31 / 03. If not, see comments above.

**Part B – Preventive Maintenance Program (PMP)
Summary of Activities by Treatment Plant Service Area**

North Plant (LA0036439)

	Routine Maintenance	Corrective Maintenance	Quarterly Total
Gravity Collection System (2,460,000ft/10,640MH)			
Lines Cleaned (ft)	100,119	48,435	148,554
CCTV Inspected (ft)	102,783	0	102,783
Smoke Tested (ft)	244,735	67,034	311,769
Smoke Tested (no. of locations)	42	171	213
Dye Water Flooded (no. of locations)	3	171	174
Manholes Inspected (no.)	1,341	0	1,341
Lines Repaired (no.)	95	0	95
MH Rehabbed (no.)	0	40	40
Force Mains (120 miles)			
Visual Surface Inspection (miles)	16	0	16.0
Repaired (no.)	0	4	4
Air Release Valves (345)			
Inspected/Maintained	62	0	62
Repaired (no.)	0	26	26
Pump & Lift Stations (141)			
Inspections (no.)	5,382	0	5,382
Wet wells cleaned	11	0	11
Repaired (no.)	0	8	8

**Part B – Preventive Maintenance Program (PMP)
Summary of Activities by Treatment Plant Service Area**

Central Plant (LA0036421)

	Routine Maintenance	Corrective Maintenance	Quarterly Total
Gravity Collection System (1,410,000ft/5,760MH)			
Lines Cleaned (ft)	0	24,287	24,287
CCTV Inspected (ft)	0	0	0
Smoke Tested (ft)	15,641	30,550	46,191
Smoke Tested (no. of locations)	52	88	140
Dye Water Flooded (no. of locations)	7	88	95
Manholes Inspected (no.)	163	0	163
Lines Repaired (no.)	134	55	189
MH Rehabbed (no.)	0	12	12
Force Mains (10 miles)			
Visual Surface Inspection (miles)	0	0	0.0
Repaired (no.)	0	0	0
Pump & Lift Stations (21)			
Inspections (no.)	858	0	858
Wet wells cleaned	2	0	2
Repaired (no.)	0	2	2

**Part B – Preventive Maintenance Program (PMP)
Summary of Activities by Treatment Plant Service Area**

South Plant (LA0036412)

	Routine Maintenance	Corrective Maintenance	Quarterly Total
Gravity Collection System (4,640,000ft/21,580MH)			
Lines Cleaned (ft)	7,329	36,360	43,689
CCTV Inspected (ft)	7,529	0	7,529
Smoke Tested (ft)	31,081	63,600	94,681
Smoke Tested (no. of locations)	119	212	331
Dye Water Flooded (no. of locations)	3	212	215
Manholes Inspected (no.)	171	0	171
Lines Repaired (no.)	131	133	264
MH Rehabbed (no.)	0	49	49
Force Mains (110 miles)			
Visual Surface Inspection (miles)	12	0	11.8
Repaired (no.)	0	2	2
Air Release Valves (252)			
Inspected/Maintained	46	0	46
Repaired (no.)	0	19	19
Pump & Lift Stations (259)			
Inspections (no.)	10,374	0	10,374
Wet wells cleaned	11	0	11
Repaired (no.)	0	5	5
Peak Flow Storage Facilities (2)			
Little Peak site visits	39	0	39
Big Peak site visits	39	0	39

Part C:
Sanitary Sewer Overflow
Response Plan (SSORP)

Consent Decree Quarterly Report Part C - Sanitary Sewer Overflow Response Plan (SSORP)

Requirement: Pursuant to Paragraph 24, Section X of the Consent Decree, The City/Parish shall implement the Sanitary Sewer Overflow Response Plan (SSO Response Plan) attached to the Consent Decree as Exhibit A.

Summary of Activities

A total of 68 Sanitary Sewer Overflows (SSOs) were responded to during this reporting period. The Sanitary Sewer Overflow Monitoring Report, included as Part D Reporting of Unauthorized Discharges of this Quarterly Report, provides details about these overflows – including the response action taken. There were no problems encountered in following the SSO Response Plan. The Sanitary Sewer Overflow Response Plan was followed for each unauthorized discharge reported. The City/Parish was in compliance with the Collection System Preventive Maintenance Program.

Summary of Unauthorized Discharges	Number
North Plant-LA0036439 Collection System	12
Central Plant-LA0036421 Collection System	10
South Plant-LA0036412 Collection System	46
Total	68

** See table attached to Part D – Reporting of Unauthorized Discharges for detailed information about individual events.

The City/Parish [is] [is not] in compliance with Section X Sanitary Sewer Overflow Response Plan (SSORP) for the period 01 / 01 / 03 to 03 / 31 / 03. If not, see comments above.

Part D:
Reporting of
Unauthorized Discharges

Baton Rouge Consent Decree Quarterly Report Part D - Reporting of Unauthorized Discharges

Requirement: Pursuant to Paragraph 26, Section XI of the Consent Decree the City/Parish shall report all Unauthorized Discharges of which it becomes aware to EPA and LDEQ. All such Unauthorized Discharges shall be reported to EPA and LDEQ in the Quarterly Report.

Summary of Unauthorized Discharges

The attached Sanitary Sewer Overflow Monitoring Report provides information about all unauthorized discharges discovered during the reporting period, such as the date, location, cause, action taken to reduce or eliminate the discharge, surface water which received the discharge and quantity of the discharge. The attached Sanitary Sewer Overflow Monitoring Report also identifies the steps taken to prevent the recurrence of the discharge.

There were no unusual SSOs, but there were five unauthorized discharges greater than 100,000 gallons during this reporting period. These unauthorized discharges were all due to an extreme rain event on February 21, 2003, as noted on the attached correspondence. East Baton Rouge Parish received over 4.6-inches of rain in 30 hours, these areas alone received a little over 4-inches of rain in a 30-hour period. February 2003 is on record as being the wettest February in history. In order to prevent recurrence of similar future overflows due to wet-weather events in these areas Remedial Measures Action Plan (RMAP) projects are being implemented.

Summary of Unauthorized Discharges	Number
North Plant-LA0036439 Collection System	12
Central Plant-LA0036421 Collection System	10
South Plant-LA0036412 Collection System	46
Total	68

** See attached tables for detailed information about individual events.

The City/Parish [is] [is not] in compliance with Section XI Reporting of Unauthorized Discharges for the period 01 / 01 / 03 to 03 / 31 / 03. If not, see comments above.

**CITY OF BATON ROUGE / PARISH OF EAST BATON ROUGE
SANITARY SEWER OVERFLOWS MONITORING REPORT
JANUARY 2003-MARCH 2003**

North Sewer District Collection System		LPDES Permit #LA0036439 / LADEQ Permit # WP0487					1 of 9				
Date	Address	Cause	Action	Prevention	Rec. Waters	Amt. (GALS)	PS	BOD	TSS	pH	
1	Jan 9	Keystone @ Narcissus	Broken 8" force main; sewer discharged into canal	Repaired by private contractor, area washed down, deodorized & disinfected	None	Amite River	350	200	184	148	7.34
2	Jan 9	18048 Keystone Avenue	Broken force main	Repair coordinated and scheduled	None		3000	220		606	8.20
3	Feb 5	6038 Landis	C/L stoppage	Line cleared, area washed down, deodorized & disinfected	Continue preventative maintenance & monitor for recurrence	Hurricane Creek	100	47	207	152	7.23
4	Feb 10	5085 Landis	C/L stoppage due to grease	Line cleared, area washed down, deodorized & disinfected	Continue preventative maintenance & monitor for recurrence	Hurricane Creek	100	52	164	140	7.35
5	Feb 21	Chippewa @ Scenic	C/L surcharged due to heavy rain	Monitored area, deodorized & disinfected	Implement RMAP projects	Mississippi River	10,000	23	60	104	6.93
6	Feb 21	Chippewa @ I-110	C/L surcharged due to heavy rain	Monitored area, deodorized & disinfected	Implement RMAP projects	Mississippi River	10,000	23	60	104	6.93
7	Feb 22	12336 Pheasantwood	PS No. 501 down due to mechanical failure	Contacted pump mechanic, area washed down, deodorized & disinfected	Continue preventative maintenance & monitor for recurrence	Blackwater Bayou	500	501	43	106	6.68
8	Mar 3	6168 Calion	C/L stoppage	Line cleared, area washed down, deodorized & disinfected	Continue preventative maintenance & monitor for recurrence	Hurricane Creek	100	35	165	156	7.05

Part D-Reporting of Unauthorized Discharges

North Sewer District Collection System LPDES Permit # LA0036439 / LADEQ Permit # WP0487

2 of 9

Date	Address	Cause	Action	Prevention	Rec. Waters	Amt. (GALS)	PS	BOD	TSS	pH
9 Mar 3	10228 Dundee	C/L stoppage	Line cleared, area washed down, deodorized & disinfected	Continue preventative maintenance & monitor for recurrence	Comite River	300	255	165	156	7.05
10 Mar 21	11712 Wintergreen	C/L stoppage due to grease	Line cleared, area washed down, deodorized & disinfected	Continue preventative maintenance & monitor for recurrence	Blackwater Bayou	100	218	144	157	7.28
11 Mar 22	7632 Lansing	C/L stoppage	Line cleared, area washed down, deodorized & disinfected	Continue preventative maintenance & monitor for recurrence	Hurricane Creek	100	277	182	136	7.05
12 Mar 23	5769 Wright	Pump station no. 277 down due to power failure	Contacted pump mechanic, washed down area, deodorized & disinfected	None	Hurricane Creek	100	277	182	136	7.05

Central Sewer District Collection System LPDES Permit # LA0036421 / LADEQ Permit # WP0488

Date	Address	Cause	Action	Prevention	Rec. Waters	Amt. (GALS)	PS	BOD	TSS	pH
1 Jan 28	1600 Terrace Street	C/L stoppage & broken pipe	Setup bypass pumping, repaired by private contractor, area washed down, deodorized & disinfected	Continue preventative maintenance & monitor for recurrence	Mississippi River	50	59	198	201	7.16
2 Feb 10	626 S. 18th	C/L stoppage	Line cleared, area washed down, deodorized & disinfected	Continue preventative maintenance & monitor for recurrence	Mississippi River	100	59	227	164	6.95

Part D-Reporting of Unauthorized Discharges

Central Sewer District Collection System LPDES Permit # LA0036421 / LADEQ Permit # WP0488

3 of 9

	Date	Address	Cause	Action	Prevention	Rec. Waters	Amt. (GALS)	PS	BOD	TSS	pH
3	Feb 21	2147 E. Lakeshore	C/L surcharged due to heavy rain	Monitored area, deodorized & disinfected	Implement RMAP projects	University Lake	160,000	10	44	106	6.58
4	Feb 21	3559 S. Lakeshore	C/L surcharged due to heavy rain	Monitored area, deodorized & disinfected	Implement RMAP projects	University Lake	150,000	2	44	106	6.58
5	Feb 21	Stanford @ S. Lakeshore	C/L surcharged due to heavy rain	Monitored area, deodorized & disinfected	Implement RMAP projects	University Lake	29,000	2	44	106	6.58
6	Feb 21	W. Central Plant	Electrical Problems		Continue preventative maintenance & monitor for recurrence		1,500				
7	Feb 27	335 Beverly	C/L stoppage	Line cleared, area washed down, deodorized & disinfected	Continue preventative maintenance & monitor for recurrence	Mississippi River	100	3	124	118	7.15
8	Mar 9	335 Beverly	C/L stoppage	Line cleared, area washed down, deodorized & disinfected	Continue preventative maintenance & monitor for recurrence	Mississippi River	200	3	99	97	6.93
9	Jan 3	3211 Myrtle	Main line stoppage due to grease	Line cleared, area washed down, deodorized & disinfected	Continue preventative maintenance & monitor for recurrence	Dawson Creek	60	57	174	124	7.03
10	Jan 7	13904 Goodwood	Main line stoppage due to grease	Line cleared, area washed down, deodorized & disinfected	Preventative maintenance & monitor for recurrence	Jones Creek	50	101	209	201	7.18

Part D-Reporting of Unauthorized Discharges

South Sewer District Collection System LPDES Permit # LA0036412 / LADEQ Permit # WP0489

4 of 9

Date	Address	Cause	Action	Prevention	Rec. Waters	Amt. (GALS)	PS	BOD	TSS	pH	
1	Jan 7	17925 Five Oaks	Main line stoppage due to grease	Line cleared, area washed down, deodorized & disinfected	Continue preventative maintenance & monitor for recurrence	Ward Creek	100	378	164	184	6.88
2	Jan 9	7222 Barringer	Main line stoppage due to grease	Line cleared, area washed down, deodorized & disinfected	Continue preventative maintenance & monitor for recurrence	Claycut Bayou	75	170	183	210	6.98
3	Jan 9	Sherwood Foreset @ Lake Sherwood	PS No. 135 down due to power outage	Contacted pump mechanic, washed down area, deodorized & disinfected	None	Claycut Bayou	350	135	183	210	6.98
4	Jan 10	4245 Bennington	Main line stoppage due to grease	Line cleared, area washed down, deodorized & disinfected	Continue preventative maintenance & monitor for recurrence	Ward Creek	300	91	176	168	6.98
5	Jan 10	11130 Industriplex	Main line stoppage due to grease	Line cleared, area washed down, deodorized & disinfected	Continue preventative maintenance & monitor for recurrence	Claycut Bayou	100	287	174	191	6.90
6	Jan 12	13723 Katherine	Main line stoppage due to grease	Line cleared, area washed down, deodorized & disinfected	Continue preventative maintenance & monitor for recurrence	Jones Creek	250	163	196	152	7.01
7	Jan 13	1722 Pollard Pkwy	Main line stoppage due to grease	Line cleared, area washed down, deodorized & disinfected	Continue preventative maintenance & monitor for recurrence	Dawson Creek	250	56	221	197	7.03

Part D-Reporting of Unauthorized Discharges

South Sewer District Collection System LPDES Permit # LA0036412 / LADEQ Permit # WP0489

Date	Address	Cause	Action	Prevention	Rec. Waters	Amt. (GALS)	PS	BOD	TSS	pH	
8	Jan 30	941 Holystone	Broken 4" force main	Contacted pump mechanic, washed down area, deodorized & disinfected	None	200	245				
9	Jan 14	6606 Seigen Lane	Main line stoppage due to grease; sewer discharged from manhole	Line cleared, area washed down, deodorized & disinfected	Continue preventative maintenance & monitor for recurrence	Ward Creek	50	252	158	174	7.04
10	Jan 16	2020 Springlake	Broken 4" force main	Repaired by private contractor, area washed down, deodorized & disinfected	None	Bayou Fountain	15,000	385	170	193	6.95
11	Jan 21	8484 Bayou Fountain	Main line stoppage due to grease	Line cleared, area washed down, deodorized & disinfected	Continue preventative maintenance & monitor for recurrence	Bayou Fountain	125	279	278	200	6.90
12	Jan 25	3248 Carol Jack	Main line stoppage	Line cleared, area washed down, deodorized & disinfected	Continue preventative maintenance & monitor for recurrence	Jones Creek	100	58	189	176	6.95
13	Jan 25	13916 Tanya	Main line stoppage	Line cleared, area washed down, deodorized & disinfected	Continue preventative maintenance & monitor for recurrence	Jones Creek	90	156	176	191	6.97
14	Jan 28	4000 S. Sherwood Forest @ 11700 N. Lake Sherwood	PS No. 135 down due to power outage	Contacted pump mechanic, washed down area, deodorized & disinfected	None	Jones Creek	400	135	196	176	7.11

South Sewer District Collection System LPDES Permit # LA0036412 / LADEQ Permit # WP0489

Date	Address	Cause	Action	Prevention	Rec. Waters	Amt. (GALS)	PS	BOD	TSS	pH
15 Feb 3	3155 Marydon	C/L stoppage due to grease	Line cleared, area washed down, deodorized & disinfected	Continue preventative maintenance & monitor for recurrence	Hurricane Creek	115	51	192	176	7.28
16 Feb 3	3163 Marydon	C/L stoppage due to grease	Line cleared, area washed down, deodorized & disinfected	Continue preventative maintenance & monitor for recurrence	Hurricane Creek	115	51	192	176	7.28
17 Feb 5	Anitoch Road	Ruptured F/M due to constr. in area	Repair coordinated and scheduled	None	Claycut Bayou	3,100	266			8.10
18 Feb 7	1423 Beckenham	C/L stoppage	Line cleared, area washed down, deodorized & disinfected	Continue preventative maintenance & monitor for recurrence	Bayou Duplantier	250	267	146	141	6.99
19 Feb 7	3427 Yosemite	C/L stoppage	Line cleared, area washed down, deodorized & disinfected	Continue preventative maintenance & monitor for recurrence	Hurricane Creek	100	51	146	141	6.99
20 Feb 8	2239 Mariner	C/L stoppage	Line cleared, area washed down, deodorized & disinfected	Continue preventative maintenance & monitor for recurrence	Mississippi River	350	294	172	145	7.05
21 Feb 8	18220 Green Lake Ct.	Pump station no. 382 down due to mechanical failure	Contacted pump mechanic, washed down area,	Continue preventative maintenance	Bayou Manchac	250	382	174	150	7.12
22 Feb 10	7933 Bles	C/L stoppage	Line cleared, area washed down, deodorized & disinfected	Continue preventative maintenance & monitor for recurrence	Dawson Creek	100	57	170	156	7.27

South Sewer District Collection System LPDES Permit # LA0036412 / LADEQ Permit # WP0489

Date	Address	Cause	Action	Prevention	Rec. Waters	Amt. (GALS)	PS	BOD	TSS	pH
23 Feb 13	13523 Kimble Drive	Broken 6" force main	Repair coordinated and scheduled	None		10	383		535	8.45
24 Feb 17	14441 Old Hammond	Pump station no. 215 down due to mechanical failure	Contacted pump mechanic, washed down area, deodorized & disinfected	Continue preventative maintenance	Jones Creek	200	215	170	107	6.94
25 Feb 18	7343 Exchequer	Pump station no. 331 down due to mechanical failure	Contacted pump mechanic, washed down area, deodorized & disinfected	Continue preventative maintenance	Ward Creek	100	331	171	165	6.96
26 Feb 18	8502 Leake	C/L stoppage	Line cleared, area washed down, deodorized & disinfected	Continue preventative maintenance & monitor for recurrence	Mississippi River	78	61	176	145	7.02
27 Feb 19	14441 Old Hammond	Pump station no. 215 down due to mechanical failure	Contacted pump mechanic, washed down area, deodorized & disinfected	Continue preventative maintenance	Jones Creek	200	215	170	107	6.94
28 Feb 21	1388 Ashbourne	C/L surcharged due to heavy rain	Monitored area, deodorized & disinfected	Implement RMAP projects	Jones Creek	220,000	50	68	192	6.97
29 Feb 21	1423 Ashbourne	C/L surcharged due to heavy rain	Monitored area, deodorized & disinfected	Implement RMAP projects	Jones Creek	220,000	50	68	192	6.97
30 Feb 21	Sherwood Forest @ Ashbourne	C/L surcharged due to heavy rain	Monitored area, deodorized & disinfected	Implement RMAP projects	Jones Creek	220,000	50	68	192	6.97
31 Feb 21	5909 Gettysburg	C/L surcharged due to heavy rain	Washed down remaining discharge, deodorized & disinfected	Implement RMAP projects	Claycut Bayou	30	112	115	260	7.00

Part D-Reporting of Unauthorized Discharges

8 of 9

South Sewer District Collection System LPDES Permit # LA0036412 / LADEQ Permit # WP0489

Date	Address	Cause	Action	Prevention	Rec. Waters	Amt. (GALS)	PS	BOD	TSS	pH	
32	Feb 21	9024 Redbud	C/L surcharged due to heavy rain	Washed down remaining discharge, deodorized & disinfected	Implement RMAP projects	Jones Creek	75	58	68	192	6.97
33	Feb 22	4622 Bennington	C/L stoppage	Line cleared, area washed down, deodorized & disinfected	Continue preventative maintenance & monitor for recurrence	Ward Creek	80	91	97	78	6.86
34	Feb 23	17925 Five Oaks	C/L stoppage	Line cleared, area washed down, deodorized & disinfected	Continue preventative maintenance & monitor for recurrence	Ward Creek	150	378	128	122	7.14
35	Feb 28	Centurion @ O'Neal	C/L stoppage	Line cleared, area washed down, deodorized & disinfected	Continue preventative maintenance & monitor for recurrence	Amite River	50	191	130	107	7.17
36	Feb 28	1638 Starboard	C/L stoppage	Line cleared, area washed down, deodorized & disinfected	Continue preventative maintenance & monitor for recurrence	Bayou Fountain	200	61	146	149	7.17
37	Mar 7	1775 Blvd De Province	C/L stoppage	Line cleared, area washed down, deodorized & disinfected	Continue preventative maintenance & monitor for recurrence	Jones Creek	75	66	79	116	6.98
38	Mar 7	764 Plantation Ridge	Pump station no. 161 down due to mechanical failure	Contacted pump mechanic, washed down area, deodorized & disinfected	Continue preventative maintenance	Bayou Fountain	100	161	83	98	6.87

Part D-Reporting of Unauthorized Discharges

9 of 9

South Sewer District Collection System LPDES Permit # LA0036412 / LADEQ Permit # WP0489

Date	Address	Cause	Action	Prevention	Rec. Waters	Amt. (GALS)	PS	BOD	TSS	pH	
39	Mar 7	1726 Leonard	C/L stoppage	Line cleared, area washed down, deodorized & disinfected	Continue preventative maintenance & monitor for recurrence	Dawson Creek	75	57	79	116	6.98
40	Mar 7	1568 Sharlo	Pump station no. 206 surcharged	Contacted pump mechanic, washed down area, deodorized & disinfected	Implement RMAP projects	Elbow Bayou	25	206	83	98	6.87
41	Mar 7	13222 Briar Band Ave	Pump Station no. 161 down due to Electrical Problem	Contacted pump mechanic, washed down area, deodorized & disinfected	Continue preventative maintenance & monitor for recurrence	Bayou Fountain	35,000	161		60	7.72
42	Mar 9	1035 Manson	C/L stoppage	Line cleared, area washed down, deodorized & disinfected	Continue preventative maintenance & monitor for recurrence	Jones Creek	220	215	146	127	7.00
43	Mar 9	14605 Bailey	C/L stoppage	Line cleared, area washed down, deodorized & disinfected	Continue preventative maintenance & monitor for recurrence	Jones Creek	200	104	146	127	7.00
44	Mar 11	11070 Mead	C/L stoppage	Line cleared, area washed down, deodorized & disinfected	Continue preventative maintenance & monitor for recurrence	Jones Creek	75	154	146	172	7.15
45	Mar 11	7808 St. George	Contractor working in area caused sewer overflow	Area washed down, deodorized & disinfected	None	Ward Creek Diversion Canal	25	SC	N/A	N/A	N/A
46	Mar 22	16527 Woodlawn Acres	Pump station no. 266 down due to mechanical failure	Contacted pump mechanic, washed down area, deodorized & disinfected	Continue preventative maintenance	Claycut Bayou	100	266	184	148	7.03



Department of Public Works

City of Baton Rouge
Parish of East Baton Rouge

Post Office Box 1471
Baton Rouge, Louisiana
70821

February 25, 2003

U. S. Environmental Protection Agency
Compliance Assurance and Enforcement Division
Water Enforcement Branch (6EN-W)
1445 Ross Avenue
Dallas, Texas 75202-2733

Attention: Vivian Hare

Re: LPDES Permit No. LA0036412
Manhole Overflow – PS 50 Area


Dear Ms. Hare:

This letter is to inform you of an overflow at 1423 Ashbourne Dr. (Manhole 050-00528), which occurred from approximately 7:30 a.m. to 9:00 p.m on February 21, 2003. An estimated 220,000 gallons of untreated sewage were released to a tributary of Jones Creek.

The discharge occurred due to a heavy rainfall event in the area. Procedures outlined in the SSO Response Plan were followed during the incident. Remedial measures action plan (RMAP) projects are being implemented to prevent recurrence of similar future overflows in this area due to wet-weather events.

Should you require additional information concerning this matter, please let me know.

Sincerely yours,


Fred E. Raiford III
Director of Public Works

FER/RG



xc: Jerome M. Klier, Deputy Director of Public Works
Michael Ponder, Parish Attorney
Kent Mudd, Special Projects Engineer ✓
Robert Groht, Jr., Wastewater Treatment Plant Manager



Department of Public Works

City of Baton Rouge
Parish of East Baton Rouge

Post Office Box 1471
Baton Rouge, Louisiana
70821

February 25, 2003

U. S. Environmental Protection Agency
Compliance Assurance and Enforcement Division
Water Enforcement Branch (6EN-W)
1445 Ross Avenue
Dallas, Texas 75202-2733

Attention: Vivian Hare

Re: LPDES Permit No. LA0036421
Manhole Overflow – PS 10 Area

Dear Ms. Hare:

This letter is to inform you of an overflow at 2147 E. Lakeshore Dr. (Manhole 010-04903), which occurred from approximately 7:30 a.m. to 9:15 p.m on February 21, 2003. An estimated 160,000 gallons of untreated sewage were released to a tributary of City Park Lake.

The discharge occurred due to a heavy rainfall event in the area. Procedures outlined in the SSO Response Plan were followed during the incident. Remedial measures action plan (RMAP) projects are being implemented to prevent recurrence of similar future overflows in this area due to wet-weather events.

Should you require additional information concerning this matter, please let me know.

Sincerely yours,

Fred E. Raiford III
Director of Public Works

FER/RG

xc: Jerome M. Klier, Deputy Director of Public Works
Michael Ponder, Parish Attorney
Kent Mudd, Special Projects Engineer
Robert Groht, Jr., Wastewater Treatment Plant Manager

RECEIVED

FEB 27 2003

**Sewer Operations
General Administration**



Department of Public Works

City of Baton Rouge
Parish of East Baton Rouge

Post Office Box 1471
Baton Rouge, Louisiana
70821

February 25, 2003

U. S. Environmental Protection Agency
Compliance Assurance and Enforcement Division
Water Enforcement Branch (6EN-W)
1445 Ross Avenue
Dallas, Texas 75202-2733

Attention: Vivian Hare

Re: LPDES Permit No. LA0036421
Manhole Overflow – PS 2 Area

Dear Ms. Hare:

This letter is to inform you of an overflow at 3359 S. Lakeshore Dr. (Manhole 002-01390D), which occurred from approximately 7:30 a.m. to 8:45 p.m. on February 21, 2003. An estimated 150,000 gallons of untreated sewage were released a tributary of Bayou Duplantier.

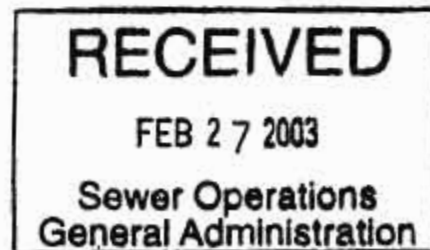
The discharge occurred due to a heavy rainfall event in the area. Procedures outlined in the SSO Response Plan were followed during the incident. Remedial measures action plan (RMAP) projects are being implemented to prevent recurrence of similar future overflows in this area due to wet-weather events.

Should you require additional information concerning this matter, please let me know.

Sincerely yours,

Fred E. Raiford II
Director of Public Works

FER/RG



xc: Jerome M. Klier, Deputy Director of Public Works
Michael Ponder, Parish Attorney
Kent Mudd, Special Projects Engineer
Robert Groht, Jr., Wastewater Treatment Plant Manager



Department of Public Works

City of Baton Rouge
Parish of East Baton Rouge

Post Office Box 1471
Baton Rouge, Louisiana
70821

February 25, 2003

U. S. Environmental Protection Agency
Compliance Assurance and Enforcement Division
Water Enforcement Branch (6EN-W)
1445 Ross Avenue
Dallas, Texas 75202-2733

Attention: Vivian Hare

Re: LPDES Permit No. LA0036412
Manhole Overflow – PS 50 Area


Dear Ms. Hare:

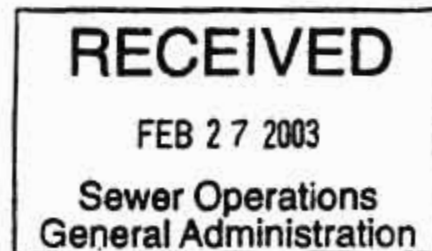
This letter is to inform you of an overflow at the intersection of Ashbourne Dr. and Sherwood Forest Blvd. (Manhole 050-00530A), which occurred from approximately 7:30 a.m. to 9:00 p.m. on February 21, 2003. An estimated 220,000 gallons of untreated sewage were released to a tributary of Jones Creek.

The discharge occurred due to a heavy rainfall event in the area. Procedures outlined in the SSO Response Plan were followed during the incident. Remedial measures action plan (RMAP) projects are being implemented to prevent recurrence of similar future overflows in this area due to wet-weather events.

Should you require additional information concerning this matter, please let me know.

Sincerely yours,


Fred E. Raiford III
Director of Public Works



FER/RG

xc: Jerome M. Klier, Deputy Director of Public Works
Michael Ponder, Parish Attorney
Kent Mudd, Special Projects Engineer
Robert Groht, Jr., Wastewater Treatment Plant Manager



Department of Public Works

City of Baton Rouge
Parish of East Baton Rouge
Post Office Box 1471
Baton Rouge, Louisiana
70821

February 25, 2003

U. S. Environmental Protection Agency
Compliance Assurance and Enforcement Division
Water Enforcement Branch (6EN-W)
1445 Ross Avenue
Dallas, Texas 75202-2733

Attention: Vivian Hare

Re: LPDES Permit No. LA0036412
Manhole Overflow – PS 50 Area

Dear Ms. Hare:

This letter is to inform you of an overflow at 1388 Ashbourne Dr. (Manhole 050-00530), which occurred from approximately 7:30 a.m. to 9:00 p.m on February 21, 2003. An estimated 220,000 gallons of untreated sewage were released to a tributary of Jones Creek.


The discharge occurred due to a heavy rainfall event in the area. Procedures outlined in the SSO Response Plan were followed during the incident. Remedial measures action plan (RMAP) projects are being implemented to prevent recurrence of similar future overflows in this area due to wet-weather events.

Should you require additional information concerning this matter, please let me know.

Sincerely yours,

Fred E. Raiford II
Director of Public Works

FER/RG



xc: Jerome M. Klier, Deputy Director of Public Works
Michael Ponder, Parish Attorney
Kent Mudd, Special Projects Engineer
Robert Groht, Jr., Wastewater Treatment Plant Manager

Part E:
Supplemental Environmental
Projects (SEPs)

Baton Rouge Consent Decree Quarterly Report Part E - Supplemental Environmental Projects (SEPs)

Requirement: Pursuant to Section XX, Paragraph 60 of the Consent Decree, the City/Parish shall conduct a Supplemental Environmental Project (SEP) in accordance with the SEP Plan Requirements. The SEP will be completed in accordance with the schedule specified in the SEP Plan Requirement. Pursuant to Paragraph 61 of the Consent Decree, the City/Parish shall spend no less than \$1,125,000 on the SEP. Pursuant to Paragraph 62 of the Consent Decree, the City/Parish shall complete the SEP in accordance with the milestones contained in the SEP Plan Requirements and submit a SEP Completion Report no later than September 15, 2005.

Summary

The City/Parish estimates that when the SEPs are completed approximately 750 residences will have their effluent treated at a wastewater treatment plant and discharged into the Mississippi River. Cypress Bayou, Lively Bayou, Claycut Bayou and the Amite and Comite Rivers will avoid untreated sewer discharges from these 750 residences.

Although construction will be starting a little later than anticipated, with the current bidding and construction schedule, we anticipate that all SEP projects will be completed well ahead of the schedule contained in the SEP Plan Requirements. We do not anticipate any noncompliance.

The following are the Supplemental Environmental Projects (SEPs):

1. Donwood/Oak Manor Project
2. Pleasant Hills (Section 3)/Green Acres Project
3. Sharon Hills/Cedar Glen/Pleasant Hills Project
4. Stumberg Lane Project

Summary of Activities

A design engineer was selected for the Sharon Hills/Cedar Glen/Pleasant Hills project and for the Pleasant Hills (Section 3)/Green Acres project. The Donwood/Oak Manor and Stumberg Lane projects both were designed by the City/Parish and advertised for bids in the first quarter of 2003 as anticipated. The Donwood/Oak Manor project was advertised for bids on February 21, 2003 and the Stumberg Lane project was advertised for bids on March 28, 2003.

The City/Parish received construction bids for the Donwood/Oak Manor project on March 25, 2003 and the Notice to Proceed is anticipated to be April 28, 2003. Construction period is 130 calendar days, therefore the construction will be complete by September 4, 2003, 190 days prior to the Consent Decree milestone.

Part E – Supplemental Environmental Projects (SEPs)

The Stumberg Lane project bids will be received April 22, 2003. We anticipate a Notice to Proceed on May 26, 2003. With a construction period of 90 calendar days, the construction will be complete by August 23, 2003, 200 days prior to the Consent Decree milestone.

Status of Supplemental Environmental Projects (SEPs)

Proj. No.	Design Status	Construction Start Date			Construction Completion Date		Construction % Complete	Amount Expended	
		Sched.	Advertised	NTP	CD Sched.	Anticipated		Estim.	Actual
1	100%	03/14/03	02/21/03		03/14/04	09/04/03	N/A	\$125,000	
2	90%	06/14/03	--/--/--		06/14/04	--/--/--	N/A	\$250,000	
3	90%	06/14/03	--/--/--		08/14/04	--/--/--	N/A	\$650,000	
4	100%	03/14/03	03/28/03		03/14/04	08/23/03	N/A	\$100,000	
Total								\$1,125,000	

1. Donwood/Oak Manor Project
2. Pleasant Hills (Section 3)/Green Acres Project
3. Sharon Hills/Cedar Glen/Pleasant Hills Project
4. Stumberg Lane Project

The City/Parish [is] [is not] in compliance with Section XX Supplemental Environmental Projects for the period 01 / 01 / 03 to 03 / 31 / 03. If not, see comments above.

Part F:
Consent Decree
Compliance Status

Consent Decree Quarterly Report Part F - Consent Decree Compliance Status

Requirement: Pursuant to Exhibit I of the Consent Decree, the City/Parish shall report Consent Decree compliance status in each quarterly report and provide a brief narrative summary of non-compliance items and any other information required to convey activity status as it relates to compliance or non-compliance with the Consent Decree.

Compliance Status

1. The City/Parish was not in compliance with the Central Treatment Plant LPDES Permit No. LA0036421 during January and February of this reporting period. The Central Wastewater Treatment Plant exceeded the permit effluent limits for Monthly Average BOD (mg/l) twice during this quarter the total amount of stipulated penalties identified for non-compliant activities at the Central Plant is \$5,000. Noncompliance is not anticipated during subsequent reporting periods.

	Permit Level	1 st Quarter 2003			Stipulated Penalty		
		Jan.	Feb.	Mar.	# of Occurrences	Per Occurrence	Total
<u>BOD</u>							
7-Day Avg. (mg/l)	45	C	C	C			
Monthly Avg. (mg/l)	30	31	33	C	2	\$2,500	\$5,000
Monthly Avg. (lbs/day)	7,906	C	C	C			
Percent Removal	75%	C	C	C			
<u>TSS</u>							
7-Day Avg. (mg/l)	45	C	C	C			
Monthly Avg. (mg/l)	30	C	C	C			
Monthly Avg. (lbs/day)	7,906	C	C	C			
Percent Removal	75%	C	C	C			
<u>TRC</u>							
Daily Avg (mg/l)	0.78	C	C	C			
<u>Fecal Coliform</u>							
7-Day Avg. (mg/l)	400 col/100ml	C	C	C			
Monthly Avg. (mg/l)	200 col/100ml	C	C	C			
						Total	\$5,000

C-Compliance

Part F - Consent Decree Compliance Status

2. The City/Parish was not in compliance with the South Treatment Plant LPDES Permit No. LA0036412 during the reporting period. The South Wastewater Treatment Plant exceeded the permit effluent limits for the Monthly Average BOD & TSS (mg/l), the 75% Removal of BOD, the 7 Day-Avg BOD& TSS and Monthly Average (lbs/day) BOD, for the periods shown in the table below. The total amount of stipulated penalties identified for non-compliant activities at the South Plant is \$21,000. Noncompliance was due to operational issues at the South Wastewater Treatment Plant as described in Part 3 below. Noncompliance is anticipated until August, 2003, when new trickling filter arms should be installed.

	Permit Level	1 st Quarter 2003			Stipulated Penalty		
		Jan.	Feb.	Mar.	# of Occurrences	Per Occurrence	Total
BOD							
7-Day Avg. (mg/l)	45	46	48	C	2	\$1,000	\$2,000
		56			1	\$1,000	\$1,000
		59			1	\$1,000	\$1,000
		65			1	\$1,000	\$1,000
Monthly Avg. (mg/l)	30	56	34	40	3	\$2,500	\$7,500
Monthly Avg. (lbs/day)	13,511	15,440	C	C	1	\$2,500	\$2,500
Percent Removal	75%	72	C	C	1	\$2,500	\$2,500
TSS							
7-Day Avg. (mg/l)	45	45	C	C	1	\$1,000	\$1,000
Monthly Avg. (mg/l)	30	39	C	C	1	\$2,500	\$2,500
Monthly Avg. (lbs/day)	13,511	C	C	C			
Percent Removal	75%	C	C	C			
TRC							
Daily Avg (mg/l)	0.46	C	C	C			
Fecal Coliform							
7-Day Avg. (mg/l)	400 col/100ml	C	C	C			
Monthly Avg. (mg/l)	200 col/100ml	C	C	C			
Total							\$21,000

C-Compliance

Summary of Activities

1. Operations staff at the Central Wastewater Treatment Plant have modified their trickling filter recirculation rates and flushing schedules, and begun directing flow to Trickling Filter No. 1. Staff are also beginning to plan a schedule take-down of Trickling Filter No. 2 to replace the existing center column during the summer months when lower BOD levels can more easily be achieved.
2. Staff at the South Wastewater Treatment Plant continues adding ferric chloride upstream of the secondary clarifier to increase solids settling capability and therefore decrease the effluent TSS and BOD at the plant.

Part F - Consent Decree Compliance Status

3. The City/Parish has awarded a contract for provision of snail screens at the South Wastewater Treatment Plant. Delivery of the screens is projected for May 2003, with installation being completed shortly thereafter.
4. At the South Plant a contract for provision and installation on new trickling filter rotary distributors and associated equipment for trickling filters 5-8 was awarded on February 24, 2003. It is anticipated that the first two units will be replaced by the third quarter of 2003, with the replacement of the other two units coming once the initial two are shown to be operating successfully. In the interim, plant staff have installed temporary supports for the distribution arms. Trickling Filters 6 and 8 are presently in operation.

The City/Parish [is] [is not] in full compliance with Consent Decree for the period 01 / 01 / 03 to 03 / 31 / 03. If not, see comments above.