

BATON ROUGE SSO PROGRAM PROGRESS REPORT DECEMBER 2009



Prepared for
City of Baton Rouge/
East Baton Rouge Parish
Department of
Public Works

Prepared by
CH2MHILL
In association with
SIGMA Consulting Group, Inc.

BATON ROUGE 
Program



PROGRAM MANAGEMENT

The City of Baton Rouge/East Baton Rouge Parish's (City-Parish) sanitary sewer system serves the wastewater treatment needs of more than 450,000 customers. The system is extremely complex, consisting of more than 400 pump stations, 10.5 million feet (2,000 miles) of separate gravity and pressure sewer system pipes, and three major treatment plants. Like many other cities, the City-Parish has encountered sanitary sewer overflows (SSOs) throughout its wastewater collection system. To address the issues of an aging sewer infrastructure and to plan for growth, the City-Parish has undertaken an ambitious \$1.2-billion, 7-year SSO Wastewater Control and Facilities Program to improve its sewer infrastructure and reduce overflows.




The SSO Program was developed in response to a Consent Decree from the United States Environmental Protection Agency (EPA). The Program team, led by CH2M HILL in collaboration with Sigma Consulting, is working closely with the City-Parish and Department of Public Works (DPW) to design and construct 82 rehabilitation, capacity improvement, and wastewater treatment and flow equalization projects. Construction costs for these projects range from \$324K to \$90 million. The SSO Program continues to have a positive environmental and economic impact on the community by reducing SSOs and meeting permit conditions.

Year ending 2009, the SSO Program has completed two projects with combined construction costs valued at \$2.6 million. In addition there are 48 projects in design or construction:

Quantity	Status	Construction Value
2	Projects completed (actual construction value)	\$2,563,420
15	Projects under construction (value based on construction bids)	\$108,433,600
33	Projects under design (valued based on Program Delivery Plan estimates)	\$582,418,720
50		\$693,415,740

The Program is on schedule to deliver all projects within budget to meet the EPA Consent Decree deadline of January 1, 2015.

YEAR IN REVIEW



Mayor-President Kip Holden hosts the groundbreaking ceremony of the Immediate Action Projects at the South Wastewater Treatment Plant.



A 14" diameter wet well casing is being installed at Pump Station 134.



Construction of yard pipe at the SWWTP that will convey wastewater throughout the Plant.



A 12,000' foot long, 36" diameter fusible PVC pipe is being installed along Hooper Road.



Installation of a 24' foot deep coffer dam in preparation of construction inside Pump Station 136, near Sherwood Forest Boulevard.





SSO Program Management not only involves managing all aspects of sewer projects but also includes maintaining close coordination between the SSO Program and another large City-Parish Program, the Green Light Plan. In 2009, the Green Light Plan and the SSO Program successfully initiated combined construction on three projects. The coordinated effort between these two infrastructure programs saves money and reduces construction-related inconveniences to residents.

In addition to the technical aspects of the projects, the Program is implementing public awareness programs; maintains and populates a website that disseminates essential information to the community, bidders, and contractors; and supports maximizing the use of local and minority firms on projects. The Program's goal aligns with that of the City-Parish: to provide the overall best value in terms of cost, schedule, opportunity, and local involvement in the contracting community.

2009 Program Highlights

- 50 active projects: *Minimum*: \$324K; *Maximum*: \$90M; *Average*: \$12.7M
- 2 projects complete with a construction value of \$2.6 million
- 15 projects under construction and valued at \$108.4 million
- 33 projects under design and valued at \$582.4 million
- Construction savings to-date of approximately \$32.7M (comparing Engineer's Construction Estimates to Actual Construction Bids)
- 41% of BTR SSO projects utilize a firm that is a minority enterprise, disadvantaged enterprise, small business or has a HUB zone location
- Conducted construction sequencing analysis to ensure intra-program project coordination that resulted in the consolidation/combining of several projects
- Coordination with Green Light Program to improve effectiveness and reduce construction-related disruptions to residents
- Initiated the emergency generators project

2008 Accomplishments

Projects Under Completed Construction	4
Projects Under Design	35

2009 Accomplishments

Completed Projects	2
Projects Under Construction	15
Projects Under Design	33

Planned for Year End 2010

Completed Projects	15
Projects Under Construction	26
Projects Under Design	32

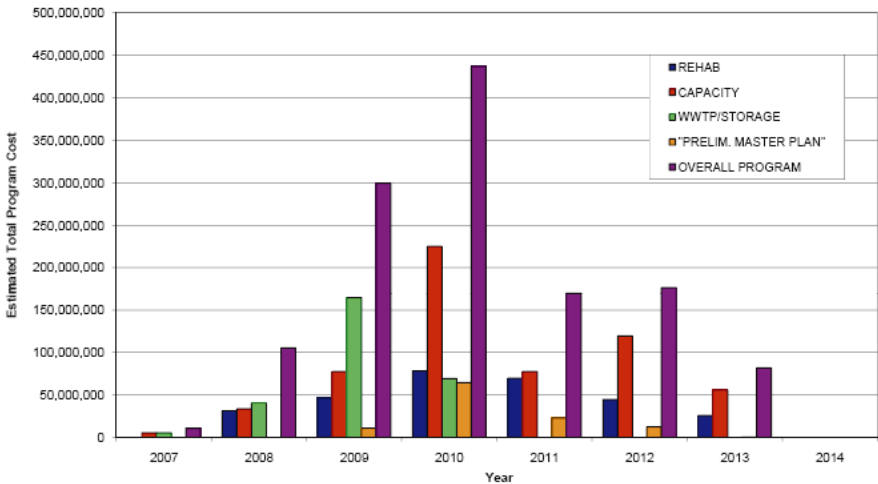


Looking at the Year 2010

As aggressive as the schedule is, the SSO Program continues to meet major milestones and enters 2010 with design engineering, bidding services, and construction projects progressing throughout the City-Parish. By year end 2010, at least 73 projects will be in some phase of design or construction.

- 2010 is a peak funding year: 35% (\$437.1M) of the Program cost with 73 projects (58 projects in design or construction and 15 completed)
- Total cumulative funding - Years 2007-2010: 71% (\$852.7M) of Program cost
- General Program Management: program control (scheduling and cost control), document control, and quality assurance, communication and outreach, financial management, and project support
- Design Management: Engineering management, management of activities (land acquisition, appraisals, inspections, titling, surveying, and negotiations), GIS, CCTV physical inspections, hydraulic investigations, permitting, and hydraulic evaluation oversight
- Construction Management: Construction management and oversight of stormwater pollution prevention plans, and construction field administration

FIGURE 1-1
Program Funding Schedule
Program Delivery Plan



As shown on the graph above, year 2010 is a peak funding year for both design and construction activities.

SCHEDULE

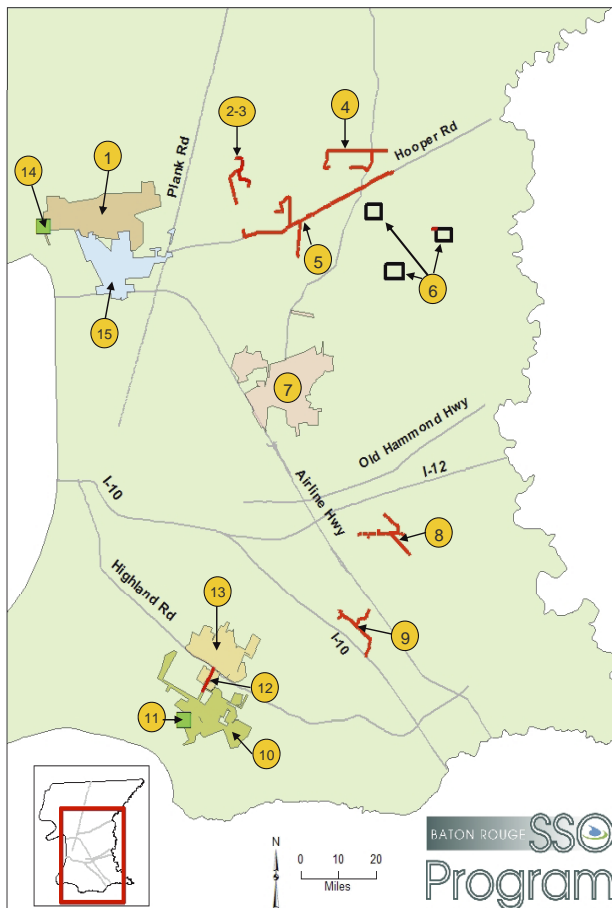
#	Project Name	DPW Project #	Design Consultant	Construction Contractor	Construction Bid Amount	Status	Project Start	Advertise for Construction Bids	Project End
1	RMAP1 - Kleinpeter Area Upgrades	03-RMP-S14	Monroe & Corie	Allen & LeBlanc	\$324,024	Completed	2/1/2008	7/14/2008	5/8/2009
2	Jefferson Highway-Hoo Shoo Too	07-AR-US-0049	DPW	Allen & LeBlanc	\$2,239,396	Completed	5/16/2007	6/27/2008	11/21/2009
3	Gurney Road - Joor Road	07-PS-BD-0017	Neel-Schaffer	Grady Crawford	\$1,396,347	Construction	1/18/2008	8/29/2008	10/16/2009
4	Staring Lane Extension (Ph1: Burbank-Highland)	06-WC-CP-0036	Monroe & Corie	James Construction	\$4,615,500	Construction	1/11/2008	9/19/2008	8/24/2010
5	RMAP1 - PS136 Area Upgrades	99-RMP-S16	Sigma Consulting	Nottingham Construction	\$8,811,368	Construction	2/1/2008	10/24/2008	5/11/2010
6	RMAP1 - Industriplex Area Upgrades	99-RMP-S08	Forte & Tablada	BRH Garver	\$9,382,914	Construction	3/10/2008	10/31/2008	1/29/2010
7	Gardere Lane - Burbank Road	08-AR-UF-0003	CSRS, Inc.	Allen & LeBlanc	\$5,957,955	Construction	5/16/2007	11/14/2008	5/26/2010
8	Immediate Action Projects- Combined	08-TP-BD-0031	CDM / MWH / URS Corp.	Brasfield & Gorrie	\$25,632,000	Construction	11/6/2006	12/12/2008	9/2/2010
9	Foster Road - Hooper Road	07-FM-BD-0046	PEC	Hemphill Construction	\$8,761,675	Construction	2/14/2008	1/9/2009	4/28/2010
10	Comite Drive - Foster Road (Ph1)	07-PS-BD-0019	Monroe & Corie	Hemphill Construction	\$1,921,037	Construction	3/3/2008	1/16/2009	1/27/2010
11	Sullivan Rd - Lovett Rd - Wax Rd	07-PS-BD-0018	Hartman Engineering	Don M. Barron Contractor	\$2,158,346	Construction	1/17/2008	1/16/2009	2/25/2010
12	Staring Lane - Boone Drive	08-AR-UF-0004	CSRS, Inc.	Grady Crawford	\$5,426,575	Construction	11/27/2007	1/23/2009	5/10/2010
13	Oak Villa Blvd - Choctaw Street	08-AR-UF-0005	CSRS, Inc.	Grady Crawford	\$8,997,369	Construction	4/14/2008	5/15/2009	7/7/2011
14	Comite Drive - Foster Road (Ph2)	02-CS-HC-0001	Monroe & Corie	JB James Construction	\$895,957	Construction	6/23/2008	6/26/2009	6/22/2010
15	Scotland Avenue - Progress Road	09-AR-BD-0011	CSRS, Inc.	Magnolia Construction	\$9,207,594	Construction	9/9/2008	10/20/2009	11/25/2010
16	NWWTP Odor Control	07-WT-TP-0030	Env. Eng Svcs	SEMS, Inc.	\$2,279,038	Construction	6/29/2007	10/30/2009	7/15/2010
17	Elm Grove Garden- Harding Blvd	09-AR-BD-0012	CSRS, Inc.	Allen & LeBlanc	\$12,989,271	Construction	10/1/2008	10/30/2009	1/27/2011
18	South Capacity Group Project 2	08-PS-IF-0046	ABMB Eng.	TBA	TBA	Design	3/10/2008	2/12/2010	8/14/2012
19	Sharp Road - Florida Blvd	09-AR-BD-0013	CSRS, Inc.	TBA	TBA	Design	1/15/2009	4/16/2010	6/1/2011
20	South Boulevard - St. Joseph Street	08-GS-ST-0018	Evans-Graves	TBA	TBA	Design	3/27/2008	2/12/2010	11/1/2011
21	25th Street - North Acadian Thruway	09-GS-UF-0008	Hartman Engineering	TBA	TBA	Design	2/2/2009	2/12/2010	10/27/2011
22	Highland Road - Buchanan Street	08-GS-ST-0021	Burk-Kleinpeter/ Justice & Huang (a JV)	TBA	TBA	Design	3/13/2008	2/5/2010	3/18/2011
23	Kenilworth Drive - Boone Drive	09-AR-BD-0014	CSRS, Inc.	TBA	TBA	Design	3/26/2009	3/26/2010	5/6/2011
24	Downtown Area - PS15,19, 60, 59	08-PS-ST-0056/57	Shaw Environ. & Infrastructure, Inc.	TBA	TBA	Design	3/24/2008	3/1/2010	7/10/2011
25	Capitol Lake - Gayosa Drive	07-PS-BD-0048	Shread-Kuyrkendall & Associates, Inc.	TBA	TBA	Design	1/14/2008	3/30/2010	9/1/2011
26	Staring Lane - PS58 (Ph2: Highland-Perkins)	06-WC-CP-0036	Monroe & Corie	TBA	TBA	Design	4/8/2008	3/11/2011	6/1/2012
27	Citilplace/Essen Lane Area - PS119	08-FM-UF-0024	GSA Consulting Engineers, Inc.	TBA	TBA	Design	2/25/2008	5/3/2010	9/1/2011
28	Foster Drive - Government Street	TBA	CSRS, Inc.	TBA	TBA	Design	5/25/2009	4/16/2010	7/29/2011
29	SWWTP Wet Weather Improve (Ph1)	08-TP-BD-0033	CDM	TBA	TBA	Design	6/23/2008	4/1/2010	9/28/2012
30	Brookstown Road - Evangeline Street (Ph1)	TBA	CSRS, Inc.	TBA	TBA	Design	7/10/2009	5/10/2010	9/17/2012
31	Highland Road - Burbank Drive	08-FM-ST-0023	GOTECH, Inc.	TBA	TBA	Design	3/31/2008	5/14/2010	7/13/2012
32	Central Pump Station - PS 42	09-PS-UF-0003	MWH	TBA	TBA	Design	10/21/2008	5/21/2010	10/19/2012
33	Hooper Storage	09-PS-UF-0007	TRC Engineers	TBA	TBA	Design	1/19/2009	5/21/2010	12/8/2011
34	Zachary Area Transmission Network	06-WC-IF-0014	SJB/Owen & White	TBA	TBA	Design	3/24/2008	5/28/2010	5/16/2013
35	North Capacity Group Project 1A	08-GS-UF-0053	URS Corp.	TBA	TBA	Design	3/10/2008	6/18/2010	9/27/2013
36	Pump Station 58A Overflow	09-PS-UF-0001	GEC	TBA	TBA	Design	1/5/2009	8/31/2010	6/20/2013
37	North Capacity Group Project 1B	08-PS-UF-0054	Evans-Graves / Burk Kleinpeter	TBA	TBA	Design	3/10/2008	7/30/2010	10/12/2011
38	Staring Lane - PS58 (Ph3: Perkins-PS58)	06-WC-CP-0036	Monroe & Corie	TBA	TBA	Design	4/30/2009	9/10/2010	1/15/2013
39	Choctaw Storage and PS Facility	09-PS-UF-0009	CDM	TBA	TBA	Design	4/14/2008	9/17/2010	7/27/2012
40	Consolidated FM (2,3,5,7,10)	09-FM-MS-0033	Shread-Kuyrkendall & Associates, Inc.	TBA	TBA	Design	11/7/2008	10/22/2010	10/21/2012
41	Perkins/Old Perkins Area - BPS514	09-PS-MS-0034	GEC	TBA	TBA	Design	4/24/2009	10/22/2010	2/25/2013
42	Consolidated Pump Stations (2,3,4,5,6,7,10, 91)	09-PS-MS-0035	Burk Kleinpeter / JJG	TBA	TBA	Design	11/7/2008	10/29/2010	10/12/2012
43	Plank Road - Kleinpeter Road	09-GS-UF-0028	Forte & Tablada	TBA	TBA	Design	3/23/2009	12/31/2010	3/13/2013
44	SWWTP Wet Weather Improve (Ph2)	08-TP-BD-0055	MWH	TBA	TBA	Design	10/14/2008	12/1/2010	1/22/2014
45	Central Consolidation- PS42 FM	09-FM-MS-0036	SJB/Owen & White	TBA	TBA	Design	11/7/2008	1/28/2011	11/28/2012
46	Multiple PS - Jefferson Highway - Park Forest Dr	09-PS-MS-0046	CSRS, Inc.	TBA	TBA	Design	6/8/2009	4/15/2011	3/31/2014
47	Multiple PS - Nicholson Dr - Brightside Dr	09-PS-MS-0048	Arcadis U.S., Inc.	TBA	TBA	Design	9/14/2009	4/15/2011	9/30/2013
48	Bayou Duplantier Area Sewer Upgrades	09-GS-MS-0042	Neel-Schaffer	TBA	TBA	Design	8/31/2009	8/1/2011	1/15/2014
49	Nicholson Dr - Highland Rd - Perkins Rd	09-GS-MS-0047	Buchart - Horn	TBA	TBA	Design	6/29/2009	8/1/2011	1/15/2014
50	Government St - S. Acadian Thruway	09-GS-MS-0043	GSA Consulting Engineers, Inc.	TBA	TBA	Design	8/28/2009	8/1/2011	1/15/2014



UNDER CONSTRUCTION



Year ending 2009, there are 14 SSO projects under construction throughout the City-Parish.



1 Scotland Avenue – Progress Road Area Upgrades

Type: Sewer Rehabilitation Project

Details: Approximately 178,615 liner feet of various sizes of sewer pipe, 2,562 laterals and 775 manholes will be inspected by CCTV and rehabilitated as determined

Cost: Estimated construction cost is \$9.4M

When: Construction NTP is expected in January 2010 and continue through late November 2010

2-3 Comite Drive – Foster Road Area Upgrades

Type: Capacity Improvement Project

Details: This project includes the replacement of three pump stations and the upsizing of approximately 19,000 linear feet of 6" and 8" forcemain

Cost: Estimated construction cost is \$3M

When: Construction started in March 2009 and will continue through late June 2010

4 Gurney Road – Joor Road Area Upgrades

Type: Capacity Improvement Project

Details: This project includes the replacement of one pump station as well as approximately 14,500 linear feet of various sizes of forcemain and 100 feet of 15" gravity sewer

Cost: Estimated construction cost is \$1.4M

When: Construction started in October 2008 and is expected to be complete in January 2010

5 Foster Road – Hooper Road Area Upgrades

Type: Capacity Improvement Project

Details: This project includes the construction of approximately 26,000 linear feet of various sizes of forcemain

Cost: Estimated construction cost is \$8.7M

When: Construction started in March 2009 and will continue through April 2010

6 Sullivan Road - Lovett Road - Wax Road Area Upgrades

Type: Capacity Improvement Project

Details: Three pump stations will be replaced as well as upsizing approximately 6,300 linear liner feet of forcemain sewer pipe

Cost: Estimated construction cost is \$2.1M

When: Construction started early 2009 and will continue through February 2010

7 Oak Villa Blvd – Choctaw Street Area Upgrades

Type: Sewer Rehabilitation Project

Details: Approximately 245,000 liner feet of sewer pipe and 982 manholes will be inspected by CCTV and rehabilitated as determined

Cost: Estimated construction cost is \$9M

When: Construction started early July 2009 and will continue through July 2011

8 RMAP1 – PS136 Area Upgrades

Type: Remedial Action Project

Details: Consists of the demolition of four existing pump stations and 27,000 linear feet of associated forcemain

Cost: Estimated construction cost is \$8.8M

When: Construction started December 2008 and will continue through May 2010

9 RMAP1 – Industriplex Area Upgrades

Type: Remedial Action Project

Details: Consists of demolishing six pump stations and constructing a new gravity system that will route flows to one new centralized pump station near PS332 on Exchequer Drive

Cost: Estimated construction cost is \$9.4M

When: Construction started December 2008 and is expected to be complete in January 2010

10 Gardere Lane - Burbank Road Area Upgrades

Type: Sewer Rehabilitation Project

Details: Approximately 200,500 liner feet of sewer pipe and 743 manholes will be inspected by CCTV and rehabilitated as determined

Cost: Estimated construction cost is \$5.9M

When: Construction started January 2009 and will continue through May 2010

11 SWWTP Immediate Action Projects

Type: Wastewater Treatment and Flow Equalization Improvements

Details: Screening, trickling filter re-circulating pumping, primary treatment improvements and bio-solids thickening improvements

Cost: Estimated construction cost is \$25.6M

When: Construction started May 2009 and will continue through September 2010



12 Staring Lane Extension Phase 1

Type: Capacity Improvement Project

Details: A new overflow pump station (PS 58A) will be constructed to pump flow directly to the South WWTP and will include approximately 2,960 linear feet of forcemain

Cost: Estimated construction cost is \$4.6M

When: Construction started May 2009 and will continue through August 2010

13 Staring Lane – Boone Drive Area Upgrades

Type: Sewer Rehabilitation Project

Details: Approximately 148,000 linear feet of gravity pipe and 657 manholes will be inspected by CCTV and rehabilitated as determined

Cost: Estimated construction cost is \$5.4M

When: Construction started March 2009 and will continue through May 2010

14 North Wastewater Treatment Plant Odor Control

Type: Wastewater Treatment and Flow Equalization Improvements

Details: The project will include odor control improvements at the plant, five surrounding pump stations and in the collection system

Cost: Estimated construction cost is \$2.7M

When: Construction started November 2009 and will continue through July 2010

15 Elm Grove Garden – Harding Blvd

Type: Sewer Rehabilitation Project

Details: Approximately 199,500 linear feet of sewer pipe, 3,216 sewer laterals and 839 manholes will be inspected by CCTV and smoke testing. A basin characterization report will be made to determine rehabilitation priorities, as necessary.

Cost: Estimated construction cost is \$12.9M

When: Construction will start late January 2010 and will continue through late January 2011.

Looking Ahead...

Beginning Construction:

- Scotland Avenue - Progress Road: Construction NTP 1/25/10
- North WWTP Odor Control: Construction NTP 1/25/10
- Elm Grove Garden - Harding Blvd: Construction NTP 1/25/10

Request for Qualifications:

- O'Neal Lane Pipeline Projects - Mid February 2010
- Multiple PS - Highland Rd - Kenilworth Pkwy - Mid February 2010
- Airline Highway Pipeline Projects - Mid February 2010

For detailed information on these projects,
please visit the web-site at

http://www.brprojects.com/sewer/pages/contractor_calendar.htm

**Don't Forget to
Register On-line
for RFQ**

Notifications at:

<http://www.brprojects.com/rfqmanger.com>



BATON ROUGE SSO PROGRAM PROCESS REPORT

DECEMBER 2009

300 North Boulevard, Room 208

Baton Rouge, LA 70802

(225) 389-3158

DPW@brgov.com

BATON ROUGE SSO
Program

Printed on Recycled Paper